

Ontario
Championships
2026 Referees
Meeting

April 2026



Agenda

- Introduction & RDT
 - Venue
 - Parking & Public Transportation
 - Hotel Info
 - Food & Beverage
 - Referee Lounge
 - OVA Age Specific Rules & Modifications
 - Competition Info
 - Rules & Protocols
 - Injuries, Emergencies, Concussions
 - Other
-



RDT

Event #2 Thurs Apr 16- Sat Apr 18 2026

TLSB 15UG 17U

Head Officials

AM (7am-3pm) PM (2pm-10pm)

Jen Adams Irena Zamboni
Malcolm Mousseau Martin Kerstens

Assignors

Irene Barras
Kelvin Yee

Supervisors

AM (7am-3pm) PM (2pm-10pm)

Joseph Lau (PM Day 2) Brian Rancourt
Brittany Saunders Dario Zamboni
Chris Vail Teresa Vizzari
Terry Sonoda Kennedy Ramsden

Sue Burns Andy Woo (AM Day 2)
Brad Graham Kelvin Lo
Ryan McDoom Sue Leknois
Dimitri Magirias Patrick Corriveau

Mentors - 11am - 7pm

Deb Hartnett
Lino Condotta
Dale Huddlestone
Marrick Yee
Bob Rocque
Guy Bradbury

Event #3 Sun Apr 19-Tues Apr 21 2026

6v6 G TlSG 15UB

Head Officials

AM (7am-3pm) PM (2pm-10pm)

Jen Adams Irena Zamboni
Malcolm Mousseau Martin Kerstens

Assignors

Irene Barras
Kelvin Yee

Supervisors

AM (7am-3pm) PM (2pm-10pm)

Vince Birstonas Kennedy Ramsden
Marrick Yee Ryan McDoom
Hollie Roy Elias Soueiti
Brittany Saunders Melanie Dussiaume

Chris Vail Andy Woo
David Williams Brian Rancourt
Brad Graham Kelvin Lo
Huguette Mankala Sue Leknois

Mentors 11 am - 7 pm

Deb Hartnett
Lino Condotta
Dale Huddlestone
Bob Rocque
Guy Bradbury
Terry Sonoda

Event #4 Thurs Apr 23- Sat Apr 25 2026

6v6B 16U 18U

Head Officials

AM (7am-3pm) PM (2pm-10pm)

Andrew Robb Jason Dodd
Samara Sevor Andy Cameron

Assignors

Dave Lo
Kelvin Yee

Supervisors

AM (7am-3pm) PM (2pm-10pm)

Dimitri Magirias Brad Moyer
Jen Adams Sue Leknois
Vince Birstonas Marrick Yee
Irene Barras Teresa Vizzari

Terry Sonoda Brad Graham
Brian Rancourt Ryan McDoom
Irena Zamboni Hollie Roy
Kennedy Ramsden Khan Vu

Mentors 11 am - 7 pm

Elias Soueiti
Bob Rocque
Deb Hartnett
Lino Condotta
Dale Huddlestone
Guy Bradbury

Venue

- Enercare - 100 Princes' Blvd, Toronto, ON M6K 3C3
- Please review the Ontario Championships webpage located [HERE](#) for everything you need to know about the event.



Parking

PARKING CLOSURES – EXTREMELY LIMITED!!!

- Due to ongoing FIFA World Cup preparations and Ontario Place construction, there are significant parking restrictions in the area. All lots highlighted in red are currently closed.
- With limited parking available, we strongly encourage attendees to use public transit or **carpool** whenever possible.
- If you are not located near transit, consider driving to a nearby transit station and completing your trip via public transportation.
- Alternatively, you may wish to park elsewhere in the city using Green P or the SpotHero app, and then take the TTC from that location to the venue.

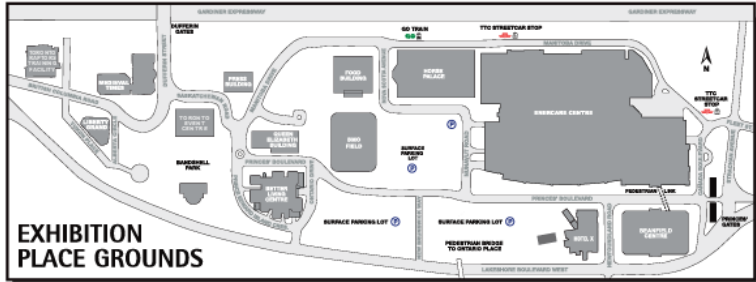
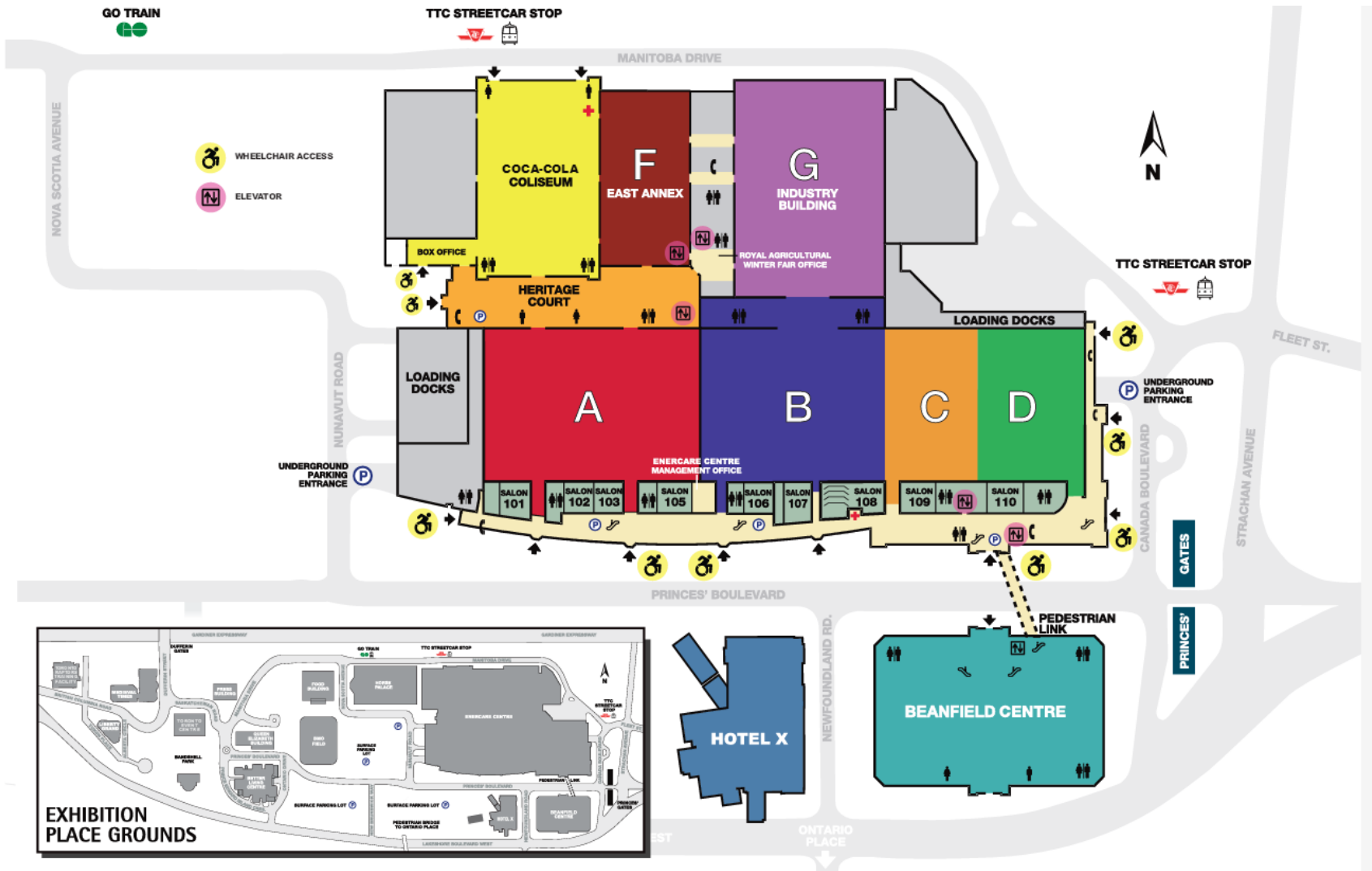


Uber Drop Off

- Use Gore Lot for Uber drop off or Hotel X (circled in green)
- Recommendation is to drop off at Gore and walk across to avoid heavy traffic areas



Enercare



Parking

- **PARKING ENTRANCES:**

- If you do have to drive, plan extra time and set your navigation app to Exhibition Place.

- **There are only 3 entrances via vehicle to Exhibition Place:**

- Strachan Ave/Manitoba Dr.
- ~~Newfoundland/Lakeshore Blvd (CLOSED)~~
- ~~Ontario Dr/Lakeshore Blvd (CLOSED)~~
- British Columbia/Lakeshore Blvd
- Dufferin/Saskatchewan

Mileage & Parking

- Referees commuting each day – reimbursed up to \$21 Parking + mileage
 - **Receipts required** if taking public transportation, GO train, etc.
 - Mileage bubble still applies for KMs
- Referees staying at hotel - \$15 flat travel rate per competition day
 - This is for all referees, regardless of if they drive to the venue each day or not. Consider sharing an Uber or taking TTC. However, we strongly discourage referees from driving from the hotel to the venue.
 - Parking at hotel is billed to the OVA
- **Receipts** must be [submitted in Cognito](#) for reimbursement **by May 3**

Hotel Info

All accommodations for eligible referees booked at:

- Chelsea Hotel
33 Gerrard St W
Toronto, ON M5G 1Z4
- OVA Emergency Hotline
 - 647-467-5514
 - If you have any issues with hotel check in, please contact this number

NOTE - Hotel confirmations will be sent to all eligible referees by April 13th

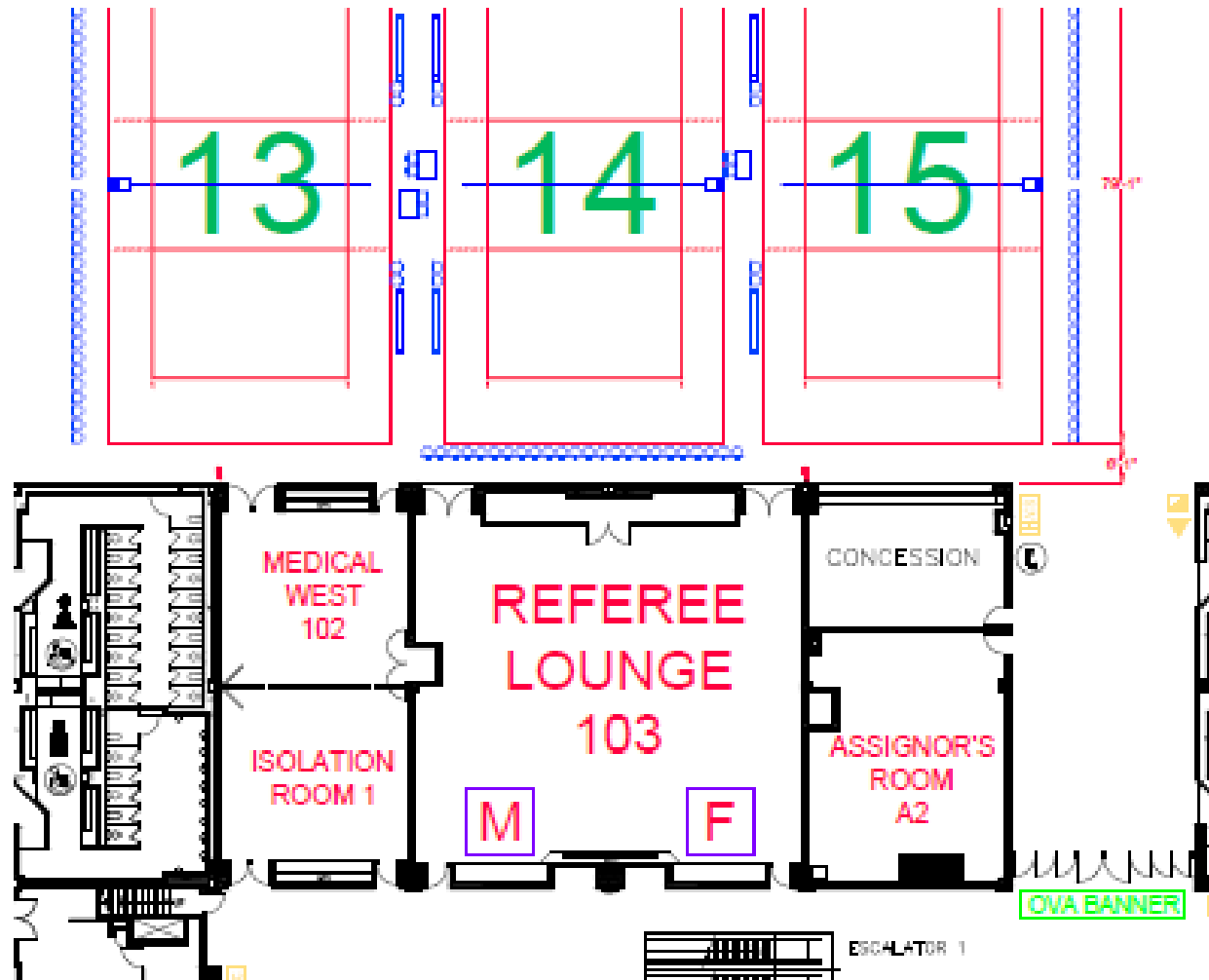




Food & Beverage

- There is a strict no outside food/drink policy (venue rule)
 - No coolers are allowed, but small snacks in bags and coffee in the morning are permitted
- There will be a \$25 per diem per day that will be added to referees' post event pay as no snacks will be provided in the ref lounge
- Enercare is a CASHLESS venue
- Referees will receive a new OVA water bottle
- Fridge and water cooler will also be available in the ref lounge


Referee Lounge is located in Salon 103 (Hall A)



OVA Age Rules

Summary of Age-Specific Rules 2025-2026



Age Group	Substitutions	Net Heights	Libero	Competition Ball	Fair Play	Hands on serve receive allowed?	Rallyball?
4v4 RB - Boys & Coed	Rotational*	2.20m	NO	Mikasa Ultra-Light 	YES	NO	YES
4v4 RB - Girls		2.15m					
6v6 RB - Boys	FAIR PLAY	2.20m		VQ200W-OVA 		POOL PLAY ONLY	YES
6v6 RB - Girls		2.15m					
TLS - Boys		2.20m					
TLS - Girls	2.15m						
15UB	12 Limited	2.35m	YES	V200W 	NO	YES	NO
15UG		2.20m					
16UB	6 Limited	2.35m					
16UG		2.24m					
17UB		2.43m					
17UG		2.24m					
18UB		2.43m					
18UG	2.24m						

RB = Rallyball

Rotational* means players on the bench are part of the player rotations. Players will come off the court upon the completion of the rallyball sequence following their serve. See 4v4 playing regulations (Section 6.8) for detailed information about rotations in the 4v4 Rallyball division

12 sub limited (one entry & one exit per player) in age categories with NO Libero

6 sub limited (one entry & one exit per player) in age categories WITH a Libero

Competition Info

Line Judges

- TLS and younger = non-player
- 15U and older = player
- Point sanction for >9 players
- The athlete line judge will call lines for their own team (i.e. **same** side of the court as their own team bench) throughout the entire match
- If the athlete acting as line judge is to be subbed into the match, the referee will provide adequate time for this change

Scorer required from a team for all age groups

Match Formats

- All matches are best 2/3 with no point cap (Except Day 2 & Day 3 of the 18U Division 1 event which are best 3/5)

Warm-up

- **All warm-ups are 2-4-4** for every match of the event (Except Day 2 & Day 3 of the 18U D1 T1/T2 Girls and D1T1 Boys which are 10-5-5)
- Call captains **AS SOON** as the teams have access to the court and start the first 2 mins common warm-up as soon as the coin toss is done
- Complete the scoresheet from the previous match during the team's hitting warmups (4-4).
- **NOTE:** Hitting warmups should be directed towards the wall for all courts with a wall on one end line. Courts in the middle row can hit from their own side

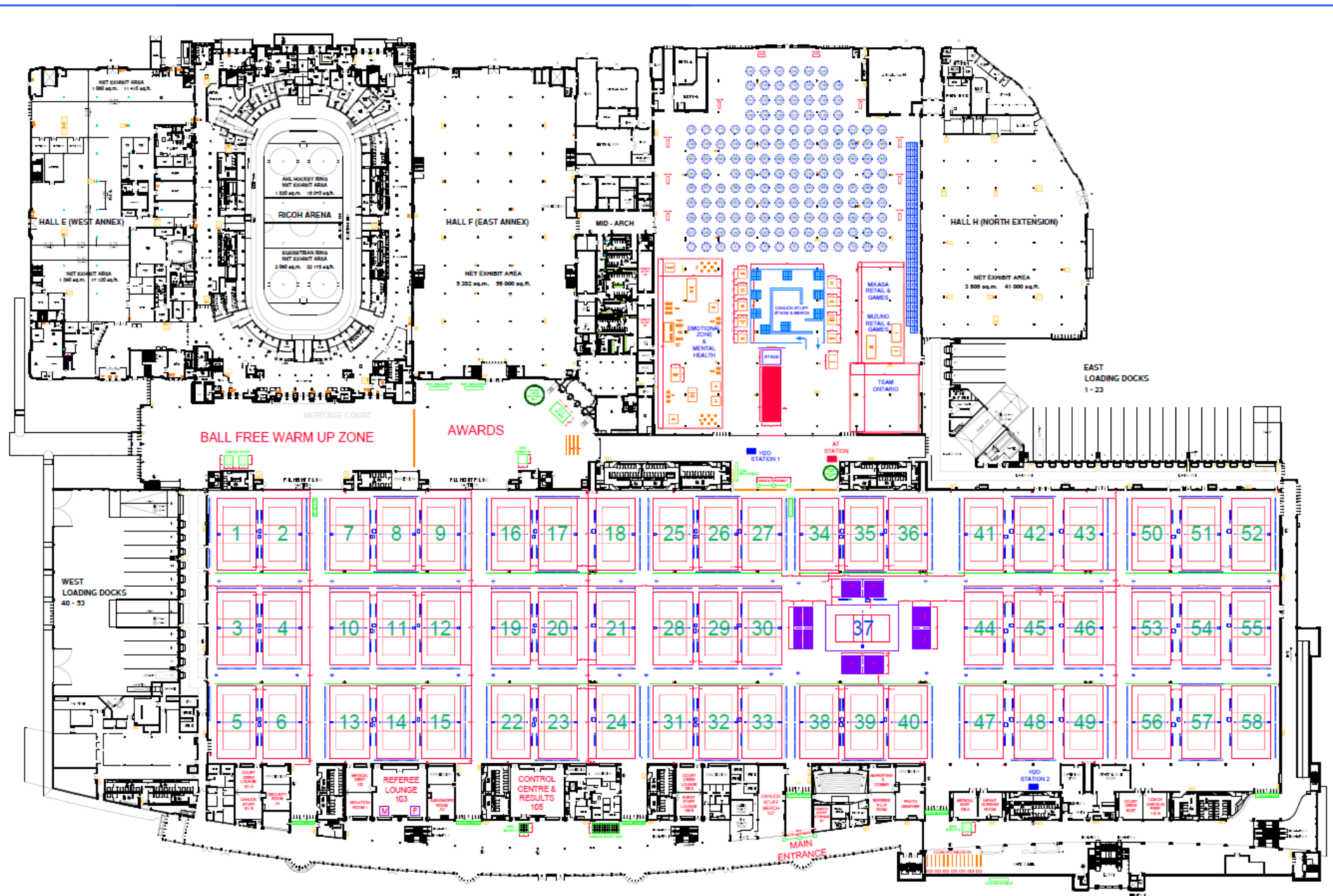
+

•

○

Warm Up Info

- When one team has exclusive use of the court, the other team must either be at its team bench, out of the playing area or shagging balls for the opposing team (optional)
- Teams are required to warm-up baseline to net instead of sideline to sideline. This is to help cut down the number of rogue volleyballs affecting play in nearby courts
- Athletes should **not** be crossing under the net during hitting warmups into the direct path of the balls
- Hitting warm up - no one can be inside the court on the opposite side of the hitters
- Athletes can be on court receiving serves from both directions during the serving portion of their team warm-up
- No warm-ups with balls are permitted off the sport court i.e cement
- **Ball Free Warm up Zone** is located in section behind courts 2 & 7



Ontario Volleyball Championship 2026



Competition Info

REMINDER: Hitting warm up direction must be towards a wall for the top and bottom row of courts. Middle row of courts can hit into any direction

No side switches (teams can pick side, serve OR receive on first coin toss)


First match of the day, Referee picks up the ball from the ball cart in the referee lounge. Last match of the day, referee brings ball back to referee lounge

Do not leave your court until the next official is there

Volleyballs

Every morning, balls will be in ball carts in the Referee Lounge. Referees on the 7:30AM match will take the ball(s) out to the court. The referee officiating the last match of each day on the court will return the ball to the referee lounge

- Ball changes during AM/PM wave crossover will be completed by OVA staff
- **If the game ball is lost**, call Area Supervisor and a court crew member can bring a new ball out. There are 2 court crew offices with balls and supplies (room 101A and 110A)
- Please leave everything else on the table i.e. pens, **line judge flags**, scoreboards, scoresheet envelopes, sanitizer, towels, etc.



Pre-Match Court Scan


Before the start of a match, referees should check that the playing area is safe for all participants. This includes, but is not limited to, the following:

- Benches are off the sport court
- Coach chairs are behind the extension of the attack line
- Padding is to the poles and referee stand is secured properly
- Loose rope is tucked into the pole padding
- Players on the bench are either seated on the bench or standing in the warm-up area at the end of their bench
- Bags, water bottles, and any other miscellaneous items are stored behind the team benches
- **Check the sport court to make sure no tiles are lifted**
- Ensure that there are no sharp objects protruding from the posts or nets, taped down if necessary

NOTE: If there are issues with your court setup, please contact an Area Supervisor. ***DO NOT attempt to adjust net heights on your own!***

Scoring

- We are still using a **standard OVA scoresheet**
- All scores and schedules will be posted online, on Advanced Event Systems (AES) at <https://www.advancedeventsystems.com/events>
- Confirm that the **correct scoresheet** is being used (team names are listed at the top)



Event 2 OCs Draft		Page #1
Seed 5 VS. Seed 13		
Work Team: No Work Team	Ct: Court 13	Match #2
Div: 15U Girls Division 1	Time: 11:00 AM	Best of 3
Pool/Bracket: 15UG D1 D	Date: 4-29-23	Code: 90005

SCT 1													SCT 2																																																								
START TIME		TEAM		POINTS		TEAM		END TIME		POINTS		START TIME		TEAM		POINTS		TEAM		END TIME		POINTS																																															
1	2	3	4	5	6	7	8	9	10	11	12	1	2	3	4	5	6	7	8	9	10	11	12																																														
<table border="1"> <thead> <tr> <th>START TIME</th> <th>TEAM</th> <th>POINTS</th> <th>TEAM</th> <th>END TIME</th> <th>POINTS</th> </tr> </thead> <tbody> <tr> <td></td><td></td><td></td><td></td><td></td><td></td> </tr> </tbody> </table>												START TIME	TEAM	POINTS	TEAM	END TIME	POINTS							<table border="1"> <thead> <tr> <th>START TIME</th> <th>TEAM</th> <th>POINTS</th> <th>TEAM</th> <th>END TIME</th> <th>POINTS</th> </tr> </thead> <tbody> <tr> <td></td><td></td><td></td><td></td><td></td><td></td> </tr> </tbody> </table>												START TIME	TEAM	POINTS	TEAM	END TIME	POINTS																												
START TIME	TEAM	POINTS	TEAM	END TIME	POINTS																																																																
START TIME	TEAM	POINTS	TEAM	END TIME	POINTS																																																																
<table border="1"> <thead> <tr> <th>TEAM</th> <th>POINTS AT CHANGE</th> <th>POINTS</th> </tr> </thead> <tbody> <tr> <td></td><td></td><td></td> </tr> </tbody> </table>												TEAM	POINTS AT CHANGE	POINTS				<table border="1"> <thead> <tr> <th colspan="2">TEAM 1</th> <th colspan="2">TEAM 2</th> </tr> <tr> <th>Name of Players</th> <th>Rank</th> <th>Name of Players</th> <th>Rank</th> </tr> </thead> <tbody> <tr> <td></td><td></td><td></td><td></td> </tr> </tbody> </table>												TEAM 1		TEAM 2		Name of Players	Rank	Name of Players	Rank																																
TEAM	POINTS AT CHANGE	POINTS																																																																			
TEAM 1		TEAM 2																																																																			
Name of Players	Rank	Name of Players	Rank																																																																		
<table border="1"> <thead> <tr> <th>W</th><th>R</th><th>E</th><th>D</th><th>A/D</th><th>Set</th><th>Score</th> </tr> </thead> <tbody> <tr> <td></td><td></td><td></td><td></td><td></td><td></td><td></td> </tr> </tbody> </table>												W	R	E	D	A/D	Set	Score								<table border="1"> <thead> <tr> <th colspan="4">REMARKS:</th> </tr> </thead> <tbody> <tr> <td></td><td></td><td></td><td></td> </tr> </tbody> </table>												REMARKS:								<table border="1"> <thead> <tr> <th colspan="4">RESULTS</th> </tr> <tr> <th>W</th><th>R</th><th>E</th><th>D</th> </tr> </thead> <tbody> <tr> <td></td><td></td><td></td><td></td> </tr> </tbody> </table>												RESULTS				W	R	E	D				
W	R	E	D	A/D	Set	Score																																																															
REMARKS:																																																																					
RESULTS																																																																					
W	R	E	D																																																																		
<table border="1"> <thead> <tr> <th colspan="4">OFFICIALS</th> </tr> <tr> <th>Position</th> <th>Name</th> <th>Country</th> <th>Signature</th> </tr> </thead> <tbody> <tr> <td>Set</td> <td></td> <td></td> <td></td> </tr> <tr> <td>Jud</td> <td></td> <td></td> <td></td> </tr> <tr> <td>Score</td> <td></td> <td></td> <td></td> </tr> <tr> <td>Adv. Score</td> <td></td> <td></td> <td></td> </tr> </tbody> </table>												OFFICIALS				Position	Name	Country	Signature	Set				Jud				Score				Adv. Score				<table border="1"> <thead> <tr> <th colspan="2">WINNER</th> <th colspan="2">MATCH SCORE</th> </tr> </thead> <tbody> <tr> <td></td><td></td><td></td><td></td> </tr> </tbody> </table>												WINNER		MATCH SCORE																			
OFFICIALS																																																																					
Position	Name	Country	Signature																																																																		
Set																																																																					
Jud																																																																					
Score																																																																					
Adv. Score																																																																					
WINNER		MATCH SCORE																																																																			
<table border="1"> <thead> <tr> <th colspan="2">COACH SIGNATURE</th> <th colspan="2">COACH SIGNATURE</th> </tr> </thead> <tbody> <tr> <td></td><td></td><td></td><td></td> </tr> </tbody> </table>												COACH SIGNATURE		COACH SIGNATURE						<table border="1"> <thead> <tr> <th colspan="2">CAPTAIN SIGNATURE</th> <th colspan="2">CAPTAIN SIGNATURE</th> </tr> </thead> <tbody> <tr> <td></td><td></td><td></td><td></td> </tr> </tbody> </table>												CAPTAIN SIGNATURE		CAPTAIN SIGNATURE																																			
COACH SIGNATURE		COACH SIGNATURE																																																																			
CAPTAIN SIGNATURE		CAPTAIN SIGNATURE																																																																			



Scoresheet & Roster Check

Before the match:

- Referees to verify that the roster sticker provided by the coach matches with the team's check-in roster.
- **Coaching Staff**
 - 1 Head Coach
 - Up to 4 Assistant Coaches
- **Players**
 - Up to 15 listed in MRS
 - 15 registered on the scoresheet for the match
- Lines persons' and scorers' names need to be included on the scoresheet
- **Athletes without a Respect In Sport (RIS) number on the roster ("0") are not allowed to play.** Once updated, the roster will be stamped to confirm that it has been received
- Captains and Coaches sign off on the roster BEFORE the match start
- In the Remarks - **DO NOT** use "Match started late due to previous match"



Scoresheet & Roster Check

After the match:

- Ensure scoresheet is COMPLETE & ACCURATE: correct results, and correct team won!
- Coaches sign off on the scoresheet results / Referees sign off
- Runners pick up scoresheets
- Area Supervisor reviews scoresheets and signs (check sanctions)
- Scoresheet video: <https://youtu.be/94Q9W-ejpes>

Sanctions and Protests

Match Management & Sanctioning

- Sanction cards are a tool to help de-escalate situations. Review the sanction chart and how to apply sanctions appropriately in the Volleyball Canada referee guidelines
- If a card is issued, it must be **properly recorded** on the scoresheet and explained in the REMARKS section. Referees are responsible for ensuring scorers record sanctions accurately and provide sufficient detail
- Purple Cards are a tool to address spectator behaviour. Review the Purple Card reference document here: <https://www.ontariovolleyball.org/referees-resources-development>
- Seek assistance from Area Supervisors as needed

Protests

- If a captain informs you that their team wishes to protest, stop the match and flag down an Area Supervisor. The match stops play until the protest is addressed
- The coach will need to scan the QR code on the back of the scoresheet envelope to initiate the protest. The fee is \$100

REMINDER:

- Judgement calls are not permitted to be protested (i.e. ball handling)
- Protests cannot be made once the play continues after the incident occurs
- NOTE: if a captain mentions a protest then call your Area Supervisor to confirm. It is not the referee's decision as to what can/cannot be protested

Sport Court Rules

- **The playing area:** includes the playing court and the free zone. Each team must play within its designated playing area.
- **Sport Court:** The area beyond the edge of the sport court is designated as a **non-playing zone**. Therefore, the last point of contact prior to contact with the ball must be with BOTH FEET on the sport court and the player must always play the ball on the sport court tile.
- **Examples:**
 - One foot on the sport court + one foot on the cement while playing the ball = **play is whistled dead**;
 - Jump in the air, play the ball, and land off the sport court = **play is whistled dead**;
 - Leave the playing area and step on a chair and play the ball = **play is whistled dead**;
 - One foot on the sport court + one foot in the air while playing the ball, momentum carries the player off the court before the second foot contacts the sport court = **play is whistled dead**;
 - Play the ball on the sport court **with both feet** touching the sport court **then** momentum carries the player off the court = **play continues**.
- **Any service action** must be initiated with at least one foot in contact with the Sport Court. If a player is not touching the sport court when you are ready to authorize serve, give a soft “tweet-tweet” and motion for them to move up.

Sport Court Rules

- **NO Pursuit**

- For safety reasons, players may not cross the centre line inside or outside of the post (barrels) at any time to pursue the ball beyond the antennae
- All pursuit attempts are faults and indicated by “OUT”

Uniform and Theme Days

Uniform

- Choice of standard blue or alternate red/black
- Be sure to check your schedule once received because if you are working a match that has both R1 and R2, then you will need to have your standard blue available.

Enercare Centre, Toronto

- April 17 - Superhero
- April 20 - Safari Day (Animal or Tourist)
- April 24 - Pajama Party
- Referees are encouraged to have fun and participate in Theme Days
- NOTE: Please ensure that the VC uniform is still be visible when on the stand

Injuries & Emergencies

Concussions

- Each team is required to have a Concussion Designate.
- If you see a spectator hit by a ball, ask them if they need medical attention as part of due diligence
- Call Area Supervisor if you need assistance with injuries and they can radio first aid to the court

Concussions

- If an athlete is hit in the head during play, once the rally has ended, ask the player to be checked by the concussion delegate. This is to be done while the athlete is standing on the sideline and should only take a few minutes. If that player is cleared by the concussion delegate and resumes play, make a note in the remarks.
- If the athlete is removed from play for suspected concussion, they cannot return to the court. They must go to medical to complete a SCAT5 assessment.
 - If they pass the test, OVA staff HQ will notify the Head Official that the athlete can return to play
 - If they fail the test, the athlete cannot return and will be scratched from the scoresheet until they get a **clearance letter from a medical doctor**. If they are approved to return by a medical doctor clearance letter, OVA staff HQ will notify the head ref.





Injuries & Emergencies

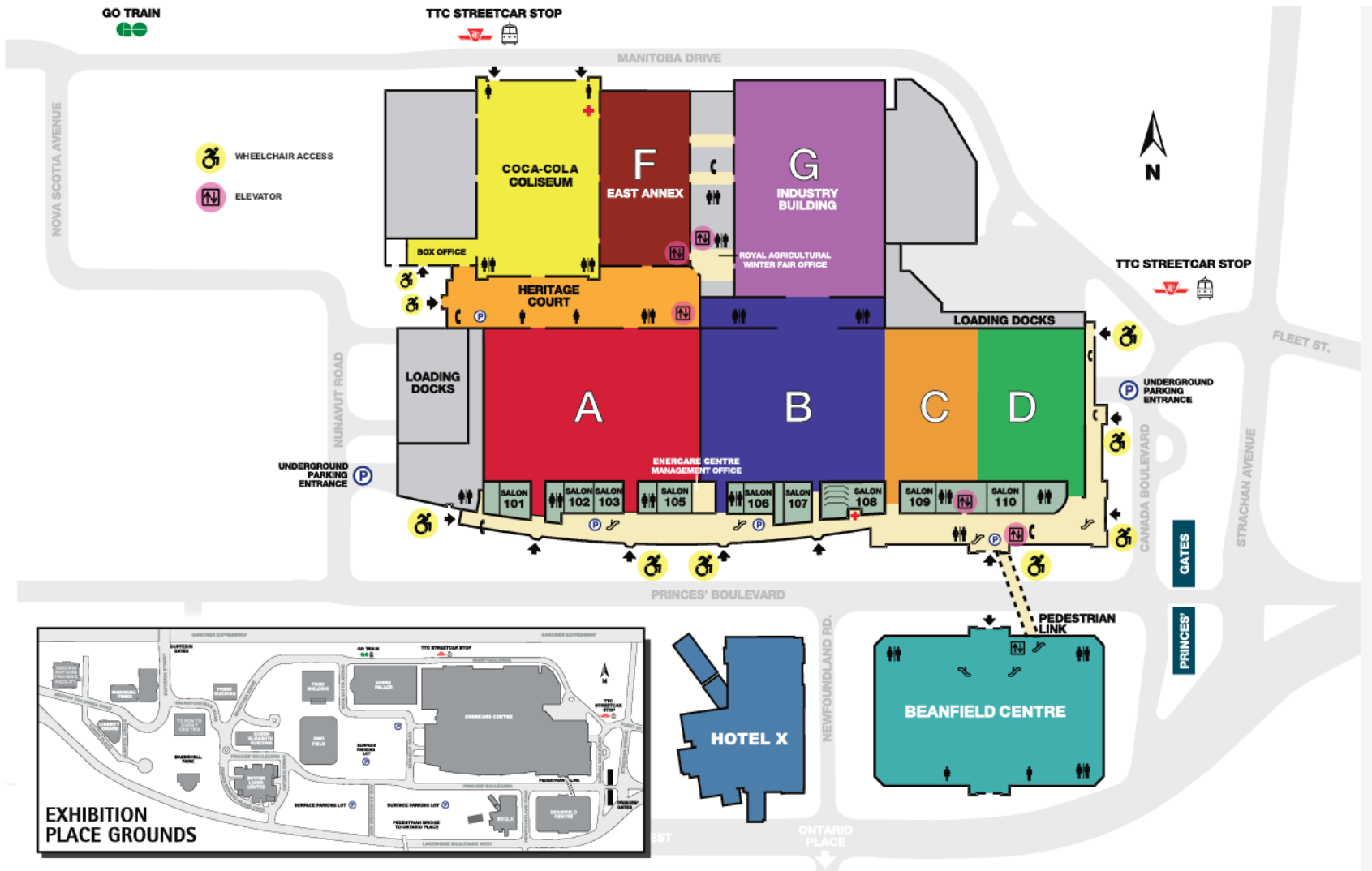
First Aid

- There are 3 first aid locations: 102A, 109A and the swing space under Hall G

Emergencies

- Emergency protocol – will be announced by the building-wide PA system
 - Stage 1 alarm: stay in place and wait for instructions
 - Stage 2 alarm: evacuate the building
- Mustering points are out at the front of the building and at the back of the parking lots
- If safe to do so, please bring the scoresheet with you if an evacuation occurs.

Enercare



Other



Referee scheduling and assignments

- Arrive on site 45 minutes BEFORE your scheduled match time
- Check in with your assignor when you get on site, AND before leaving
- *** *Check for any announcements in the Referee Lounge (white board / notes posted up)*

AES Event Schedule:

<https://www.advancedeventsystems.com/events>

Other Info

POM POMS

- The use of Pom Poms are **not permitted on the team benches** or the area where athletes stand at the end of their team bench
- Spectators may still use Pom Poms to cheer on the athletes in the spectator seating area **ONLY**

NOISEMAKERS

- **The use of any type of noisemakers** (cowbells, air horns, drums, whistles, phone applications, etc.) **is prohibited**. Spectators will be asked to refrain from using these devices. If they continue to use them, they will be confiscated

Other Info

TRIPOD & CELL USE

- The recreational use of cell phones or tripods on the bench is not permitted. The use of cell phones and other devices is permitted when collecting data

CAMERAS & TABLET USE FOR FILMING

- Teams are permitted to record matches throughout the tournament, however, please note - Tripods are not permitted on the sport court nor can they be placed in any team or player areas (team bench, warm up zone, serving zone)

PIXELLOT CAMERAS

- Pixellot Cameras will be setup for live stream on courts 12, 19, 28, 37, 44, 53
- Teams are **not permitted** to set up their own Pixellot (or any other) cameras in between courts due to the tight spacing
- PLEASE don't use the Pixellot cameras to help yourself get up on the stand (taped to barrels)

Other Info

COACHES AND TEAM STAFF ATTIRE

All Coaches and team staff should follow the dress guidelines below during all matches:

- Must be dressed to represent their team in a professional manner
- Secure shoes (including both covered toe and heel straps) are **encouraged** for any team personnel who are on the sport court for both **warm up and match play**
- **Hats are permitted**
- These guidelines are strongly recommended for anyone acting as a line judge or score keeper during OVA sanctioned events.

Other Info

CEILING RULE

For OVA competition ONLY, **the ball will be permitted to touch the ceiling during rally play:**

- A ball, other than a served ball, shall remain in play if it contacts the ceiling or other overhead objects 4.6 m (15') or more above the playing area. If benches, bleachers, low-hanging baskets or other floor obstructions are less than 2 m (6'6 3/4") from the court and interfere with play of the ball, the ball becomes out of play and a replay may be directed at the 1st referee's discretion.
- The ball is out of play when:
 - Rule 10.1.2 is not in effect, and the ball makes contact with the ceiling or obstruction above the opponent's playing area.
 - Rule 10.1.2 is in effect, and a ball that cannot be legally retrieved from the opponent's free zone contacts the ceiling or obstruction over the opponent's playing area.
 - The ball contacts the ceiling or obstruction above the team's playing area and crosses the plane of the net into the opponent's court.
- **NOTE ON CEILING RULE** – the ball is still in play as long as the ball is still moving (i.e. the ball can travel along the ceiling and bounce multiple times, as long as the movement of the ball is still happening. If the ball stops, it is deemed out of play meaning a stopped/stuck ball is OUT.

Other Info – Safe Sport

The OVA is committed to practicing safe sport and ensuring our athletes are provided with a safe and healthy environment in which to learn and develop. Safe sport practices are the responsibility of all members, including coaches, parents/guardians, athletes, **referees**, club administrators and volunteers.

The OVA relies on them and other **persons in authority** to be role models and to put young athletes on a path to success. The dynamic between coach and athlete gives rise to a power imbalance and a culture of unquestioned trust that can result in abuse. **Referees ARE considered Persons in Authority** (PIA).

PURPOSE - The Person in Authority Code of Conduct is intended to protect OVA participants from abuse. It provides guidelines for conduct that are consistent with the development of healthy relationships between adult persons in authority and youth sport participants.

Reporting a Complaint - use the secure and confidential [SDM Intake Form](#)

***** PLEASE DO NOT TOUCH PLAYERS / COACHES / SPECTATORS! *****



Join my WhatsApp group.

https://chat.whatsapp.com/FXLFHX4XrwQLQ4HmcSrLIV?mode=gi_t



Thank you for helping us make
this a smooth and successful
event!