

August 2020



Monthly Gambling Documents

- ☒ Monthly State of MN Tax Return
- ☒ BHC Bank Register
- ☒ BHC Bank Register (Details)
- ☒ BHC Bank Register (Categories)
- ☒ BHC Bank Register (Reconciliation)
- ☒ BHC Bank Statement (Old National Bank)
- ☒ BHC Check Register

Monthly Site Reports

- ☒ Clive's (eTabs)
- ☒ Clive's (Pull Tabs)
- ☒ Burger Jones (Pull Tabs)
- ☒ Tin Shed (Pull Tabs)
- ☒ Clive's (Bingo - Coach Purse)

Other Documents



Compiled By:

Date Compiled: 19 October 2020

Lawful Gambling Monthly Tax Return

Print or Type

Organization name Burnsville Hockey Club	Federal ID number (FEIN) 41-1651968	Minnesota tax ID number 1159222	License number 04433
Address 251 Civic Center Parkway		Email address	Month/year reported 8/2020
City Burnsville	State MN	Zip code 55337	Number of Sites 3
Number of pull-tab (paper and electronic), tipboard, sports themed tipboard and paddleticket games reported on schedule B2's for the month : 109		Check all that apply: <input type="checkbox"/> Amended return <input type="checkbox"/> Filing under extension (see Instructions) <input type="checkbox"/> No gaming activity this month <input type="checkbox"/> Final Return (see Instructions)	
This return includes (check all that apply): <input type="checkbox"/> Schedule B2 <input type="checkbox"/> Schedule NRL <input type="checkbox"/> Schedule ER <input type="checkbox"/> Form G7430 (February only)			

Gross Profit

		A	B	C
		Gross receipts	Prizes paid	Net receipts
1	Non-linked bingo.....	1	0.00	0.00
2	Raffles (if tax-exempt raffles were conducted,complete Schedule ER).....	2	0.00	0.00
3	Paddle tickets..... 0 games.....	3	0.00	0.00
4	Add lines 1 through 3.....	4	0.00	0.00
5	Interest and other income (including advertising or sponsorship income; see instructions).....	5	0.00	0.00
6	Electronic linked bingo.....	6	0.00	0.00
7	Tipboard..... 0 games.....	7	0.00	0.00
8	Paper pull-tabs..... 109 games.....	8	392975.00	339673.00
9	Electronic pull-tabs..... 0 games.....	9	57701.25	45389.85
10	Sports-themed tipboards..... 0 games.....	10	0.00	0.00
11	Add lines 4 through 10. Line 11C is your gross profits for the month.....	11	450676.25	385062.85

Tax and Fees

12	Net receipts tax (multiply line 4C by 8.5% [0.085]. If negative, enter zero).....	12	0.00
13	Combined net receipts tax (from Worksheet E, line 11).....	13	9654.00
14	Total tax before credits (add lines 12 and 13).....	14	9654.00
15	Net receipts tax credit used (from Schedule NRL, column E).....	15	0.00
16	Exempt raffle tax credit (from Schedule ER, line 4).....	16	0.00
17	Total nonrefundable credit (add lines 15 and 16).....	17	0.00
18	Subtract line 17 from line 14. If negative, enter zero.....	18	9654.00
19	Combined net receipts tax credit (from Worksheet E, line 11; if negative)	19	0.00
20	Monthly regulatory fee (multiply line 11a by 0.125% (.00125).....	20	563.35
21	TOTAL TAX DUE OR REFUND (add lines 18, 19 and 20).....	21	10217.35

Expenditures /Expenses	22	Lawful purpose expenditures (from LG100C) less MN DOR gaming taxes paid.....	22	35000.00
	23	Total lawful purpose expenditures (add lines 21 and 22).....	23	45217.35
	24	Allowable expenses (total of all Schedule A's).....	24	25975.52

Start Bank	25	a	Starting cash banks per books (total of all Schedule A's).....	25 a	9208.00	
		b	Unreimbursed starting cash banks (total of all Schedule A's).....	25 b	208.00	
			End-of-month cash balance in starting banks (subtract line 24b from 24a).....	25	9000.00	

Organization Total Net Profit 33742.58

Sign Here

I declare that all information on this summary and tax return is true, correct and complete.

Chief executive officer (print)		Chief executive officer signature	Date	Daytime Phone
Gambling manager		Gambling manager signature	Date	Daytime Phone
Preparer (print)	Name of firm L & S Accounting	Preparer signature	Date	Daytime Phone 952-808-0055

Mail Form G1, schedules and any required attachments to:
Minnesota Revenue, Mail Station 3350, St. Paul, MN 55146-3350

Organization name Burnsville Hockey Club		License number 04433	Site permit number 011
Location name Tin Shed Tavern	Month/year reported 8/2020		

Gross Profits			A	B	C
			Gross receipts	Prizes paid	Net receipts
1	Paper Pull-tabs.....	25 games.....	187309.00	75966.00	11343.00
2	Electronic Pull-tabs.....	0 games.....	20.00	0.00	0.00
3	Paper Bingo.....		30.00	0.00	0.00
4	Electronic Linked Bingo.....		40.00	0.00	0.00
5	(PT) Paddletickets (using miniwheel or similar).....	0 games.....	50.00	0.00	0.00
6	(PW) Paddletickets (using paddlewheel table).....	0 games.....	60.00	0.00	0.00
7	Raffles.....		70.00	0.00	0.00
8	Tipboards.....	0 games.....	80.00	0.00	0.00
9	Sports-themed tipboards.....	0 games.....	90.00	0.00	0.00
10	Interest and other income		100.00		0.00
11	Add lines 1 through 10.....		1187309.00	75966.00	11343.00

Allowable Expenses					
12	Cost of gambling products paid during the month (include state and local sales tax and freight charges.....		12	830.14	
13	Compensation and payroll taxes.....		13	194.54	
14	Penalty and interest paid on taxes.....		14	0.00	
15	Accounting services.....		15	176.10	
16	Costs for a new or renewed gambling manager's bond.....		16	0.00	
17	Local government investigation fees.....		17	0.00	
18	Rent paid for conducting lawful gambling.....		18	2899.20	
19	Electronic Pulltab Game Fees.....		19	0.00	
20	Electronic Linked Bingo Provider Fees.....		20	0.00	
21	Other miscellaneous allowable expenses not listed above.....		21	33.66	
22	Cash long or short (if cash long, put parentheses around amount).....		22	0.00	
23	Reimbursement for excess cash shortages (this is a negative amount).....		23	0.00	
24	Total allowable expenses (add lines 12 through 23).....		24	4133.64	

Cash Banks					
25	Starting cash banks per books (site records).....		25	988.00	
26	Unreimbursed starting cash banks.....		26	-12.00	
27	Total starting cash banks (subtract line 26 from line 25).....		27	1000.00	

Ending Inventory					
28	Dollar value of ending inventory on the last day of the month for this site.				
	Do not include any sales tax, freight charges or the 1.7 percent tax.....		28	1050.61	

Net Profit					
29	Net profit less state taxes assessed on lawful gambling (10C - 24 - A08: Monthly State Taxes and Fees Paid... **).		29	5824.84	

** Include taxes paid of 1384.52 in the current month from previous month activity.

Recommended Tax Allocation from Current Month Activity to Apply in Following Month

Combined Recipts Tax Allocation=	17.29 % of :	9654.00 =	1668.95
Net Receipts Tax Allocation =	8.5 % of :	0.00 =	0.00
Regulatory Tax Allocation =	.125 % of :	87309.00 =	109.14
			1778.09

Organization name Burnsville Hockey Club		License number 04433	Site permit number 015
Location name Clives Roadhouse	Month/year reported 8/2020		

Gross Profits			A	B	C
			Gross receipts	Prizes paid	Net receipts
1	Paper Pull-tabs..... 80 games.....	1	299603.00	258007.00	41596.00
2	Electronic Pull-tabs..... 0 games.....	2	57701.25	45389.85	12311.40
3	Paper Bingo.....	3	0.00	0.00	0.00
4	Electronic Linked Bingo.....	4	0.00	0.00	0.00
5	(PT) Paddletickets (using miniwheel or similar)..... 0 games.....	5	0.00	0.00	0.00
6	(PW) Paddletickets (using paddlewheel table)..... 0 games.....	6	0.00	0.00	0.00
7	Raffles.....	7	0.00	0.00	0.00
8	Tipboards..... 0 games.....	8	0.00	0.00	0.00
9	Sports-themed tipboards..... 0 games.....	9	0.00	0.00	0.00
10	Interest and other income	10	0.00		0.00
11	Add lines 1 through 10.....	11	357304.25	303396.85	53907.40

Allowable Expenses					
12	Cost of gambling products paid during the month (include state and local sales tax and freight charges.....	12		3724.69	
13	Compensation and payroll taxes.....	13		5641.96	
14	Penalty and interest paid on taxes.....	14		0.00	
15	Accounting services.....	15		5106.90	
16	Costs for a new or renewed gambling manager's bond.....	16		0.00	
17	Local government investigation fees.....	17		0.00	
18	Rent paid for conducting lawful gambling.....	18		1750.00	
19	Electronic Pulltab Game Fees.....	19		3051.35	
20	Electronic Linked Bingo Provider Fees.....	20		0.00	
21	Other miscellaneous allowable expenses not listed above.....	21		976.27	
22	Cash long or short (if cash long, put parentheses around amount).....	22		-7.60	
23	Reimbursement for excess cash shortages (this is a negative amount).....	23		0.00	
24	Total allowable expenses (add lines 12 through 23).....	24		20243.57	

Cash Banks					
25	Starting cash banks per books (site records).....	25		5000.00	
26	Unreimbursed starting cash banks.....	26		0.00	
27	Total starting cash banks (subtract line 26 from line 25).....	27		5000.00	

Ending Inventory					
28	Dollar value of ending inventory on the last day of the month for this site. Do not include any sales tax, freight charges or the 1.7 percent tax.....	28		1460.95	

Net Profit					
29	Net profit less state taxes assessed on lawful gambling (10C - 24 - A08: Monthly State Taxes and Fees Paid... **).	29		29196.88	

** Include taxes paid of 4466.95 in the current month from previous month activity.

Recommended Tax Allocation from Current Month Activity to Apply in Following Month

Combined Recipts Tax Allocation=	82.16 % of :	9654.00 =	7931.64
Net Receipts Tax Allocation =	8.5 % of :	0.00 =	0.00
Regulatory Tax Allocation =	.125 % of :	357304.25 =	446.63
			8378.27

Organization name Burnsville Hockey Club		License number 04433	Site permit number 016
Location name Burger Jones	Month/year reported 8/2020		

Gross Profits			A	B	C	
			Gross receipts	Prizes paid	Net receipts	
1	Paper Pull-tabs.....	4 games.....	1	6063.00	5700.00	363.00
2	Electronic Pull-tabs.....	0 games.....	2	0.00	0.00	0.00
3	Paper Bingo.....		3	0.00	0.00	0.00
4	Electronic Linked Bingo.....		4	0.00	0.00	0.00
5	(PT) Paddletickets (using miniwheel or similar).....	0 games.....	5	0.00	0.00	0.00
6	(PW) Paddletickets (using paddlewheel table).....	0 games.....	6	0.00	0.00	0.00
7	Raffles.....		7	0.00	0.00	0.00
8	Tipboards.....	0 games.....	8	0.00	0.00	0.00
9	Sports-themed tipboards.....	0 games.....	9	0.00	0.00	0.00
10	Interest and other income		10	0.00		0.00
11	Add lines 1 through 10.....		11	6063.00	5700.00	363.00

Allowable Expenses					
12	Cost of gambling products paid during the month (include state and local sales tax and freight charges.....		12		0.00
13	Compensation and payroll taxes.....		13		648.52
14	Penalty and interest paid on taxes.....		14		0.00
15	Accounting services.....		15		587.00
16	Costs for a new or renewed gambling manager's bond.....		16		0.00
17	Local government investigation fees.....		17		0.00
18	Rent paid for conducting lawful gambling.....		18		0.00
19	Electronic Pulltab Game Fees.....		19		0.00
20	Electronic Linked Bingo Provider Fees.....		20		0.00
21	Other miscellaneous allowable expenses not listed above.....		21		362.79
22	Cash long or short (if cash long, put parentheses around amount).....		22		0.00
23	Reimbursement for excess cash shortages (this is a negative amount).....		23		0.00
24	Total allowable expenses (add lines 12 through 23).....		24		1598.31

Cash Banks					
25	Starting cash banks per books (site records).....		25		3000.00
26	Unreimbursed starting cash banks.....		26		0.00
27	Total starting cash banks (subtract line 26 from line 25).....		27		3000.00

Ending Inventory					
28	Dollar value of ending inventory on the last day of the month for this site.				
	Do not include any sales tax, freight charges or the 1.7 percent tax.....		28		396.22

Net Profit					
29	Net profit less state taxes assessed on lawful gambling (10C - 24 - A08: Monthly State Taxes and Fees Paid... **).		29		-1279.14

** Include taxes paid of 43.83 in the current month from previous month activity.

Recommended Tax Allocation from Current Month Activity to Apply in Following Month

Combined Recipts Tax Allocation=	0.55 % of :	9654.00 =	53.41
Net Receipts Tax Allocation =	8.5 % of :	0.00 =	0.00
Regulatory Tax Allocation =	.125 % of :	6063.00 =	7.58
			60.99

Schedule B2 — Lawful Gambling Report of Barcoded Games

Use this schedule to report pulltab, tipboard and paddleticket games that have been removed from play during the month. If you're reporting destroyed, fund-loss, defective or missing games, read instructions before completing.

Federal ID number 41-1651968		Minnesota tax ID 1159222	License number 04433
Name of gambling site Tin Shed Tavern		Site permit number 011	Month/year reported 8/2020
		Page 1 of 3	

Type of operation: ☐ Booth ☒ Bar-op ☐ Machine dispenser

Type of game (check one): ☒ Paper Pulltabs ☐ Electronic Pulltabs
☐ Sports Tipboards ☐ Progressive tipboards ☐ Paddletickets ☐ Tipboards
☐ Paddletickets (PW) ☐ Progressive pulltabs

Game status (check one):

☒ Played ☐ Destroyed with approval ☐ Reported as fund losses ☐ Defective ☐ Missing

	A Mfg ID	B Part Number	C Serial #	D Date in play	E Ideal gross receipts	F Ideal prizes	G Value of unsold tickets	H Gross receipts (E minus G)	I Value of prizes paid	J Net Receipts (H minus I)	K Cash in hands	L Cash long / (short) (K minus J)	M Date game removed
1	TP	43446-MN	6V86396	31-Jul-20	5360.00	4200.00	2000.00	3360.00	3200.00	160.00	160.00	0.00	01-Aug-20
2	AI	XC59-MN	6Y93742	26-Jul-20	3159.00	2400.00	1821.00	1338.00	1500.00	-162.00	-162.00	0.00	03-Aug-20
3	TP	6907Y-MN	6T63494	02-Aug-20	5360.00	4200.00	206.00	5154.00	4200.00	954.00	954.00	0.00	03-Aug-20
4	AN	3319F-MN	6W87507	03-Aug-20	5360.00	4200.00	170.00	5190.00	4100.00	1090.00	1090.00	0.00	05-Aug-20
5	TP	7193A-MN	6U63924	06-Aug-20	5360.00	4200.00	762.00	4598.00	3900.00	698.00	698.00	0.00	07-Aug-20
6	TP	6905Y-MN	6T63193	08-Aug-20	5360.00	4200.00	3154.00	2206.00	2800.00	-594.00	-594.00	0.00	08-Aug-20
7	TP	6510N-MN	6T75997	09-Aug-20	5360.00	4200.00	1078.00	4282.00	3250.00	1032.00	1032.00	0.00	10-Aug-20
8	AN	3142F-MN	6W15861	11-Aug-20	5360.00	4200.00	1596.00	3764.00	3450.00	314.00	314.00	0.00	13-Aug-20
9	AN	3304F-MN	6W87564	13-Aug-20	5360.00	4200.00	818.00	4542.00	4000.00	542.00	542.00	0.00	14-Aug-20
10	AN	3309F-MN	6W87550	14-Aug-20	5360.00	4200.00	774.00	4586.00	3600.00	986.00	986.00	0.00	14-Aug-20
11	TP	7369A-MN	6V87592	04-Aug-20	3160.00	2400.00	1601.00	1559.00	1700.00	-141.00	-141.00	0.00	14-Aug-20

Schedule B2 — Lawful Gambling Report of Barcoded Games

Use this schedule to report pulltab, tipboard and paddleticket games that have been removed from play during the month. If you're reporting destroyed, fund-loss, defective or missing games, read instructions before completing.

								Federal ID number 41-1651968	Minnesota tax ID 1159222	License number 04433
Name of gambling site Tin Shed Tavern								Site permit number 011	Month/year reported 8/2020	Page 2 of 3

	A Mfg ID	B Part Number	C Serial #	D Date in play	E Ideal gross receipts	F Ideal prizes	G Value of unsold tickets	H Gross receipts (E minus G)	I Value of prizes paid	J Net Receipts (H minus I)	K Cash in hands	L Cash long / (short) (K minus J)	M Date game removed
12	TP	7195A-MN	6U63980	16-Aug-20	5360.00	4200.00	1210.00	4150.00	3350.00	800.00	800.00	0.00	17-Aug-20
13	AI	XC65-MN	6Y88588	15-Aug-20	3159.00	2400.00	1667.00	1492.00	1200.00	292.00	292.00	0.00	18-Aug-20
14	TP	43446-MN	6V26070	18-Aug-20	5360.00	4200.00	3140.00	2220.00	1200.00	1020.00	1020.00	0.00	20-Aug-20
15	TP	6905Y-MN	6T63213	21-Aug-20	5360.00	4200.00	1208.00	4152.00	3400.00	752.00	752.00	0.00	21-Aug-20
16	AN	3319F-MN	6W87602	19-Aug-20	5360.00	4200.00	2298.00	3062.00	2650.00	412.00	412.00	0.00	22-Aug-20
17	AN	3142F-MN	6W15686	23-Aug-20	5360.00	4200.00	1498.00	3862.00	3050.00	812.00	812.00	0.00	24-Aug-20
18	TP	7197A-MN	6U63996	22-Aug-20	5360.00	4200.00	1468.00	3892.00	3550.00	342.00	342.00	0.00	24-Aug-20
19	AN	3324F-MN	6W87478	25-Aug-20	5360.00	4200.00	3068.00	2292.00	2950.00	-658.00	-658.00	0.00	27-Aug-20
20	AG	CNA402	6798368	27-Aug-20	5376.00	4568.00	0.00	5376.00	4556.00	820.00	820.00	0.00	28-Aug-20
21	AI	XE37-MN	6Z17859	26-Aug-20	3159.00	2400.00	2277.00	882.00	950.00	-68.00	-68.00	0.00	28-Aug-20
22	AG	CNA402	6798361	28-Aug-20	5376.00	4568.00	0.00	5376.00	4560.00	816.00	816.00	0.00	29-Aug-20
23	TP	43446-MN	6V86434	28-Aug-20	5360.00	4200.00	2240.00	3120.00	3000.00	120.00	120.00	0.00	29-Aug-20
24	TP	7324A-MN	6V58729	29-Aug-20	3160.00	2400.00	1086.00	2074.00	1750.00	324.00	324.00	0.00	29-Aug-20
25	AN	3296F-MN	6W86370	30-Aug-20	5360.00	4200.00	580.00	4780.00	4100.00	680.00	680.00	0.00	31-Aug-20

Schedule B2 — Lawful Gambling Report of Barcoded Games

Use this schedule to report pulltab, tipboard and paddleticket games that have been removed from play during the month. If you're reporting destroyed, fund-loss, defective or missing games,read instructions before completing.

				Federal ID number 41-1651968	Minnesota tax ID 1159222	License number 04433
Name of gambling site Tin Shed Tavern				Site permit number 011	Month/year reported 8/2020	Page 3 of 3

A	B	C	D	E	F	G	H	I	J	K	L	M
Mfg ID	Part Number	Serial #	Date in play	Ideal gross receipts	Ideal prizes	Value of unsold tickets	Gross receipts (E minus G)	Value of prizes paid	Net Receipts (H minus I)	Cash in hands	Cash long / (short) (K minus J)	Date game removed
Total				123029.00	96736.00	35720.00	87309.00	75966.00	11343.00	11343.00	0.00	

Schedule B2 — Lawful Gambling Report of Barcoded Games

Use this schedule to report pulltab, tipboard and paddleticket games that have been removed from play during the month. If you're reporting destroyed, fund-loss, defective or missing games, read instructions before completing.

Federal ID number 41-1651968		Minnesota tax ID 1159222	License number 04433
Name of gambling site Clives Roadhouse		Site permit number 015	Month/year reported 8/2020
		Page 1 of 6	

Type of operation: ☒ Booth ☐ Bar-op ☐ Machine dispenser

Type of game (check one): ☒ Paper Pulltabs ☐ Electronic Pulltabs
☐ Sports Tipboards ☐ Progressive tipboards ☐ Paddletickets ☐ Tipboards
☐ Paddletickets (PW) ☐ Progressive pulltabs

Game status (check one):

☒ Played ☐ Destroyed with approval ☐ Reported as fund losses ☐ Defective ☐ Missing

	A Mfg ID	B Part Number	C Serial #	D Date in play	E Ideal gross receipts	F Ideal prizes	G Value of unsold tickets	H Gross receipts (E minus G)	I Value of prizes paid	J Net Receipts (H minus I)	K Cash in hands	L Cash long / (short) (K minus J)	M Date game removed
1	AG	CNA402	6919566	30-Jul-20	5376.00	4568.00	2552.00	2824.00	2648.00	176.00	176.00	0.00	01-Aug-20
2	AG	CNA402	6919567	01-Aug-20	5376.00	4568.00	294.00	5082.00	4424.00	658.00	658.00	0.00	01-Aug-20
3	AI	WA98-MN	6W59905	01-Aug-20	5360.00	4556.00	614.00	4746.00	4164.00	582.00	582.00	0.00	01-Aug-20
4	AI	XE75-MN	6Z20138	31-Jul-20	5360.00	4556.00	1888.00	3472.00	3462.00	10.00	10.00	0.00	01-Aug-20
5	AN	3318F-MN	6W87412	31-Jul-20	6480.00	5068.00	4030.00	2450.00	622.00	1828.00	1828.00	0.00	01-Aug-20
6	TP	43446-MN	6V26116	31-Jul-20	5360.00	4200.00	3256.00	2104.00	1250.00	854.00	854.00	0.00	01-Aug-20
7	AG	CNA402	6919555	01-Aug-20	5376.00	4568.00	932.00	4444.00	3634.00	810.00	810.00	0.00	02-Aug-20
8	AG	GPVM459	6947877	01-Aug-20	5184.00	4406.00	148.00	5036.00	4282.00	754.00	754.00	0.00	02-Aug-20
9	AN	3319F-MN	6W87582	01-Aug-20	5360.00	4200.00	2534.00	2826.00	2000.00	826.00	826.00	0.00	03-Aug-20
10	AG	CNA402	6920551	02-Aug-20	5376.00	4568.00	1318.00	4058.00	3644.00	414.00	414.00	0.00	04-Aug-20
11	AI	WA98-MN	6W59912	02-Aug-20	5360.00	4556.00	1796.00	3564.00	3466.00	98.00	98.00	0.00	04-Aug-20

Schedule B2 — Lawful Gambling Report of Barcoded Games

Use this schedule to report pulltab, tipboard and paddleticket games that have been removed from play during the month. If you're reporting destroyed, fund-loss, defective or missing games, read instructions before completing.

								Federal ID number 41-1651968	Minnesota tax ID 1159222	License number 04433
Name of gambling site Clives Roadhouse								Site permit number 015	Month/year reported 8/2020	Page 2 of 6

	A Mfg ID	B Part Number	C Serial #	D Date in play	E Ideal gross receipts	F Ideal prizes	G Value of unsold tickets	H Gross receipts (E minus G)	I Value of prizes paid	J Net Receipts (H minus I)	K Cash in hands	L Cash long / (short) (K minus J)	M Date game removed
12	AI	XD55-MN	6Z61383	31-Jul-20	3159.00	2400.00	756.00	2403.00	1400.00	1003.00	1003.00	0.00	04-Aug-20
13	AG	777NB	7049935	01-Aug-20	16200.00	12200.00	3955.00	12245.00	8650.00	3595.00	3595.00	0.00	05-Aug-20
14	AG	CNA402	6920554	04-Aug-20	5376.00	4568.00	2268.00	3108.00	2664.00	444.00	444.00	0.00	05-Aug-20
15	AG	RUM442	6500194	04-Aug-20	5328.00	4528.00	0.00	5328.00	4528.00	800.00	800.00	0.00	05-Aug-20
16	AG	CNA402	6920457	05-Aug-20	5376.00	4568.00	594.00	4782.00	4114.00	668.00	668.00	0.00	06-Aug-20
17	AN	32385-MN	6X44906	05-Aug-20	5340.00	4532.00	300.00	5040.00	4420.00	620.00	620.00	0.00	06-Aug-20
18	AG	CNA402	6920539	06-Aug-20	5376.00	4568.00	2374.00	3002.00	3130.00	-128.00	-128.00	0.00	07-Aug-20
19	AN	3313F-MN	6W87311	05-Aug-20	6480.00	5068.00	2662.00	3818.00	2274.00	1544.00	1544.00	0.00	07-Aug-20
20	TP	7335A-MN	6W40469	04-Aug-20	3160.00	2400.00	1175.00	1985.00	1650.00	335.00	335.00	0.00	07-Aug-20
21	AG	CNA402	6920543	07-Aug-20	5376.00	4568.00	2090.00	3286.00	3098.00	188.00	188.00	0.00	08-Aug-20
22	AI	HY76-MN	7A32106	06-Aug-20	5118.00	4350.00	2360.00	2758.00	3000.00	-242.00	-242.00	0.00	08-Aug-20
23	TP	7373A-MN	6V87178	30-Jul-20	3160.00	2396.00	1165.00	1995.00	1386.00	609.00	609.00	0.00	08-Aug-20
24	AG	AOHV175	6859965	07-Aug-20	3168.00	2350.00	578.00	2590.00	1800.00	790.00	790.00	0.00	09-Aug-20
25	AG	CNA402	6796122	08-Aug-20	5376.00	4568.00	564.00	4812.00	4178.00	634.00	634.00	0.00	09-Aug-20
26	AG	DBM432	6724269	08-Aug-20	5376.00	4568.00	2478.00	2898.00	2776.00	122.00	122.00	0.00	09-Aug-20

Schedule B2 — Lawful Gambling Report of Barcoded Games

Use this schedule to report pulltab, tipboard and paddleticket games that have been removed from play during the month. If you're reporting destroyed, fund-loss, defective or missing games, read instructions before completing.

								Federal ID number 41-1651968	Minnesota tax ID 1159222	License number 04433
Name of gambling site Clives Roadhouse								Site permit number 015	Month/year reported 8/2020	Page 3 of 6

	A Mfg ID	B Part Number	C Serial #	D Date in play	E Ideal gross receipts	F Ideal prizes	G Value of unsold tickets	H Gross receipts (E minus G)	I Value of prizes paid	J Net Receipts (H minus I)	K Cash in hands	L Cash long / (short) (K minus J)	M Date game removed
27	AN	3142F-MN	6W15856	03-Aug-20	5360.00	4200.00	2834.00	2526.00	2900.00	-374.00	-374.00	0.00	09-Aug-20
28	AG	777NB	7049959	07-Aug-20	16200.00	12200.00	7905.00	8295.00	5350.00	2945.00	2945.00	0.00	10-Aug-20
29	AG	CNA402	6796124	09-Aug-20	5376.00	4568.00	0.00	5376.00	4564.00	812.00	812.00	0.00	10-Aug-20
30	AN	3304F-MN	6W87474	09-Aug-20	5360.00	4200.00	0.00	5360.00	4200.00	1160.00	1160.00	0.00	10-Aug-20
31	AI	WA98-MN	6W59817	09-Aug-20	5360.00	4556.00	2216.00	3144.00	2982.00	162.00	162.00	0.00	11-Aug-20
32	AG	GPVM459	6948042	11-Aug-20	5184.00	4406.00	2298.00	2886.00	2680.00	206.00	206.00	0.00	12-Aug-20
33	AN	3324F-MN	6W87563	11-Aug-20	5360.00	4200.00	2384.00	2976.00	1900.00	1076.00	1076.00	0.00	12-Aug-20
34	AG	CNA402	6796114	10-Aug-20	5376.00	4568.00	2512.00	2864.00	2844.00	20.00	20.00	0.00	13-Aug-20
35	AG	CNA402	6920555	13-Aug-20	5376.00	4568.00	408.00	4968.00	4448.00	520.00	520.00	0.00	13-Aug-20
36	AG	CNA402	6796309	13-Aug-20	5376.00	4568.00	1074.00	4302.00	3822.00	480.00	480.00	0.00	14-Aug-20
37	AG	CNA402	6796125	14-Aug-20	5376.00	4568.00	1690.00	3686.00	3916.00	-230.00	-230.00	0.00	15-Aug-20
38	AI	WA97-MN	6Y22404	12-Aug-20	5360.00	4556.00	2214.00	3146.00	3280.00	-134.00	-134.00	0.00	15-Aug-20
39	AN	3298F-MN	6W86588	10-Aug-20	6480.00	5068.00	2064.00	4416.00	3834.00	582.00	582.00	0.00	15-Aug-20
40	AG	SFVV175	7046212	09-Aug-20	3168.00	2350.00	1089.00	2079.00	1500.00	579.00	579.00	0.00	16-Aug-20
41	AI	WA98-MN	6W59836	15-Aug-20	5360.00	4556.00	1450.00	3910.00	3470.00	440.00	440.00	0.00	16-Aug-20

Schedule B2 — Lawful Gambling Report of Barcoded Games

Use this schedule to report pulltab, tipboard and paddleticket games that have been removed from play during the month. If you're reporting destroyed, fund-loss, defective or missing games, read instructions before completing.

								Federal ID number 41-1651968	Minnesota tax ID 1159222	License number 04433
Name of gambling site Clives Roadhouse								Site permit number 015	Month/year reported 8/2020	Page 4 of 6

	A Mfg ID	B Part Number	C Serial #	D Date in play	E Ideal gross receipts	F Ideal prizes	G Value of unsold tickets	H Gross receipts (E minus G)	I Value of prizes paid	J Net Receipts (H minus I)	K Cash in hands	L Cash long / (short) (K minus J)	M Date game removed
42	IG	2071AX	8634332	08-Aug-20	3185.00	2390.00	1561.00	1624.00	1404.00	220.00	220.00	0.00	16-Aug-20
43	AG	CNA402	6800328	15-Aug-20	5376.00	4568.00	348.00	5028.00	4240.00	788.00	788.00	0.00	17-Aug-20
44	TP	7197A-MN	6U64076	12-Aug-20	5360.00	4200.00	2924.00	2436.00	3150.00	-714.00	-714.00	0.00	17-Aug-20
45	AG	CNA402	6799465	17-Aug-20	5376.00	4568.00	976.00	4400.00	3286.00	1114.00	1114.00	0.00	18-Aug-20
46	AG	DBM432	6724370	16-Aug-20	5376.00	4568.00	2852.00	2524.00	2660.00	-136.00	-136.00	0.00	18-Aug-20
47	AG	CNA402	6800341	18-Aug-20	5376.00	4568.00	0.00	5376.00	4568.00	808.00	808.00	0.00	19-Aug-20
48	AI	HY76-MN	7A31966	18-Aug-20	5118.00	4350.00	604.00	4514.00	3542.00	972.00	972.00	0.00	19-Aug-20
49	AG	CNA402	7067361	19-Aug-20	5376.00	4568.00	2734.00	2642.00	1444.00	1198.00	1198.00	0.00	20-Aug-20
50	TP	6510N-MN	6T75797	17-Aug-20	5360.00	4200.00	102.00	5258.00	4200.00	1058.00	1058.00	0.00	21-Aug-20
51	AG	CNA402	7067359	20-Aug-20	5376.00	4568.00	1288.00	4088.00	3236.00	852.00	852.00	0.00	22-Aug-20
52	AG	RUM442	6500191	19-Aug-20	5328.00	4528.00	1528.00	3800.00	3592.00	208.00	208.00	0.00	22-Aug-20
53	AN	3352F-MN	6X63369	15-Aug-20	6480.00	5068.00	2800.00	3680.00	3360.00	320.00	320.00	0.00	22-Aug-20
54	IG	2075AX	8647156	16-Aug-20	3185.00	2390.00	1691.00	1494.00	1388.00	106.00	106.00	0.00	22-Aug-20
55	AG	CNA402	6800335	22-Aug-20	5376.00	4568.00	260.00	5116.00	4376.00	740.00	740.00	0.00	23-Aug-20
56	AG	LGCV175	6922330	16-Aug-20	3168.00	2350.00	664.00	2504.00	1950.00	554.00	554.00	0.00	23-Aug-20

Schedule B2 — Lawful Gambling Report of Barcoded Games

Use this schedule to report pulltab, tipboard and paddleticket games that have been removed from play during the month. If you're reporting destroyed, fund-loss, defective or missing games, read instructions before completing.

								Federal ID number 41-1651968	Minnesota tax ID 1159222	License number 04433
Name of gambling site Clives Roadhouse								Site permit number 015	Month/year reported 8/2020	Page 5 of 6

	A Mfg ID	B Part Number	C Serial #	D Date in play	E Ideal gross receipts	F Ideal prizes	G Value of unsold tickets	H Gross receipts (E minus G)	I Value of prizes paid	J Net Receipts (H minus I)	K Cash in hands	L Cash long / (short) (K minus J)	M Date game removed
57	AI	WA97-MN	6Y22375	22-Aug-20	5360.00	4556.00	76.00	5284.00	4504.00	780.00	780.00	0.00	23-Aug-20
58	AG	CNA402	7063635	23-Aug-20	5376.00	4568.00	2008.00	3368.00	3164.00	204.00	204.00	0.00	24-Aug-20
59	AI	WA98-MN	6W59796	23-Aug-20	5360.00	4556.00	2496.00	2864.00	3130.00	-266.00	-266.00	0.00	24-Aug-20
60	AG	CNA402	7064714	24-Aug-20	5376.00	4568.00	2898.00	2478.00	2726.00	-248.00	-248.00	0.00	25-Aug-20
61	AI	VU45-MN	7A40593	23-Aug-20	3159.00	2350.00	1195.00	1964.00	1075.00	889.00	889.00	0.00	25-Aug-20
62	AG	777NB	7049965	22-Aug-20	16200.00	12200.00	7525.00	8675.00	8150.00	525.00	525.00	0.00	26-Aug-20
63	AG	CNA402	7063633	26-Aug-20	5376.00	4568.00	1192.00	4184.00	3770.00	414.00	414.00	0.00	26-Aug-20
64	AG	CNA402	7063636	25-Aug-20	5376.00	4568.00	2522.00	2854.00	2630.00	224.00	224.00	0.00	26-Aug-20
65	AN	32385-MN	6X68957	24-Aug-20	5340.00	4532.00	1888.00	3452.00	2848.00	604.00	604.00	0.00	26-Aug-20
66	TP	6905Y-MN	6T63163	21-Aug-20	5360.00	4200.00	1754.00	3606.00	3200.00	406.00	406.00	0.00	26-Aug-20
67	AI	WA97-MN	6Y22313	26-Aug-20	5360.00	4556.00	2220.00	3140.00	3486.00	-346.00	-346.00	0.00	27-Aug-20
68	AG	CNA402	7064688	26-Aug-20	5376.00	4568.00	1722.00	3654.00	3306.00	348.00	348.00	0.00	28-Aug-20
69	AI	XC67-MN	6Y88910	22-Aug-20	3159.00	2400.00	2082.00	1077.00	1358.00	-281.00	-281.00	0.00	28-Aug-20
70	AI	XE73-MN	7A58766	27-Aug-20	5360.00	4556.00	2282.00	3078.00	2892.00	186.00	186.00	0.00	28-Aug-20
71	AG	CNA402	6798352	28-Aug-20	5376.00	4568.00	2748.00	2628.00	2872.00	-244.00	-244.00	0.00	29-Aug-20

Schedule B2 — Lawful Gambling Report of Barcoded Games

Use this schedule to report pulltab, tipboard and paddleticket games that have been removed from play during the month. If you're reporting destroyed, fund-loss, defective or missing games, read instructions before completing.

								Federal ID number 41-1651968	Minnesota tax ID 1159222	License number 04433
Name of gambling site Clives Roadhouse								Site permit number 015	Month/year reported 8/2020	Page 6 of 6

	A Mfg ID	B Part Number	C Serial #	D Date in play	E Ideal gross receipts	F Ideal prizes	G Value of unsold tickets	H Gross receipts (E minus G)	I Value of prizes paid	J Net Receipts (H minus I)	K Cash in hands	L Cash long / (short) (K minus J)	M Date game removed
72	AI	HY76-MN	7A31967	29-Aug-20	5118.00	4350.00	0.00	5118.00	4350.00	768.00	768.00	0.00	29-Aug-20
73	AI	WA98-MN	6W59893	28-Aug-20	5360.00	4556.00	2306.00	3054.00	2830.00	224.00	224.00	0.00	29-Aug-20
74	TP	43447-MN	6V86579	26-Aug-20	6480.00	5068.00	2798.00	3682.00	3522.00	160.00	160.00	0.00	29-Aug-20
75	AG	CNA402	6653794	30-Aug-20	5376.00	4568.00	124.00	5252.00	4496.00	756.00	756.00	0.00	30-Aug-20
76	AG	CNA402	6798359	29-Aug-20	5376.00	4568.00	2546.00	2830.00	1912.00	918.00	918.00	0.00	30-Aug-20
77	AG	DUVV182B	6781902	28-Aug-20	3168.00	2420.00	1915.00	1253.00	1124.00	129.00	129.00	0.00	30-Aug-20
78	AI	WA98-MN	6W59927	29-Aug-20	5360.00	4556.00	742.00	4618.00	4280.00	338.00	338.00	0.00	30-Aug-20
79	AG	GPVM459	6948219	30-Aug-20	5184.00	4406.00	2298.00	2886.00	2732.00	154.00	154.00	0.00	31-Aug-20
80	TP	7195A-MN	6U63970	26-Aug-20	5360.00	4200.00	1830.00	3530.00	2900.00	630.00	630.00	0.00	31-Aug-20
Total					441921.00	362036.00	142318.00	299603.00	258007.00	41596.00	41596.00	0.00	

Schedule B2 — Lawful Gambling Report of Barcoded Games

Use this schedule to report pulltab, tipboard and paddleticket games that have been removed from play during the month. If you're reporting destroyed, fund-loss, defective or missing games, read instructions before completing.

Federal ID number 41-1651968		Minnesota tax ID 1159222	License number 04433
Name of gambling site Burger Jones		Site permit number 016	Month/year reported 8/2020
		Page 1 of 1	

Type of operation: ☐ Booth ☐ Bar-op ☒ Machine dispenser

Type of game (check one): ☒ Paper Pulltabs ☐ Electronic Pulltabs
☐ Sports Tipboards ☐ Progressive tipboards ☐ Paddletickets ☐ Tipboards
☐ Paddletickets (PW) ☐ Progressive pulltabs

Game status (check one):

☒ Played ☐ Destroyed with approval ☐ Reported as fund losses ☐ Defective ☐ Missing

	A Mfg ID	B Part Number	C Serial #	D Date in play	E Ideal gross receipts	F Ideal prizes	G Value of unsold tickets	H Gross receipts (E minus G)	I Value of prizes paid	J Net Receipts (H minus I)	K Cash in hands	L Cash long / (short) (K minus J)	M Date game removed
1	TP	7051A-MN	6V17041	22-Jun-20	3160.00	2400.00	1570.00	1590.00	1200.00	390.00	390.00	0.00	10-Aug-20
2	AI	XD55-MN	6Z61253	23-Jul-20	3159.00	2400.00	2247.00	912.00	2100.00	-1188.00	-1188.00	0.00	17-Aug-20
3	AN	3100F-MN	6W86008	10-Aug-20	3160.00	2400.00	1773.00	1387.00	800.00	587.00	587.00	0.00	31-Aug-20
4	TP	6153X-MN	6T50294	12-Jun-20	5360.00	4200.00	3186.00	2174.00	1600.00	574.00	574.00	0.00	31-Aug-20
Total					14839.00	11400.00	8776.00	6063.00	5700.00	363.00	363.00	0.00	

MINNESOTA - REVENUE

E

Worksheet E — Lawful Gambling Combined Receipts Tax

Complete this schedule to determine if you owe tax on combined receipts. Report gambling activity from July 1 through June 30 of the next year. Start over at zero each July 1. Keep this schedule to use when completing next month's Worksheet E. Do not mail it to the Minnesota Department of Revenue.

	Federal ID number	Minnesota tax ID number	License number
	41-1651968	1159222	04433
Organization name			Month/year reported
Burnsville Hockey Club			8/2020

Receipts	1	Interest and other income (from this month's Form G1, line 5, Column C)	1	0.00
	2	Receipts from electronic linked bingo games (from this month's Form G1, line 6, Column C)	2	0.00
	3	Receipts from tipboard games (from this month's Form G1, line 7, Column C)	3	0.00
	4	Receipts from paper pull-tab games (from this month's Form G1, line 8, Column C)	4	53302.00
	5	Receipts from electronic pull-tab games (from this month's Form G1, line 9, Column C)	5	12311.40
	6	Add lines 1 through 5.	6	65613.40
	7	Amount from last month's Worksheet E, line 8 (enter zero if this is the July Worksheet E)	7	60213.40
	8	Add lines 6 and 7.	8	125826.80
Tax	9	Go to the table below, determine the tax for line 8 and enter it here	9	15073.00
	10	Amount from last month's Worksheet E, line 9 (enter zero if this is the July Schedule E)	10	5419.00
	11	Combined receipts tax due (subtract line 10 from line 9).	11	9654.00

Enter the result here and on this month's Form G1. If positive, enter on line 13 of Form G1. If negative, enter the amount on line 19 of Form G1.

Combined Receipts Tax Table				
If line 8 is :				
over	but no more than	subtract from line 8	multiply result by	add
\$0	\$87,500		9% (.09)	\$0
\$87,500	\$122,500	\$87,500	18% (.18)	\$7,875
\$122,500	\$157,500	\$122,500	27% (.27)	\$14,175
\$157,500		\$157,500	36% (.36)	\$23,625
Enter the result on line 9 above.				

Lawful Gambling Fund Reconciliation

Organization name	License number	Month/year reported
Burnsville Hockey Club	04433	8/2020

Checking Account

1	End-of-month checking account balance from bank statements (include from all checking accounts).....	1	66408.99
2	Deposits made during the month that are not included on bank statement.....	2	0.00
	Add lines 1 and 2.....		66408.99
3	Checks written during the month that are not included on bank statement.....	3	0.00
4	End-of-month reconciled checking account balance (subtract line 4 from line 3).....	4	66408.99

Additions

5	End-of-month cash balance in starting cash banks (from this month's Form G1, line 24).....	5	9000.00
6	Cash received but not deposited by month end from sales of games reported on LG100A (do not list amounts included on line 2 above).....	6	4508.00
7	Total in savings accounts and other non-checking accounts.....	7	0.00
8	Fund loss requests for profit carryover adjustments submitted to Gambling Control Board, but not yet acted upon by the board.....	8	2079.00
9	Amounts to be reimbursed for denied fund loss requests, or for fund losses for which a profit carryover adjustment has not been requested.....	9	0.00
10	End-of-month value of merchandise prize inventory	10	1020.65
11	Other additions	11	0.00
12	Total additions (add lines 5 through 11).....	12	16607.65

Subtractions

13	Linked bingo prize amount payable to (receivable from) linked bingo provider.....	13	0.00
14	Receipts deposited from games still in play that are not included on LG100A.....	14	0.00
15	End-of-month amount due for loans made to gambling fund.....	15	0.00
16	Total unpaid invoices for merchandise prizes.....	16	0.00
17	Calendar raffle and other prizes reported on an LG100A that have not yet been paid to winner(s)...	17	0.00
18	Other subtractions	18	0.00
19	Total subtractions (add lines 13 through 18).....	19	0.00

Reconciliation

20	Reconciled gambling fund balance (subtract line 19 from sum of lines 4 and 12).....	20	83016.64
21	Gross profits for the month (total of all schedules A, line 11C).....	21	65613.40
22	Total lawful purpose expenditures (Total from LG100C).....	22	40895.30
23	Allowable expenses (Form G1, line 24).....	23	25975.52
24	Profit carryover increase (decrease) (line 21 less sum of lines 22 and 23).....	24	-1257.42
25	Profit carryover (from prior month's Schedule F, line 27).....	25	84274.06
26	Approved adjustments by the Gambling Control Board (required written approval).....	26	0.00
27	Profit carryover for this month (add lines 24 through 26).....	27	83016.64
28	Profit carryover variance (subtract line 27 from 20; if lines 20 and 27 do not match, see instructions).....	28	0.00

Explanations

In the space below, briefly explain other additions reported on line 11 and/or other subtractions reported on line 18:

Schedule C : Lawful Purpose Expenditures

Organization Name			Burnsville Hockey Club		License Number		04433			
Month/year			8/2020		Is this an amended Schedule C ?		<input type="checkbox"/> Yes <input type="checkbox"/> No		Page 1 of 1	
Schedule C: Lawful Purpose Expenditures										
Membership Approval Date	Check or electronic payment		Payment to	Description (Purpose)	Premise	If approved by GCB enter date	Code	Amount		
	Date	Number								
04-Aug-2020	04-Aug-2020	5223	Burnsville Hockey Club	Donation	016		A01	35000.00		
12-Aug-2020	19-Aug-2020		Mn Dept Of Revenue		011		A08T	1384.52		
12-Aug-2020	19-Aug-2020		Mn Dept Of Revenue		015		A08T	4466.95		
12-Aug-2020	19-Aug-2020		Mn Dept Of Revenue		016		A08T	43.83		
								40895.3		

Bank Register

Burnsville Hockey Club

From 01 Aug 2020 to 31 Aug 2020, Bank Account: All

Date	Check #	Payee Category	Memo/Premise	Payment	Status	Deposit	Balance
01 Aug 2020	5209	L&S Accounting Accounting and Legal Services	Split	870.00	R	0.00	66,785.41
03 Aug 2020		6T75979 Gaming Income : Pull Tab	Tin Shed Tavern	0.00	R	1,020.00	67,805.41
03 Aug 2020		Multiple Gaming Income : Pull Tab	Clives Roadhouse	0.00	R	2,868.00	70,673.41
03 Aug 2020		eGamingPT015 Gaming Income : eGaming	Clives Roadhouse	0.00	R	3,499.00	74,172.41
03 Aug 2020		6V86396 Gaming Income : Pull Tab	Tin Shed Tavern	0.00	R	160.00	74,332.41
03 Aug 2020		Multiple Gaming Income : Pull Tab	Clives Roadhouse	0.00	R	2,804.00	77,136.41
04 Aug 2020	5223	Burnsville Hockey Club A01 - 501(c)(3) and (4)	Donation Burger Jones	35,000.00	R	0.00	42,136.41
04 Aug 2020	D-Debit	Logmein go to my pc Misc. Services and Supplies - General	Split	44.00	R	0.00	42,092.41
04 Aug 2020	D-Debit	Payroll Compensation and Payroll Taxes	Split	2,705.80	R	0.00	39,386.61
05 Aug 2020		Multiple Gaming Income : Pull Tab	Tin Shed Tavern	0.00	R	1,882.00	41,268.61
05 Aug 2020		Multiple Gaming Income : Pull Tab	Clives Roadhouse	0.00	R	5,936.00	47,204.61
05 Aug 2020		eGamingPT015 Gaming Income : eGaming	Clives Roadhouse	0.00	R	3,435.00	50,639.61
06 Aug 2020		Multiple Gaming Income : Pull Tab	Clives Roadhouse	0.00	R	1,912.00	52,551.61
07 Aug 2020	5217	Chuck Hadley Misc. Services and Supplies - General	Split	255.00	R	0.00	52,296.61
07 Aug 2020	D-Debit	office max Misc. Services and Supplies - General	Split	64.41	R	0.00	52,232.20
09 Aug 2020		Multiple Gaming Income : Pull Tab	Clives Roadhouse	0.00	R	1,727.00	53,959.20
10 Aug 2020		Multiple Gaming Income : Pull Tab	Tin Shed Tavern	0.00	R	104.00	54,063.20
10 Aug 2020		6V17041 Gaming Income : Pull Tab	Burger Jones	0.00	R	390.00	54,453.20
10 Aug 2020		Multiple Gaming Income : Pull Tab	Clives Roadhouse	0.00	R	2,371.00	56,824.20
10 Aug 2020		eGamingPT015 Gaming Income : eGaming	Clives Roadhouse	0.00	R	3,772.00	60,596.20
11 Aug 2020		Multiple Gaming Income : Pull Tab	Clives Roadhouse	0.00	R	4,917.00	65,513.20
11 Aug 2020	5218	pulltabs plus E-Pulltab Equipment and Revenue Share	Clives Roadhouse	3,051.35	R	0.00	62,461.85
11 Aug 2020	D-Debit	payroll tax Compensation and Payroll Taxes	Split	55.89	R	0.00	62,405.96
12 Aug 2020	D-Debit	IRS Compensation and Payroll Taxes	Split	587.08	R	0.00	61,818.88
13 Aug 2020		Multiple Gaming Income : Pull Tab	Clives Roadhouse	0.00	R	368.00	62,186.88

Bank Register

Burnsville Hockey Club

From 01 Aug 2020 to 31 Aug 2020, Bank Account: All

Date	Check #	Payee Category	Memo/Premise	Payment	Status	Deposit	Balance
14 Aug 2020		Multiple Gaming Income : Pull Tab	Tin Shed Tavern	0.00	R	1,346.00	63,532.88
14 Aug 2020	5219	central gaming services Misc. Services and Supplies - Equipment and Repairs	Burger Jones	160.58	R	0.00	63,372.30
14 Aug 2020	5220	central gaming services Misc. Services and Supplies - Equipment and Repairs	Burger Jones	90.00	R	0.00	63,282.30
14 Aug 2020	5222	Dittmer Accounting Accounting and Legal Services	Split	5,000.00	R	0.00	58,282.30
18 Aug 2020		Multiple Gaming Income : Pull Tab	Tin Shed Tavern	0.00	R	1,387.00	59,669.30
18 Aug 2020		Multiple Gaming Income : Pull Tab	Clives Roadhouse	0.00	R	74.00	59,743.30
18 Aug 2020	5214	Simply Storage Misc. Services and Supplies - General	Split	698.00	R	0.00	59,045.30
18 Aug 2020	6285	Cash Bank Reimbursement Negative Game Reimbursement	6Z61253-17 Aug 2020- Burger Jones	1,188.00	R	0.00	57,857.30
19 Aug 2020		Multiple Gaming Income : Pull Tab	Clives Roadhouse	0.00	R	1,950.00	59,807.30
19 Aug 2020		eGamingPT015 Gaming Income : eGaming	Clives Roadhouse	0.00	R	2,000.00	61,807.30
19 Aug 2020	D-Debit	Mn Dept Of Revenue A08T - Monthly State Gambling Taxes and Fees	Split	5,895.30	R	0.00	55,912.00
19 Aug 2020	D-Debit	Tin Shed Rent	Tin Shed Tavern	2,899.20	R	0.00	53,012.80
19 Aug 2020	D-Debit	clives Rent	Clives Roadhouse	1,750.00	R	0.00	51,262.80
19 Aug 2020	D-Debit	Payroll Compensation and Payroll Taxes	Split	2,571.43	R	0.00	48,691.37
19 Aug 2020	D-Debit	harland ck order Misc. Services and Supplies - General	Split	60.73	R	0.00	48,630.64
20 Aug 2020		Multiple Gaming Income : Pull Tab	Clives Roadhouse	0.00	R	3,553.00	52,183.64
20 Aug 2020		Multiple Gaming Income : Pull Tab	Clives Roadhouse	0.00	R	2,006.00	54,189.64
21 Aug 2020		Multiple Gaming Income : Pull Tab	Tin Shed Tavern	0.00	R	1,092.00	55,281.64
24 Aug 2020		Multiple Gaming Income : Pull Tab	Tin Shed Tavern	0.00	R	2,184.00	57,465.64
24 Aug 2020		Multiple Gaming Income : Pull Tab	Clives Roadhouse	0.00	R	4,618.00	62,083.64
25 Aug 2020	D-Debit	payroll tax Compensation and Payroll Taxes	Split	39.36	R	0.00	62,044.28
26 Aug 2020		Multiple Gaming Income : Pull Tab	Clives Roadhouse	0.00	R	579.00	62,623.28
26 Aug 2020	D-Debit	IRS Compensation and Payroll Taxes	Split	525.46	R	0.00	62,097.82
27 Aug 2020		Multiple Gaming Income : Pull Tab	Clives Roadhouse	0.00	R	1,827.00	63,924.82

Bank Register

Burnsville Hockey Club

From 01 Aug 2020 to 31 Aug 2020, Bank Account: All

Date	Check #	Payee Category	Memo/Premise	Payment	Status	Deposit	Balance
28 Aug 2020		Multiple Gaming Income : Pull Tab	Tin Shed Tavern	0.00	R	496.00	64,420.82
31 Aug 2020		Multiple Gaming Income : Pull Tab	Tin Shed Tavern	0.00	R	2,080.00	66,500.82
31 Aug 2020		Multiple Gaming Income : Pull Tab	Burger Jones	0.00	R	1,161.00	67,661.82
31 Aug 2020		Multiple Gaming Income : Pull Tab	Clives Roadhouse	0.00	R	3,302.00	70,963.82
31 Aug 2020	D-Debit	Three Diamond Corporation Gambling Product	1549730 Split	4,554.83	R	0.00	66,408.99

Bank Register Details

Burnsville Hockey Club

From 01 Aug 2020 to 31 Aug 2020, Bank Account: All

Date	Type	CK#	Vendor		Payment	Deposit	Balance
	Category		Premise	Memo/Serial #			
01 Aug 2020	Expense	5209	L&S Accounting		870.00		36,675.00
	Accounting and Legal Services		Tin Shed Tavern		26.10		
	Accounting and Legal Services		Clives Roadhouse		756.90		
	Accounting and Legal Services		Burger Jones		87.00		
03 Aug 2020	Deposit					1,020.00	37,695.00
	Pull Tab		Tin Shed Tavern	6T75979		1,020.00	
03 Aug 2020	Deposit					2,868.00	40,563.00
	Pull Tab		Clives Roadhouse	6919566		176.00	
	Pull Tab		Clives Roadhouse	6V26116		854.00	
	Pull Tab		Clives Roadhouse	6W87412		1,828.00	
	Pull Tab		Clives Roadhouse	6Z20138		10.00	
03 Aug 2020	Deposit					3,499.00	44,062.00
	eGaming		Clives Roadhouse	eGamingPT015		3,499.00	
03 Aug 2020	Deposit					160.00	44,222.00
	Pull Tab		Tin Shed Tavern	6V86396		160.00	
03 Aug 2020	Deposit					2,804.00	47,026.00
	Pull Tab		Clives Roadhouse	6919555		810.00	
	Pull Tab		Clives Roadhouse	6919567		658.00	
	Pull Tab		Clives Roadhouse	6W59905		582.00	
	Pull Tab		Clives Roadhouse	6947877		754.00	
04 Aug 2020	Expense	5223	Burnsville Hockey Club	Donation	35,000.00		12,026.00
	A01 - 501(c)(3) and (4)		Burger Jones	Donation	35,000.00		
04 Aug 2020	Expense	D-Debit	Logmein go to my pc		44.00		11,982.00
	Misc. Services and Supplies - General		Tin Shed Tavern		1.32		
	Misc. Services and Supplies - General		Clives Roadhouse		38.28		
	Misc. Services and Supplies - General		Burger Jones		4.40		
04 Aug 2020	Expense	D-Debit	Payroll		2,705.80		9,276.20
	Compensation and Payroll Taxes		Tin Shed Tavern		81.17		
	Compensation and Payroll Taxes		Clives Roadhouse		2,354.05		
	Compensation and Payroll Taxes		Burger Jones		270.58		
05 Aug 2020	Deposit					1,882.00	11,158.20
	Pull Tab		Tin Shed Tavern	6T63494		954.00	
	Pull Tab		Tin Shed Tavern	6W87507		1,090.00	
	Pull Tab		Tin Shed Tavern	6Y93742		-162.00	
05 Aug 2020	Deposit					5,936.00	17,094.20
	Pull Tab		Clives Roadhouse	6920551		414.00	
	Pull Tab		Clives Roadhouse	6W59912		98.00	
	Pull Tab		Clives Roadhouse	6Z61383		1,003.00	
	Pull Tab		Clives Roadhouse	6W87582		826.00	
	Pull Tab		Clives Roadhouse	7049935		3,595.00	
05 Aug 2020	Deposit					3,435.00	20,529.20
	eGaming		Clives Roadhouse	eGamingPT015		3,435.00	

Bank Register Details

Burnsville Hockey Club

From 01 Aug 2020 to 31 Aug 2020, Bank Account: All

Date	Type	CK#	Vendor	Payment	Deposit	Balance
	Category		Premise	Memo/Serial #		
06 Aug 2020	Deposit				1,912.00	22,441.20
	Pull Tab		Clives Roadhouse	6500194	800.00	
	Pull Tab		Clives Roadhouse	6920457	668.00	
	Pull Tab		Clives Roadhouse	6920554	444.00	
07 Aug 2020	Expense	5217	Chuck Hadley		255.00	22,186.20
	Misc. Services and Supplies - General		Tin Shed Tavern		7.65	
	Misc. Services and Supplies - General		Clives Roadhouse		221.85	
	Misc. Services and Supplies - General		Burger Jones		25.50	
07 Aug 2020	Expense	D-Debit	office max		64.41	22,121.79
	Misc. Services and Supplies - General		Tin Shed Tavern		1.93	
	Misc. Services and Supplies - General		Clives Roadhouse		56.04	
	Misc. Services and Supplies - General		Burger Jones		6.44	
09 Aug 2020	Deposit				1,727.00	23,848.79
	Pull Tab		Clives Roadhouse	6724269	122.00	
	Pull Tab		Clives Roadhouse	6796122	634.00	
	Pull Tab		Clives Roadhouse	6859965	790.00	
	Pull Tab		Clives Roadhouse	6V87178	609.00	
	Pull Tab		Clives Roadhouse	6W15856	-374.00	
	Pull Tab		Clives Roadhouse	6920543	188.00	
	Pull Tab		Clives Roadhouse	7A32106	-242.00	
10 Aug 2020	Deposit				104.00	23,952.79
	Pull Tab		Tin Shed Tavern	6T63193	-594.00	
	Pull Tab		Tin Shed Tavern	6U63924	698.00	
10 Aug 2020	Deposit				390.00	24,342.79
	Pull Tab		Burger Jones	6V17041	390.00	
10 Aug 2020	Deposit				2,371.00	26,713.79
	Pull Tab		Clives Roadhouse	6920539	-128.00	
	Pull Tab		Clives Roadhouse	6W40469	335.00	
	Pull Tab		Clives Roadhouse	6W87311	1,544.00	
	Pull Tab		Clives Roadhouse	6X44906	620.00	
10 Aug 2020	Deposit				3,772.00	30,485.79
	eGaming		Clives Roadhouse	eGamingPT015	3,772.00	
11 Aug 2020	Deposit				4,917.00	35,402.79
	Pull Tab		Clives Roadhouse	6796124	812.00	
	Pull Tab		Clives Roadhouse	6W87474	1,160.00	
	Pull Tab		Clives Roadhouse	7049959	2,945.00	
11 Aug 2020	Expense	5218	pulltabs plus		3,051.35	32,351.44
	E-Pulltab Equipment and Revenue Share		Clives Roadhouse		3,051.35	
11 Aug 2020	Expense	D-Debit	payroll tax		55.89	32,295.55
	Compensation and Payroll Taxes		Tin Shed Tavern		1.68	
	Compensation and Payroll Taxes		Clives Roadhouse		48.62	
	Compensation and Payroll		Burger Jones		5.59	

Bank Register Details

Burnsville Hockey Club

From 01 Aug 2020 to 31 Aug 2020, Bank Account: All

Date	Type	CK#	Vendor		Payment	Deposit	Balance
	Category		Premise	Memo/Serial #			
	Taxes						
12 Aug 2020	Expense	D-Debit	IRS		587.08		31,708.47
	Compensation and Payroll Taxes		Tin Shed Tavern		17.61		
	Compensation and Payroll Taxes		Clives Roadhouse		510.76		
	Compensation and Payroll Taxes		Burger Jones		58.71		
13 Aug 2020	Deposit					368.00	32,076.47
	Pull Tab		Clives Roadhouse	6948042		206.00	
	Pull Tab		Clives Roadhouse	6W59817		162.00	
14 Aug 2020	Deposit					1,346.00	33,422.47
	Pull Tab		Tin Shed Tavern	6T75997		1,032.00	
	Pull Tab		Tin Shed Tavern	6W15861		314.00	
14 Aug 2020	Expense	5219	central gaming services		160.58		33,261.89
	Misc. Services and Supplies - Equipment and Repairs		Burger Jones		160.58		
14 Aug 2020	Expense	5220	central gaming services		90.00		33,171.89
	Misc. Services and Supplies - Equipment and Repairs		Burger Jones		90.00		
14 Aug 2020	Expense	5222	Dittmer Accounting		5,000.00		28,171.89
	Accounting and Legal Services		Tin Shed Tavern		150.00		
	Accounting and Legal Services		Clives Roadhouse		4,350.00		
	Accounting and Legal Services		Burger Jones		500.00		
18 Aug 2020	Deposit					1,387.00	29,558.89
	Pull Tab		Tin Shed Tavern	6V87592		-141.00	
	Pull Tab		Tin Shed Tavern	6W87550		986.00	
	Pull Tab		Tin Shed Tavern	6W87564		542.00	
18 Aug 2020	Deposit					74.00	29,632.89
	Pull Tab		Clives Roadhouse	6800328		788.00	
	Pull Tab		Clives Roadhouse	6U64076		-714.00	
18 Aug 2020	Expense	5214	Simply Storage		698.00		28,934.89
	Misc. Services and Supplies - General		Tin Shed Tavern		20.94		
	Misc. Services and Supplies - General		Clives Roadhouse		607.26		
	Misc. Services and Supplies - General		Burger Jones		69.80		
18 Aug 2020	Expense	6285	Cash Bank Reimbursement	6Z61253-17 Aug 2020-	1,188.00		27,746.89
	Negative Game Reimbursement		Burger Jones	6Z61253-17 Aug 2020-	1,188.00		
19 Aug 2020	Deposit					1,950.00	29,696.89
	Pull Tab		Clives Roadhouse	6724370		-136.00	
	Pull Tab		Clives Roadhouse	6799465		1,114.00	
	Pull Tab		Clives Roadhouse	7A31966		972.00	
19 Aug 2020	Deposit					2,000.00	31,696.89
	eGaming		Clives Roadhouse	eGamingPT015		2,000.00	

Bank Register Details

Burnsville Hockey Club

From 01 Aug 2020 to 31 Aug 2020, Bank Account: All

Date	Type	CK#	Vendor		Payment	Deposit	Balance
	Category		Premise	Memo/Serial #			
19 Aug 2020	Expense	D-Debit	Mn Dept Of Revenue		5,895.30		25,801.59
	A08T - Monthly State Gambling Taxes and Fees		Tin Shed Tavern		1,384.52		
	A08T - Monthly State Gambling Taxes and Fees		Clives Roadhouse		4,466.95		
	A08T - Monthly State Gambling Taxes and Fees		Burger Jones		43.83		
19 Aug 2020	Expense	D-Debit	Tin Shed		2,899.20		22,902.39
	Rent		Tin Shed Tavern		2,899.20		
19 Aug 2020	Expense	D-Debit	clives		1,750.00		21,152.39
	Rent		Clives Roadhouse		1,750.00		
19 Aug 2020	Expense	D-Debit	Payroll		2,571.43		18,580.96
	Compensation and Payroll Taxes		Tin Shed Tavern		77.14		
	Compensation and Payroll Taxes		Clives Roadhouse		2,237.14		
	Compensation and Payroll Taxes		Burger Jones		257.15		
19 Aug 2020	Expense	D-Debit	harland ck order		60.73		18,520.23
	Misc. Services and Supplies - General		Tin Shed Tavern		1.82		
	Misc. Services and Supplies - General		Clives Roadhouse		52.84		
	Misc. Services and Supplies - General		Burger Jones		6.07		
20 Aug 2020	Deposit					3,553.00	22,073.23
	Pull Tab		Clives Roadhouse	6796114		20.00	
	Pull Tab		Clives Roadhouse	6796125		-230.00	
	Pull Tab		Clives Roadhouse	6W86588		582.00	
	Pull Tab		Clives Roadhouse	6920555		520.00	
	Pull Tab		Clives Roadhouse	6796309		480.00	
	Pull Tab		Clives Roadhouse	6W59836		440.00	
	Pull Tab		Clives Roadhouse	8634332		220.00	
	Pull Tab		Clives Roadhouse	6W87563		1,076.00	
	Pull Tab		Clives Roadhouse	6Y22404		-134.00	
	Pull Tab		Clives Roadhouse	7046212		579.00	
20 Aug 2020	Deposit					2,006.00	24,079.23
	Pull Tab		Clives Roadhouse	6800341		808.00	
	Pull Tab		Clives Roadhouse	7067361		1,198.00	
21 Aug 2020	Deposit					1,092.00	25,171.23
	Pull Tab		Tin Shed Tavern	6U63980		800.00	
	Pull Tab		Tin Shed Tavern	6Y88588		292.00	
24 Aug 2020	Deposit					2,184.00	27,355.23
	Pull Tab		Tin Shed Tavern	6T63213		752.00	
	Pull Tab		Tin Shed Tavern	6V26070		1,020.00	
	Pull Tab		Tin Shed Tavern	6W87602		412.00	
24 Aug 2020	Deposit					4,618.00	31,973.23
	Pull Tab		Clives Roadhouse	6500191		208.00	
	Pull Tab		Clives Roadhouse	6800335		740.00	
	Pull Tab		Clives Roadhouse	6922330		554.00	
	Pull Tab		Clives Roadhouse	6X63369		320.00	

Bank Register Details

Burnsville Hockey Club

From 01 Aug 2020 to 31 Aug 2020, Bank Account: All

Date	Type	CK#	Vendor		Payment	Deposit	Balance
	Category		Premise	Memo/Serial #			
	Pull Tab		Clives Roadhouse	6T75797		1,058.00	
	Pull Tab		Clives Roadhouse	6Y22375		780.00	
	Pull Tab		Clives Roadhouse	8647156		106.00	
	Pull Tab		Clives Roadhouse	7067359		852.00	
25 Aug 2020	Expense	D-Debit	payroll tax		39.36		31,933.87
	Compensation and Payroll Taxes		Tin Shed Tavern		1.18		
	Compensation and Payroll Taxes		Clives Roadhouse		34.24		
	Compensation and Payroll Taxes		Burger Jones		3.94		
26 Aug 2020	Deposit					579.00	32,512.87
	Pull Tab		Clives Roadhouse	6W59796		-266.00	
	Pull Tab		Clives Roadhouse	7063635		204.00	
	Pull Tab		Clives Roadhouse	7A40593		889.00	
	Pull Tab		Clives Roadhouse	7064714		-248.00	
26 Aug 2020	Expense	D-Debit	IRS		525.46		31,987.41
	Compensation and Payroll Taxes		Tin Shed Tavern		15.76		
	Compensation and Payroll Taxes		Clives Roadhouse		457.15		
	Compensation and Payroll Taxes		Burger Jones		52.55		
27 Aug 2020	Deposit					1,827.00	33,814.41
	Pull Tab		Clives Roadhouse	6T63163		406.00	
	Pull Tab		Clives Roadhouse	6X68957		604.00	
	Pull Tab		Clives Roadhouse	6Y22313		-346.00	
	Pull Tab		Clives Roadhouse	7049965		525.00	
	Pull Tab		Clives Roadhouse	7063633		414.00	
	Pull Tab		Clives Roadhouse	7063636		224.00	
28 Aug 2020	Deposit					496.00	34,310.41
	Pull Tab		Tin Shed Tavern	6U63996		342.00	
	Pull Tab		Tin Shed Tavern	6W15686		812.00	
	Pull Tab		Tin Shed Tavern	6W87478		-658.00	
31 Aug 2020	Deposit					2,080.00	36,390.41
	Pull Tab		Tin Shed Tavern	6798361		816.00	
	Pull Tab		Tin Shed Tavern	6798368		820.00	
	Pull Tab		Tin Shed Tavern	6V58729		324.00	
	Pull Tab		Tin Shed Tavern	6V86434		120.00	
31 Aug 2020	Deposit					1,161.00	37,551.41
	Pull Tab		Burger Jones	6T50294		574.00	
	Pull Tab		Burger Jones	6W86008		587.00	
31 Aug 2020	Deposit					3,302.00	40,853.41
	Pull Tab		Clives Roadhouse	6653794		756.00	
	Pull Tab		Clives Roadhouse	6781902		129.00	
	Pull Tab		Clives Roadhouse	6V86579		160.00	
	Pull Tab		Clives Roadhouse	6W59893		224.00	
	Pull Tab		Clives Roadhouse	6798359		918.00	
	Pull Tab		Clives Roadhouse	6798352		-244.00	
	Pull Tab		Clives Roadhouse	6Y88910		-281.00	

Bank Register Details

Burnsville Hockey Club

From 01 Aug 2020 to 31 Aug 2020, Bank Account: All

Date	Type	CK#	Vendor			Payment	Deposit	Balance
	Category		Premise		Memo/Serial #			
	Pull Tab		Clives Roadhouse		7064688		348.00	
	Pull Tab		Clives Roadhouse		7A58766		186.00	
	Pull Tab		Clives Roadhouse		7A31967		768.00	
	Pull Tab		Clives Roadhouse		6W59927		338.00	
31 Aug 2020	Expense	D-Debit	Three Diamond Corporation		1549730	4,554.83		36,298.58
	Gambling Product		Tin Shed Tavern		1549731	415.07		
	Gambling Product		Tin Shed Tavern		1551351	415.07		
	Gambling Product		Clives Roadhouse		1551352	1,157.11		
	Gambling Product		Clives Roadhouse		1552120	1,023.34		
	Gambling Product		Clives Roadhouse		1550450	909.60		
	Gambling Product		Clives Roadhouse		1549730	634.64		

Bank Register Details by Category

Burnsville Hockey Club

From 01 Aug 2020 to 31 Aug 2020, Bank Account: All

Category	Date	CK#	Vendor	Premise	Memo/ Serial #	Payment	Deposit	Total
A01 - 501(c)(3) and (4)								-35,000.00
	04 Aug 2020	5223	Burnsville Hockey Club	Burger Jones	Donation	35,000.00	0.00	
A08T - Monthly State Gambling Taxes and Fees								-5,895.30
	19 Aug 2020	D-Debit	Mn Dept Of Revenue	Burger Jones		43.83	0.00	
	19 Aug 2020	D-Debit	Mn Dept Of Revenue	Clives Roadhouse		4,466.95	0.00	
	19 Aug 2020	D-Debit	Mn Dept Of Revenue	Tin Shed Tavern		1,384.52	0.00	
Accounting and Legal Services								-5,870.00
	01 Aug 2020	5209	L&S Accounting	Burger Jones		87.00	0.00	
	01 Aug 2020	5209	L&S Accounting	Clives Roadhouse		756.90	0.00	
	01 Aug 2020	5209	L&S Accounting	Tin Shed Tavern		26.10	0.00	
	14 Aug 2020	5222	Dittmer Accounting	Burger Jones		500.00	0.00	
	14 Aug 2020	5222	Dittmer Accounting	Clives Roadhouse		4,350.00	0.00	
	14 Aug 2020	5222	Dittmer Accounting	Tin Shed Tavern		150.00	0.00	
Compensation and Payroll Taxes								-6,485.02
	04 Aug 2020	D-Debit	Payroll	Burger Jones		270.58	0.00	
	04 Aug 2020	D-Debit	Payroll	Clives Roadhouse		2,354.05	0.00	
	04 Aug 2020	D-Debit	Payroll	Tin Shed Tavern		81.17	0.00	
	11 Aug 2020	D-Debit	payroll tax	Burger Jones		5.59	0.00	
	11 Aug 2020	D-Debit	payroll tax	Clives Roadhouse		48.62	0.00	
	11 Aug 2020	D-Debit	payroll tax	Tin Shed Tavern		1.68	0.00	
	12 Aug 2020	D-Debit	IRS	Burger Jones		58.71	0.00	
	12 Aug 2020	D-Debit	IRS	Clives Roadhouse		510.76	0.00	
	12 Aug 2020	D-Debit	IRS	Tin Shed Tavern		17.61	0.00	
	19 Aug 2020	D-Debit	Payroll	Burger Jones		257.15	0.00	
	19 Aug 2020	D-Debit	Payroll	Clives Roadhouse		2,237.14	0.00	
	19 Aug 2020	D-Debit	Payroll	Tin Shed Tavern		77.14	0.00	
	25 Aug 2020	D-Debit	payroll tax	Burger Jones		3.94	0.00	
	25 Aug 2020	D-Debit	payroll tax	Clives Roadhouse		34.24	0.00	
	25 Aug 2020	D-Debit	payroll tax	Tin Shed Tavern		1.18	0.00	
	26 Aug 2020	D-Debit	IRS	Burger Jones		52.55	0.00	
	26 Aug 2020	D-Debit	IRS	Clives Roadhouse		457.15	0.00	
	26 Aug 2020	D-Debit	IRS	Tin Shed Tavern		15.76	0.00	
E-Pulltab Equipment and Revenue Share								-3,051.35
	11 Aug 2020	5218	pulltabs plus	Clives Roadhouse		3,051.35	0.00	
Gambling Product								-4,554.83
	31 Aug 2020	D-Debit	Three Diamond Corporation	Clives Roadhouse	1549730	634.64	0.00	
	31 Aug 2020	D-Debit	Three Diamond Corporation	Clives Roadhouse	1550450	909.60	0.00	
	31 Aug 2020	D-Debit	Three Diamond Corporation	Clives Roadhouse	1551352	1,157.11	0.00	
	31 Aug 2020	D-Debit	Three Diamond Corporation	Clives Roadhouse	1552120	1,023.34	0.00	
	31 Aug 2020	D-Debit	Three Diamond Corporation	Tin Shed Tavern	1549731	415.07	0.00	
	31 Aug 2020	D-Debit	Three Diamond Corporation	Tin Shed Tavern	1551351	415.07	0.00	

Bank Register Details by Category

Burnsville Hockey Club

From 01 Aug 2020 to 31 Aug 2020, Bank Account: All

Category	Date	CK#	Vendor	Premise	Memo/ Serial #	Payment	Deposit	Total
Gaming Deposit: eGaming								12,706.00
	03 Aug 2020			Clives Roadhouse	eGamingPT015	0.00	3,499.00	
	05 Aug 2020			Clives Roadhouse	eGamingPT015	0.00	3,435.00	
	10 Aug 2020			Clives Roadhouse	eGamingPT015	0.00	3,772.00	
	19 Aug 2020			Clives Roadhouse	eGamingPT015	0.00	2,000.00	
Gaming Deposit: Pull Tab								54,114.00
	03 Aug 2020			Clives Roadhouse	6919566	0.00	176.00	
	03 Aug 2020			Clives Roadhouse	6V26116	0.00	854.00	
	03 Aug 2020			Clives Roadhouse	6W87412	0.00	1,828.00	
	03 Aug 2020			Clives Roadhouse	6Z20138	0.00	10.00	
	03 Aug 2020			Clives Roadhouse	6919555	0.00	810.00	
	03 Aug 2020			Clives Roadhouse	6919567	0.00	658.00	
	03 Aug 2020			Clives Roadhouse	6W59905	0.00	582.00	
	03 Aug 2020			Clives Roadhouse	6947877	0.00	754.00	
	03 Aug 2020			Tin Shed Tavern	6T75979	0.00	1,020.00	
	03 Aug 2020			Tin Shed Tavern	6V86396	0.00	160.00	
	05 Aug 2020			Clives Roadhouse	6920551	0.00	414.00	
	05 Aug 2020			Clives Roadhouse	6W59912	0.00	98.00	
	05 Aug 2020			Clives Roadhouse	6Z61383	0.00	1,003.00	
	05 Aug 2020			Clives Roadhouse	6W87582	0.00	826.00	
	05 Aug 2020			Clives Roadhouse	7049935	0.00	3,595.00	
	05 Aug 2020			Tin Shed Tavern	6T63494	0.00	954.00	
	05 Aug 2020			Tin Shed Tavern	6W87507	0.00	1,090.00	
	05 Aug 2020			Tin Shed Tavern	6Y93742	0.00	-162.00	
	06 Aug 2020			Clives Roadhouse	6500194	0.00	800.00	
	06 Aug 2020			Clives Roadhouse	6920457	0.00	668.00	
	06 Aug 2020			Clives Roadhouse	6920554	0.00	444.00	
	09 Aug 2020			Clives Roadhouse	6724269	0.00	122.00	
	09 Aug 2020			Clives Roadhouse	6796122	0.00	634.00	
	09 Aug 2020			Clives Roadhouse	6859965	0.00	790.00	
	09 Aug 2020			Clives Roadhouse	6V87178	0.00	609.00	
	09 Aug 2020			Clives Roadhouse	6W15856	0.00	-374.00	
	09 Aug 2020			Clives Roadhouse	6920543	0.00	188.00	
	09 Aug 2020			Clives Roadhouse	7A32106	0.00	-242.00	
	10 Aug 2020			Burger Jones	6V17041	0.00	390.00	
	10 Aug 2020			Clives Roadhouse	6920539	0.00	-128.00	
	10 Aug 2020			Clives Roadhouse	6W40469	0.00	335.00	
	10 Aug 2020			Clives Roadhouse	6W87311	0.00	1,544.00	
	10 Aug 2020			Clives Roadhouse	6X44906	0.00	620.00	
	10 Aug 2020			Tin Shed Tavern	6T63193	0.00	-594.00	
	10 Aug 2020			Tin Shed Tavern	6U63924	0.00	698.00	
	11 Aug 2020			Clives Roadhouse	6796124	0.00	812.00	
	11 Aug 2020			Clives Roadhouse	6W87474	0.00	1,160.00	
	11 Aug 2020			Clives Roadhouse	7049959	0.00	2,945.00	
	13 Aug 2020			Clives Roadhouse	6948042	0.00	206.00	
	13 Aug 2020			Clives Roadhouse	6W59817	0.00	162.00	

Bank Register Details by Category

Burnsville Hockey Club

From 01 Aug 2020 to 31 Aug 2020, Bank Account: All

Category	Date	CK#	Vendor	Premise	Memo/ Serial #	Payment	Deposit	Total
	14 Aug 2020			Tin Shed Tavern	6T75997	0.00	1,032.00	
	14 Aug 2020			Tin Shed Tavern	6W15861	0.00	314.00	
	18 Aug 2020			Clives Roadhouse	6800328	0.00	788.00	
	18 Aug 2020			Clives Roadhouse	6U64076	0.00	-714.00	
	18 Aug 2020			Tin Shed Tavern	6V87592	0.00	-141.00	
	18 Aug 2020			Tin Shed Tavern	6W87550	0.00	986.00	
	18 Aug 2020			Tin Shed Tavern	6W87564	0.00	542.00	
	19 Aug 2020			Clives Roadhouse	6724370	0.00	-136.00	
	19 Aug 2020			Clives Roadhouse	6799465	0.00	1,114.00	
	19 Aug 2020			Clives Roadhouse	7A31966	0.00	972.00	
	20 Aug 2020			Clives Roadhouse	6796114	0.00	20.00	
	20 Aug 2020			Clives Roadhouse	6796125	0.00	-230.00	
	20 Aug 2020			Clives Roadhouse	6W86588	0.00	582.00	
	20 Aug 2020			Clives Roadhouse	6920555	0.00	520.00	
	20 Aug 2020			Clives Roadhouse	6796309	0.00	480.00	
	20 Aug 2020			Clives Roadhouse	6W59836	0.00	440.00	
	20 Aug 2020			Clives Roadhouse	8634332	0.00	220.00	
	20 Aug 2020			Clives Roadhouse	6W87563	0.00	1,076.00	
	20 Aug 2020			Clives Roadhouse	6Y22404	0.00	-134.00	
	20 Aug 2020			Clives Roadhouse	7046212	0.00	579.00	
	20 Aug 2020			Clives Roadhouse	6800341	0.00	808.00	
	20 Aug 2020			Clives Roadhouse	7067361	0.00	1,198.00	
	21 Aug 2020			Tin Shed Tavern	6U63980	0.00	800.00	
	21 Aug 2020			Tin Shed Tavern	6Y88588	0.00	292.00	
	24 Aug 2020			Clives Roadhouse	6500191	0.00	208.00	
	24 Aug 2020			Clives Roadhouse	6800335	0.00	740.00	
	24 Aug 2020			Clives Roadhouse	6922330	0.00	554.00	
	24 Aug 2020			Clives Roadhouse	6X63369	0.00	320.00	
	24 Aug 2020			Clives Roadhouse	6T75797	0.00	1,058.00	
	24 Aug 2020			Clives Roadhouse	6Y22375	0.00	780.00	
	24 Aug 2020			Clives Roadhouse	8647156	0.00	106.00	
	24 Aug 2020			Clives Roadhouse	7067359	0.00	852.00	
	24 Aug 2020			Tin Shed Tavern	6T63213	0.00	752.00	
	24 Aug 2020			Tin Shed Tavern	6V26070	0.00	1,020.00	
	24 Aug 2020			Tin Shed Tavern	6W87602	0.00	412.00	
	26 Aug 2020			Clives Roadhouse	6W59796	0.00	-266.00	
	26 Aug 2020			Clives Roadhouse	7063635	0.00	204.00	
	26 Aug 2020			Clives Roadhouse	7A40593	0.00	889.00	
	26 Aug 2020			Clives Roadhouse	7064714	0.00	-248.00	
	27 Aug 2020			Clives Roadhouse	6T63163	0.00	406.00	
	27 Aug 2020			Clives Roadhouse	6X68957	0.00	604.00	
	27 Aug 2020			Clives Roadhouse	6Y22313	0.00	-346.00	
	27 Aug 2020			Clives Roadhouse	7049965	0.00	525.00	
	27 Aug 2020			Clives Roadhouse	7063633	0.00	414.00	
	27 Aug 2020			Clives Roadhouse	7063636	0.00	224.00	
	28 Aug 2020			Tin Shed Tavern	6U63996	0.00	342.00	

Bank Register Details by Category

Burnsville Hockey Club

From 01 Aug 2020 to 31 Aug 2020, Bank Account: All

Category	Date	CK#	Vendor	Premise	Memo/ Serial #	Payment	Deposit	Total
	28 Aug 2020			Tin Shed Tavern	6W15686	0.00	812.00	
	28 Aug 2020			Tin Shed Tavern	6W87478	0.00	-658.00	
	31 Aug 2020			Burger Jones	6T50294	0.00	574.00	
	31 Aug 2020			Burger Jones	6W86008	0.00	587.00	
	31 Aug 2020			Clives Roadhouse	6653794	0.00	756.00	
	31 Aug 2020			Clives Roadhouse	6781902	0.00	129.00	
	31 Aug 2020			Clives Roadhouse	6V86579	0.00	160.00	
	31 Aug 2020			Clives Roadhouse	6W59893	0.00	224.00	
	31 Aug 2020			Clives Roadhouse	6798359	0.00	918.00	
	31 Aug 2020			Clives Roadhouse	6798352	0.00	-244.00	
	31 Aug 2020			Clives Roadhouse	6Y88910	0.00	-281.00	
	31 Aug 2020			Clives Roadhouse	7064688	0.00	348.00	
	31 Aug 2020			Clives Roadhouse	7A58766	0.00	186.00	
	31 Aug 2020			Clives Roadhouse	7A31967	0.00	768.00	
	31 Aug 2020			Clives Roadhouse	6W59927	0.00	338.00	
	31 Aug 2020			Tin Shed Tavern	6798361	0.00	816.00	
	31 Aug 2020			Tin Shed Tavern	6798368	0.00	820.00	
	31 Aug 2020			Tin Shed Tavern	6V58729	0.00	324.00	
	31 Aug 2020			Tin Shed Tavern	6V86434	0.00	120.00	
Misc. Services and Supplies - Equipment and Repairs								-250.58
	14 Aug 2020	5219	central gaming services	Burger Jones		160.58	0.00	
	14 Aug 2020	5220	central gaming services	Burger Jones		90.00	0.00	
Misc. Services and Supplies - General								-1,122.14
	04 Aug 2020	D-Debit	Logmein go to my pc	Burger Jones		4.40	0.00	
	04 Aug 2020	D-Debit	Logmein go to my pc	Clives Roadhouse		38.28	0.00	
	04 Aug 2020	D-Debit	Logmein go to my pc	Tin Shed Tavern		1.32	0.00	
	07 Aug 2020	5217	Chuck Hadley	Burger Jones		25.50	0.00	
	07 Aug 2020	5217	Chuck Hadley	Clives Roadhouse		221.85	0.00	
	07 Aug 2020	5217	Chuck Hadley	Tin Shed Tavern		7.65	0.00	
	07 Aug 2020	D-Debit	office max	Burger Jones		6.44	0.00	
	07 Aug 2020	D-Debit	office max	Clives Roadhouse		56.04	0.00	
	07 Aug 2020	D-Debit	office max	Tin Shed Tavern		1.93	0.00	
	18 Aug 2020	5214	Simply Storage	Burger Jones		69.80	0.00	
	18 Aug 2020	5214	Simply Storage	Clives Roadhouse		607.26	0.00	
	18 Aug 2020	5214	Simply Storage	Tin Shed Tavern		20.94	0.00	
	19 Aug 2020	D-Debit	harland ck order	Burger Jones		6.07	0.00	
	19 Aug 2020	D-Debit	harland ck order	Clives Roadhouse		52.84	0.00	
	19 Aug 2020	D-Debit	harland ck order	Tin Shed Tavern		1.82	0.00	
Negative Game Reimbursement								-1,188.00
	18 Aug 2020	6285	Cash Bank Reimbursement	Burger Jones	6Z61253-17 Aug 2020-	1,188.00	0.00	
Rent								-4,649.20
	19 Aug 2020	D-Debit	clives	Clives Roadhouse		1,750.00	0.00	
	19 Aug 2020	D-Debit	Tin Shed	Tin Shed Tavern		2,899.20	0.00	

Bank Reconciliation

Burnsville Hockey Club
August 2020, Bank Account: All

Statement Opening Balance 01 Aug 2020 67,655.41

Cleared Transactions: -1,246.42

Deposit and Other Credits			
03 Aug 2020	Gaming Deposit eGaming	eGamingPT015	3,499.00
03 Aug 2020	Gaming Deposit Pull Tab	Multiple	2,868.00
03 Aug 2020	Gaming Deposit Pull Tab	Multiple	2,804.00
03 Aug 2020	Gaming Deposit Pull Tab	6T75979	1,020.00
03 Aug 2020	Gaming Deposit Pull Tab	6V86396	160.00
05 Aug 2020	Gaming Deposit Pull Tab	Multiple	5,936.00
05 Aug 2020	Gaming Deposit eGaming	eGamingPT015	3,435.00
05 Aug 2020	Gaming Deposit Pull Tab	Multiple	1,882.00
06 Aug 2020	Gaming Deposit Pull Tab	Multiple	1,912.00
09 Aug 2020	Gaming Deposit Pull Tab	Multiple	1,727.00
10 Aug 2020	Gaming Deposit eGaming	eGamingPT015	3,772.00
10 Aug 2020	Gaming Deposit Pull Tab	Multiple	2,371.00
10 Aug 2020	Gaming Deposit Pull Tab	6V17041	390.00
10 Aug 2020	Gaming Deposit Pull Tab	Multiple	104.00
11 Aug 2020	Gaming Deposit Pull Tab	Multiple	4,917.00
13 Aug 2020	Gaming Deposit Pull Tab	Multiple	368.00
14 Aug 2020	Gaming Deposit Pull Tab	Multiple	1,346.00
18 Aug 2020	Gaming Deposit Pull Tab	Multiple	1,387.00
18 Aug 2020	Gaming Deposit Pull Tab	Multiple	74.00
19 Aug 2020	Gaming Deposit eGaming	eGamingPT015	2,000.00
19 Aug 2020	Gaming Deposit Pull Tab	Multiple	1,950.00
20 Aug 2020	Gaming Deposit Pull Tab	Multiple	3,553.00
20 Aug 2020	Gaming Deposit Pull Tab	Multiple	2,006.00
21 Aug 2020	Gaming Deposit Pull Tab	Multiple	1,092.00
24 Aug 2020	Gaming Deposit Pull Tab	Multiple	4,618.00
24 Aug 2020	Gaming Deposit Pull Tab	Multiple	2,184.00
26 Aug 2020	Gaming Deposit Pull Tab	Multiple	579.00
27 Aug 2020	Gaming Deposit Pull Tab	Multiple	1,827.00
28 Aug 2020	Gaming Deposit Pull Tab	Multiple	496.00
31 Aug 2020	Gaming Deposit Pull Tab	Multiple	3,302.00
31 Aug 2020	Gaming Deposit Pull Tab	Multiple	2,080.00
31 Aug 2020	Gaming Deposit Pull Tab	Multiple	1,161.00
Total Deposit and Other Credits			66,820.00

Payment and Expenses			
01 Aug 2020	5209	L&S Accounting	870.00
04 Aug 2020		Payroll	2,705.80
04 Aug 2020		Logmein go to my pc	44.00
04 Aug 2020	5223	Burnsville Hockey Club	35,000.00
07 Aug 2020		office max	64.41

Bank Reconciliation

Burnsville Hockey Club
August 2020, Bank Account: All

Payment and Expenses

07 Aug 2020	5217	Chuck Hadley	255.00
11 Aug 2020		payroll tax	55.89
11 Aug 2020	5218	pulltabs plus	3,051.35
12 Aug 2020		IRS	587.08
14 Aug 2020	5219	central gaming services	160.58
14 Aug 2020	5220	central gaming services	90.00
14 Aug 2020	5222	Dittmer Accounting	5,000.00
18 Aug 2020	5214	Simply Storage	698.00
18 Aug 2020	6285	Cash Bank Reimbursement	1,188.00
19 Aug 2020		Mn Dept Of Revenue	5,895.30
19 Aug 2020		Tin Shed	2,899.20
19 Aug 2020		Payroll	2,571.43
19 Aug 2020		clives	1,750.00
19 Aug 2020		harland ck order	60.73
25 Aug 2020		payroll tax	39.36
26 Aug 2020		IRS	525.46
31 Aug 2020		Three Diamond Corporation	4,554.83
Total Payment and Other Credits			68,066.42

Statement Ending Balance on 31 Aug 2020 66,408.99

Balance: 0.00

Uncleared Transactions: 0.00

Deposit and Other Credits

Total Deposit and Other Credits 0.00

Payment and Expenses

Total Payment and Other Credits 0.00

Ending Bank Account Balance: 66,408.99

ACCOUNT INFORMATION




DATE 08/31/2020
ACCOUNT NUMBER 300113664

PAGE 1 OF 6

00207874 FP264309012014125000 01 000000000 0207874 007

BURNSVILLE HOCKEY CLUB
CHARITABLE FUND
ATTN BURNSVILLE ICE CENTER
251 CIVIC CENTER PKWY
BURNSVILLE MN 55337-3864

CLIENT CARE CONTACT INFORMATION

 **Client Care:** 800-731-2265
 **Visit us Online:** www.oldnational.com
 **Written Inquiries:** P. O. Box 419
Evansville, IN 47703

ACCOUNT SUMMARY

Previous Statement Balance	07/31/2020	\$67,655.41
Deposits/Credits	32	\$66,820.00
Withdrawals/Debits	41	-\$68,066.42
Total Service Charges		\$0.00
Interest Paid		\$0.00
Current Statement Balance	08/31/2020	\$66,408.99
Days in Statement Period	31	

OVERDRAFT CHARGES SUMMARY

	THIS CYCLE	YEAR TO DATE 2020
Total Overdraft Fees	\$0.00	\$0.00
Total Returned Item Fees	\$0.00	\$0.00

DEPOSITS AND OTHER CREDITS

DATE	TRACER	TRANSACTION DESCRIPTIONS	AMOUNT
08/03	300000	DEPOSIT	\$3,499.00
08/03	300000	DEPOSIT	\$2,868.00
08/03	300000	DEPOSIT	\$2,804.00
08/03	300000	DEPOSIT	\$1,020.00
08/03	300000	DEPOSIT	\$160.00
08/05	500000	DEPOSIT	\$5,936.00

More security coming soon:

Text, Voice or Email verification for suspicious debit card purchases begins August 12.

You'll be automatically enrolled in this new program to help keep your account safe, but you can opt out if you choose. Learn more at oldnational.com/fraud-alerts



To Help Balance Your Account

Enter your checkbook balance		
Add interest credited and other deposits shown on this statement, but not previously entered in your checkbook.		
Subtotal		
Subtract service charge and other deductions shown on this statement, but not previously entered in your checkbook.		
Subtotal		
A Adjusted checkbook balance		
Enter the current balance from this statement		
Add deposits entered in your checkbook, but not shown on this statement		
Subtotal		
Subtract checks and withdrawals entered in your checkbook, but not shown on this statement	Check No.	Amount
Subtotal		
B Adjusted statement balance		

Your checkbook is in balance if line A agrees with line B.

If your adjusted checkbook and bank statement balances do not agree:

1. Review last month's statement to make sure any differences were corrected.
2. Check additions and subtractions in your checkbook.
3. Compare the amount of each check and deposit on this statement with the amount recorded in your checkbook.
4. Make sure all outstanding checks have been listed, including those that may not have been paid from the previous statement.
5. Make sure that any electronic fund transfers or automatic payments are recorded in your checkbook.

How Finance Charge (If Any) is Calculated

If this statement includes billing information regarding a personal line of credit for consumer use, the finance charge for each statement (loan) period is calculated by applying the applicable daily periodic rate(s) to the daily balances. To get daily balances, we take the beginning balance of your account each day, add any new loans or charges and subtract any payments or credits. Then, we multiply the daily balance each day of the statement period by the applicable daily periodic rate(s). We then add up all of these daily finance charges to get your total finance charge. If there is only one (1) daily periodic rate during the statement period, the finance charge may also be verified by multiplying the average daily balance by the number of days in the statement period and multiplying the result by the applicable daily periodic rate. If your line of credit has a variable rate feature, the rate used to calculate your finance charge may vary as described in the disclosure provided to you initially. Payments received during regular hours on business days at all of our full service offices will be credited on the same business day. Payments received at other locations or after regular business hours will be credited on the next business day.

In Case Of Errors Or Questions About Your Personal Line of Credit (This is a Summary of Your Billing Rights)

If you think your statement is wrong, or you need more information about a transaction on your statement, write us at the address on the front of this statement as soon as possible. We must hear from you no later than 60 days after we sent you the first statement on which the error or problem appeared. You can telephone us but doing so will not preserve your rights.

In your letter, give us the following information:

1. Your name and account number.
2. The dollar amount of the suspected error.
3. Describe the error and explain, if you can, why you believe there is an error. If you need more information, describe the item you are unsure about.

You do not have to pay any amount in question while we are investigating, but you are still obligated to pay the parts of your bill that are not in question. While we investigate your question, we cannot report you as delinquent or take any action to collect the amount you question. If you have authorized us to pay your minimum monthly payment automatically by charging your deposit account with us, you can stop the payment on any amount you think is wrong. To stop the payment, your letter must reach us three business days before the automatic payment is scheduled to occur.

In Case Of Errors Or Questions About Electronic Transfers

Please telephone or write us using the telephone number or address listed on the front of this statement as soon as you can, if you think your statement or receipt is wrong, or if you need more information about a transfer on this statement or on a receipt. We must hear from you no later than 60 days after we sent you the FIRST statement on which the problem or error appeared.

1. Tell us your name and account number.
2. Describe the error and transfer you are unsure about, and explain as clearly as you can why you believe there is an error or why you need more information.
3. Tell us the dollar amount of the suspected error.

If you tell us verbally, we may request that you send us your complaint or question in writing within 10 business days. We will investigate your complaint and correct any error promptly. If we take more than 10 business days (20 days for new account transactions) to do this, we will recredit your account for the amount you think is in error, so that you will have use of the money during the time it takes us to complete our investigation. If we ask you to put your complaint or question in writing and we do not receive it within 10 business days, we may not recredit your account. Our investigation will take no longer than 45 business days to complete (90 days for point of sale, foreign debit card or new account transactions).

If we decide that there was no error, we will send you a written explanation within 3 business days after we finish our investigation. You may ask for copies of the documents that we used in our investigation.

In Case Of Irregularities Identified On This Statement

You are responsible for promptly examining your statement each statement period and reporting any irregularities to us. We will not be liable for any error, any check that is altered or counterfeit, any signature that is forged or unauthorized transaction unless you notify us in writing within thirty (30) calendar days after we make the statement available to you. Also, we will not be liable for any subsequent items paid, in good faith, containing an unauthorized signature or alteration by the same wrongdoer unless you timely notify us in writing.

**OLD NATIONAL BANK®**P. O. Box 718
Evansville, IN 47705

COMMUNITY PARTNER CHECKING

ACCOUNT INFORMATION

DATE 08/31/2020
ACCOUNT NUMBER 300113664

PAGE 2 OF 6

DEPOSITS AND OTHER CREDITS (continued)

DATE	TRACER	TRANSACTION DESCRIPTIONS	AMOUNT
08/05	500000	DEPOSIT	\$3,435.00
08/06	600000	DEPOSIT	\$1,912.00
08/06	600000	DEPOSIT	\$1,882.00
08/10	1000000	DEPOSIT	\$3,772.00
08/10	1000000	DEPOSIT	\$2,371.00
08/10	1000000	DEPOSIT	\$1,727.00
08/10	1000000	DEPOSIT	\$390.00
08/10	1000000	DEPOSIT	\$104.00
08/11	1100000	DEPOSIT	\$4,917.00
08/13	1300000	DEPOSIT	\$368.00
08/14	1400000	DEPOSIT	\$1,346.00
08/17	1700000	DEPOSIT	\$3,553.00
08/18	1800000	DEPOSIT	\$1,387.00
08/18	1800000	DEPOSIT	\$74.00
08/19	1900000	DEPOSIT	\$1,950.00
08/20	2000000	DEPOSIT	\$2,006.00
08/20	2000000	DEPOSIT	\$2,000.00
08/21	2100000	DEPOSIT	\$1,092.00
08/24	2400000	DEPOSIT	\$4,618.00
08/24	2400000	DEPOSIT	\$2,184.00
08/26	2600000	DEPOSIT	\$579.00
08/27	2700000	DEPOSIT	\$1,827.00
08/28	2800000	DEPOSIT	\$496.00
08/31	3100000	DEPOSIT	\$3,302.00
08/31	3100000	DEPOSIT	\$2,080.00
08/31	3100000	DEPOSIT	\$1,161.00

WITHDRAWALS AND OTHER DEBITS

DATE	TRACER	TRANSACTION DESCRIPTIONS	AMOUNT
08/03	60	CRD PUR 021621100052 5164 LOGMEIN*GoToMyPC logmein.com MA LOGMEIN*Go	-\$44.00
08/04	1217	PAYROLL PAYROLL BURNSVILLE HOCKEY CLUB	-\$778.77
08/04	1217	PAYROLL PAYROLL BURNSVILLE HOCKEY CLUB	-\$696.79
08/04	1217	PAYROLL PAYROLL BURNSVILLE HOCKEY CLUB	-\$487.05

**OLD NATIONAL BANK®**P. O. Box 718
Evansville, IN 47705

COMMUNITY PARTNER CHECKING

ACCOUNT INFORMATION

DATE 08/31/2020
ACCOUNT NUMBER 300113664

PAGE 3 OF 6

WITHDRAWALS AND OTHER DEBITS (continued)

DATE	TRACER	TRANSACTION DESCRIPTIONS	AMOUNT
08/04	1217	PAYROLL PAYROLL BURNSVILLE HOCKEY CLUB	-\$209.02
08/04	1217	PAYROLL PAYROLL BURNSVILLE HOCKEY CLUB	-\$135.22
08/04	1217	PAYROLL PAYROLL BURNSVILLE HOCKEY CLUB	-\$131.37
08/04	1217	PAYROLL PAYROLL BURNSVILLE HOCKEY CLUB	-\$122.82
08/04	1217	PAYROLL PAYROLL BURNSVILLE HOCKEY CLUB	-\$96.51
08/04	1217	PAYROLL PAYROLL BURNSVILLE HOCKEY CLUB	-\$48.25
08/06	1219	THREE DIAMOND CO ACH BURNSVILLE HOCKEY	-\$1,049.71
08/07	65	CRD PUR 022026500832 5164 OFFICEMAX/DEPOT 6767 SAVAGE MN OFFICEMAX/	-\$64.41
08/11	1224	Payroll Tax Burnsville Hockey Club	-\$55.89
08/12	1225	IRS USATAXPYMT BURNSVILLE HOCKEY CLUB	-\$587.08
08/13	1226	THREE DIAMOND CO ACH BURNSVILLE HOCKEY	-\$909.60
08/19	1232	MN DEPT OF REVEN MN Rev pay BURNSVILLE HOCKEY CLUB	-\$5,895.30
08/19	1232	BurnsvilleHockey CREDITS BurnsvilleHockey	-\$2,899.20
08/19	1232	BurnsvilleHockey CREDITS BurnsvilleHockey	-\$1,750.00
08/19	1232	PAYROLL PAYROLL BURNSVILLE HOCKEY CLUB	-\$719.28
08/19	1232	PAYROLL PAYROLL BURNSVILLE HOCKEY CLUB	-\$605.68
08/19	1232	PAYROLL PAYROLL BURNSVILLE HOCKEY CLUB	-\$404.76
08/19	1232	PAYROLL PAYROLL BURNSVILLE HOCKEY CLUB	-\$216.09

**OLD NATIONAL BANK®**P. O. Box 718
Evansville, IN 47705

COMMUNITY PARTNER CHECKING

ACCOUNT INFORMATION

DATE 08/31/2020
ACCOUNT NUMBER 300113664

PAGE 4 OF 6

WITHDRAWALS AND OTHER DEBITS (continued)

DATE	TRACER	TRANSACTION DESCRIPTIONS	AMOUNT
08/19	1232	PAYROLL PAYROLL BURNSVILLE HOCKEY CLUB	-\$207.16
08/19	1232	PAYROLL PAYROLL BURNSVILLE HOCKEY CLUB	-\$127.21
08/19	1232	PAYROLL PAYROLL BURNSVILLE HOCKEY CLUB	-\$122.82
08/19	1232	PAYROLL PAYROLL BURNSVILLE HOCKEY CLUB	-\$114.05
08/19	4232	HARLAND CLARKE CHK ORDER BURNSVILLE HOCKEY CLUB	-\$60.73
08/19	1232	PAYROLL PAYROLL BURNSVILLE HOCKEY CLUB	-\$54.38
08/20	1233	THREE DIAMOND CO ACH BURNSVILLE HOCKEY	-\$1,572.18
08/25	1238	Payroll Tax Burnsville Hockey Club	-\$39.36
08/26	1239	IRS USATAXPYMT BURNSVILLE HOCKEY CLUB	-\$525.46
08/27	1240	THREE DIAMOND CO ACH BURNSVILLE HOCKEY	-\$1,023.34

CHECKS

CHECK NUMBER	DATE	AMOUNT	CHECK NUMBER	DATE	AMOUNT
5209	08/19	\$870.00	5220	08/17	\$90.00
5214 *	08/19	\$698.00	5222 *	08/26	\$5,000.00
5217 *	08/12	\$255.00	6283 *	08/06	\$35,000.00
5218	08/18	\$3,051.35	6285 *	08/18	\$1,188.00
5219	08/17	\$160.58			

* Denotes check paid out of sequence

DAILY BALANCE SUMMARY

DATE	BALANCE	DATE	BALANCE	DATE	BALANCE
07/31	\$67,655.41	08/03	\$77,962.41	08/04	\$75,256.61
08/05	\$84,627.61	08/06	\$52,371.90	08/07	\$52,307.49
08/10	\$60,671.49	08/11	\$65,532.60	08/12	\$64,690.52
08/13	\$64,148.92	08/14	\$65,494.92	08/17	\$68,797.34
08/18	\$66,018.99	08/19	\$53,224.33	08/20	\$55,658.15
08/21	\$56,750.15	08/24	\$63,552.15	08/25	\$63,512.79



OLD NATIONAL BANK®

P. O. Box 718
Evansville, IN 47705

COMMUNITY PARTNER CHECKING

ACCOUNT INFORMATION

DATE	08/31/2020
ACCOUNT NUMBER	300113664

PAGE 5 OF 6

DAILY BALANCE SUMMARY (continued)

DATE	BALANCE	DATE	BALANCE	DATE	BALANCE
08/26	\$58,566.33	08/27	\$59,369.99	08/28	\$59,865.99
08/31	\$66,408.99				

COMMUNITY PARTNER CHECKING

300113664

Account: PAYMENT		CASH FROM THE PAYEE FOR THE PAYEE'S ACCOUNT		1983	
NAME: <u>WELLS FARGO</u>		Phone (Enter Any Telephone To			
ADDRESS: <u>1000 N. 2ND ST.</u>		Credit Bill Payment Processing Center			
CITY/STATE: <u>MINNAPOLIS MN</u>		CITY/STATE: <u>MINNAPOLIS MN</u>		0000000209	
MEMO: <u>ACCOUNT SERVICES</u>		OLD NATIONAL BANK		July 17, 1992	
FED. RES. <u>INDIVIDUAL SERVICE AND OTHER</u>		CASH FROM THE PAYEE FOR THE PAYEE'S ACCOUNT		DOLLARS	
TO THE ORDER OF: <u>ISSA ACCOUBTING</u>		AMOUNT: <u>\$ 1000.00</u>		\$ <u>*****870.00</u>	
12345 67890 12345 67890 12345 67890		12345 67890 12345 67890 12345 67890		VENDOR: 182 DATES	
12345 67890 12345 67890 12345 67890		12345 67890 12345 67890 12345 67890		Signature On File	
12345 67890 12345 67890 12345 67890		12345 67890 12345 67890 12345 67890		This check has been authorized by your depositor	

5209	\$870.00	08/19/2020
------	----------	------------

[illegible]

5214	\$698.00	08/19/2020
------	----------	------------

[illegible]

5217 \$255.00 08/12/2020[illegible]

5218	\$3,051.35	08/18/2020
------	------------	------------

[illegible]

5219	\$160.58	08/17/2020
------	----------	------------

Account: PAYMENT PLATE FEE FOR EMPLOYMENT FOR QUINCY, ILL. LICENSE

10/02 \$90.00

MEMO: 0000002220

August 14, 2020

Pay NINETY AND 00/100

OLD NATIONAL BANK
1105 AND 6TH ST. BELL, ILL. 62011-0001

DOLLARS

TO THE CASHING SERVICES
FOR DEPOSIT
OF

VOID FOR: 100 DAYS
Signature (in Blue)
This Check has been cashed by your depositors

⑈*****90.00

⑈0000002220⑈

⑈0000000000⑈

5220	\$90.00	08/17/2020
------	---------	------------

[illegible]

5222	\$5,000.00	08/26/2020
------	------------	------------

[illegible]

6283 \$35,000.00 08/06/2020

BURNSVILLE HOCKEY CLUB
COURTNEYVILLE CENTER
201 ONE CENTER POINT
BURNSVILLE, MN 55007-0066

DATE: 8-18-20 TO ORDER: PTC

PAY TO THE ORDER OF Cash \$ 1,188.00

one thousand one hundred eighty eight and 00/100 1 full line ☒ **Full**

OLD NATIONAL BANK

FOR DEPOSIT ONLY James Cash on acct replacement James Cash

#6261253

MOBILE 28541 C0863300134 3001136640

6285	\$1,188.00	08/18/2020
------	------------	------------

BHC Check Register - 8-2020

6283	8/4/20	\$35,000.00		BHC (lawful purpose A1 donation)
6284				VOID
6285	8/18/20	\$1,188.00		Cash (replenish Burger Jones cash bank - losing game)

ePullTab Monthly 01-Aug-2020 / 31-Aug-2020**Organization Burnsville Hockey Club****Premise: Clives Roadhouse**

Mfg ID	Part Number	Serial #	Date in play	Ideal gross receipts	Ideal prizes	Value of unsold tickets	Gross receipts	Value of prizes paid	Net Receipts	Date game removed
PT	1100	841026	08-Feb-19	1992.00	1715.75	1854.00	138.00	75.25	62.75	
PT	1101	1261702	05-Dec-19	4909.00	3680.50	4263.00	646.00	645.50	0.50	
PT	1101	841027	08-Feb-19	1875.00	1106.50	1875.00	0.00	0.00	0.00	
PT	1102	841028	08-Feb-19	6622.00	5461.00	5830.00	792.00	644.00	148.00	
PT	1103	841029	08-Feb-19	13632.00	11094.50	13332.00	300.00	181.50	118.50	
PT	1104	841030	08-Feb-19	29250.00	24074.00	29165.00	85.00	47.50	37.50	
PT	1200	841016	08-Feb-19	1627.25	1416.05	1538.50	88.75	69.90	18.85	
PT	1201	841017	08-Feb-19	5785.00	4221.50	5478.00	307.00	181.50	125.50	
PT	1202	841018	08-Feb-19	12536.00	10303.00	11964.00	572.00	418.00	154.00	
PT	1203	841019	08-Feb-19	20235.00	16249.50	20025.00	210.00	1074.00	-864.00	
PT	1204	841020	08-Feb-19	36310.00	30535.00	36035.00	275.00	120.00	155.00	
PT	1300	840924	08-Feb-19	1551.75	1177.65	1499.25	52.50	23.15	29.35	
PT	1301	840925	08-Feb-19	3135.50	2678.50	3058.50	77.00	89.00	-12.00	
PT	1302	840926	08-Feb-19	4740.00	3989.50	4582.00	158.00	51.50	106.50	
PT	1303	840927	08-Feb-19	9612.00	7961.00	9394.00	218.00	63.00	155.00	
PT	1304	840928	08-Feb-19	19959.00	17632.50	19740.00	219.00	75.00	144.00	
PT	1305	840929	08-Feb-19	26965.00	23903.00	25880.00	1085.00	1025.00	60.00	
PT	1600	840930	08-Feb-19	1714.00	1451.10	1501.25	212.75	203.15	9.60	

PT	1601	840931	08-Feb-19	3447.50	2922.40	3116.50	331.00	233.35	97.65	
PT	1602	840932	08-Feb-19	3690.00	2978.50	3451.00	239.00	174.50	64.50	
PT	1603	840933	08-Feb-19	10912.00	9054.00	10396.00	516.00	1041.50	-525.50	
PT	1604	840934	08-Feb-19	20667.00	17943.75	20301.00	366.00	388.50	-22.50	
PT	1605	840935	08-Feb-19	26495.00	21982.50	24030.00	2465.00	1952.50	512.50	
PT	1700	841011	08-Feb-19	2692.00	2372.00	2692.00	0.00	0.00	0.00	
PT	1701	841012	08-Feb-19	4550.00	4386.50	4550.00	0.00	0.00	0.00	
PT	1702	841013	08-Feb-19	10792.00	9571.00	10792.00	0.00	0.00	0.00	
PT	1703	841014	08-Feb-19	18987.00	16422.00	18987.00	0.00	0.00	0.00	
PT	1704	841015	08-Feb-19	10365.00	10626.50	10365.00	0.00	0.00	0.00	
PT	1710	1340031	01-Jan-20	3288.50	2720.50	3090.50	198.00	132.50	65.50	
PT	1711	1340032	01-Jan-20	5908.00	4888.00	5592.00	316.00	182.00	134.00	
PT	1712	1340033	01-Jan-20	12220.00	10818.00	11982.00	238.00	157.00	81.00	
PT	1713	1340034	01-Jan-20	20019.00	17838.00	19890.00	129.00	87.00	42.00	
PT	1714	1340035	01-Jan-20	35330.00	30334.50	34855.00	475.00	450.00	25.00	
PT	1800	840978	08-Feb-19	3293.50	2857.60	3125.50	168.00	188.90	-20.90	
PT	1801	840979	08-Feb-19	4870.00	4180.50	4347.00	523.00	749.75	-226.75	
PT	1802	840980	08-Feb-19	12418.00	10998.00	9890.00	2528.00	2702.00	-174.00	
PT	1803	840981	08-Feb-19	20298.00	16858.50	19524.00	774.00	493.50	280.50	
PT	1804	840982	08-Feb-19	32580.00	28341.25	31410.00	1170.00	495.00	675.00	
PT	1900	840962	08-Feb-19	3475.00	2941.20	3390.00	85.00	87.85	-2.85	
PT	1901	840964	08-Feb-19	4125.00	3654.00	3783.00	342.00	275.50	66.50	
PT	1902	840965	08-Feb-19	12800.00	11053.00	11840.00	960.00	700.00	260.00	
PT	1903	840966	08-Feb-19	19995.00	17510.50	19605.00	390.00	238.50	151.50	

PT	1904	840967	08-Feb-19	35820.00	30468.00	35130.00	690.00	325.00	365.00	
PT	2000	840983	08-Feb-19	1813.50	1564.15	1813.50	0.00	0.00	0.00	
PT	2001	840985	08-Feb-19	6121.00	5113.50	6121.00	0.00	0.00	0.00	
PT	2002	840986	08-Feb-19	13768.00	11976.00	13768.00	0.00	0.00	0.00	
PT	2003	840988	08-Feb-19	36555.00	29012.50	36555.00	0.00	0.00	0.00	
PT	2004	840984	08-Feb-19	3544.50	2939.75	3544.50	0.00	0.00	0.00	
PT	2005	840987	08-Feb-19	21933.00	18681.00	21933.00	0.00	0.00	0.00	
PT	2010	1334378	01-Jan-20	1856.50	1555.10	1825.00	31.50	40.40	-8.90	
PT	2011	1334380	01-Jan-20	6605.00	5571.00	6343.00	262.00	127.00	135.00	
PT	2012	1334381	01-Jan-20	13580.00	11284.00	13288.00	292.00	378.00	-86.00	
PT	2013	1334383	01-Jan-20	35825.00	30475.00	33920.00	1905.00	1435.00	470.00	
PT	2014	1334379	01-Jan-20	3671.00	3158.00	3574.00	97.00	76.50	20.50	
PT	2015	1334382	01-Jan-20	21162.00	17778.00	20982.00	180.00	22.50	157.50	
PT	2100	840952	08-Feb-19	3149.00	2911.25	3107.00	42.00	13.00	29.00	
PT	2101	840953	08-Feb-19	5090.00	4757.00	5032.00	58.00	136.00	-78.00	
PT	2102	840954	08-Feb-19	11186.00	9701.00	10984.00	202.00	113.00	89.00	
PT	2103	840955	08-Feb-19	19308.00	15970.00	19239.00	69.00	21.00	48.00	
PT	2104	840956	08-Feb-19	35525.00	30998.00	35390.00	135.00	125.00	10.00	
PT	2200	840995	08-Feb-19	3322.00	2791.00	3247.50	74.50	128.00	-53.50	
PT	2201	840996	08-Feb-19	5432.00	4554.50	5275.00	157.00	174.50	-17.50	
PT	2202	840997	08-Feb-19	13408.00	11279.00	13160.00	248.00	410.00	-162.00	
PT	2203	840998	08-Feb-19	20952.00	18077.50	20823.00	129.00	46.50	82.50	
PT	2204	840999	08-Feb-19	35995.00	31113.00	35435.00	560.00	157.50	402.50	
PT	2300	841021	08-Feb-19	3066.00	2539.25	2984.00	82.00	134.25	-52.25	

PT	2301	841022	08-Feb-19	5941.00	5059.50	5860.00	81.00	29.00	52.00	
PT	2302	841023	08-Feb-19	14190.00	11919.00	13906.00	284.00	272.00	12.00	
PT	2303	841024	08-Feb-19	17886.00	14786.50	17628.00	258.00	420.00	-162.00	
PT	2304	841025	08-Feb-19	33510.00	28618.00	33210.00	300.00	160.00	140.00	
PT	2400	841032	08-Feb-19	3400.00	2897.75	3341.00	59.00	208.00	-149.00	
PT	2401	841033	08-Feb-19	5215.00	4573.50	5162.00	53.00	30.00	23.00	
PT	2402	841034	08-Feb-19	12982.00	11242.00	12888.00	94.00	39.00	55.00	
PT	2403	841035	08-Feb-19	21111.00	18307.00	20916.00	195.00	381.00	-186.00	
PT	2404	841036	08-Feb-19	35880.00	31158.00	35575.00	305.00	142.50	162.50	
PT	2500	840941	08-Feb-19	3520.50	2923.50	3489.00	31.50	5.75	25.75	
PT	2501	840942	08-Feb-19	6038.00	5253.50	5932.00	106.00	110.00	-4.00	
PT	2502	840943	08-Feb-19	13590.00	11238.00	13540.00	50.00	21.00	29.00	
PT	2503	840944	08-Feb-19	20808.00	17777.50	20778.00	30.00	69.00	-39.00	
PT	2504	840945	08-Feb-19	37055.00	31403.00	37055.00	0.00	0.00	0.00	
PT	2600	841006	08-Feb-19	2918.50	2540.50	2753.50	165.00	91.50	73.50	
PT	2601	841007	08-Feb-19	5493.00	4753.00	5450.00	43.00	35.00	8.00	
PT	2602	841008	08-Feb-19	12518.00	10634.00	12190.00	328.00	244.00	84.00	
PT	2603	841009	08-Feb-19	19350.00	16969.00	19302.00	48.00	0.00	48.00	
PT	2604	841010	08-Feb-19	34335.00	29913.00	34275.00	60.00	5.00	55.00	
PT	2700	841037	08-Feb-19	3472.50	3082.25	3472.50	0.00	0.00	0.00	
PT	2701	841038	08-Feb-19	5522.00	4777.00	5522.00	0.00	0.00	0.00	
PT	2702	841039	08-Feb-19	12952.00	10000.00	12952.00	0.00	0.00	0.00	
PT	2703	841040	08-Feb-19	19908.00	16383.00	19908.00	0.00	0.00	0.00	
PT	2704	841041	08-Feb-19	30695.00	25400.00	30695.00	0.00	0.00	0.00	

PT	2710	1345243	01-Jan-20	2970.50	2757.80	2571.50	399.00	389.20	9.80	
PT	2711	1345244	01-Jan-20	6663.00	5626.75	6574.00	89.00	45.25	43.75	
PT	2712	1345245	01-Jan-20	14004.00	12292.50	13760.00	244.00	125.50	118.50	
PT	2713	1345246	01-Jan-20	21870.00	18979.50	21708.00	162.00	76.50	85.50	
PT	2714	1345247	01-Jan-20	35905.00	30083.75	35695.00	210.00	547.50	-337.50	
PT	2800	840957	08-Feb-19	3456.50	2923.25	3407.00	49.50	32.00	17.50	
PT	2801	840958	08-Feb-19	5967.00	4993.00	5892.00	75.00	42.50	32.50	
PT	2802	840959	08-Feb-19	12738.00	11083.00	12586.00	152.00	88.00	64.00	
PT	2803	840960	08-Feb-19	21222.00	18062.50	21108.00	114.00	105.00	9.00	
PT	2804	840961	08-Feb-19	33950.00	29693.00	33185.00	765.00	482.50	282.50	
PT	2900	840968	08-Feb-19	3502.50	2974.25	3502.50	0.00	0.00	0.00	
PT	2901	840969	08-Feb-19	6606.00	5519.50	6606.00	0.00	0.00	0.00	
PT	2902	840970	08-Feb-19	14518.00	12428.00	14518.00	0.00	0.00	0.00	
PT	2903	840971	08-Feb-19	21990.00	18772.00	21990.00	0.00	0.00	0.00	
PT	2904	840972	08-Feb-19	36760.00	31465.50	36760.00	0.00	0.00	0.00	
PT	2910	1305177	31-Dec-19	3631.50	2989.00	3516.50	115.00	80.00	35.00	
PT	2911	1305178	31-Dec-19	7295.00	6095.50	7255.00	40.00	5.50	34.50	
PT	2912	1305179	31-Dec-19	14466.00	12459.00	14398.00	68.00	29.00	39.00	
PT	2913	1305180	31-Dec-19	22029.00	18994.00	22020.00	9.00	0.00	9.00	
PT	2914	1305181	31-Dec-19	36810.00	31465.50	36795.00	15.00	10.00	5.00	
PT	3000	841000	08-Feb-19	1654.50	1310.25	1654.50	0.00	0.00	0.00	
PT	3001	841002	08-Feb-19	6237.00	5465.00	6237.00	0.00	0.00	0.00	
PT	3002	841003	08-Feb-19	12628.00	11598.00	12628.00	0.00	0.00	0.00	
PT	3003	841005	08-Feb-19	33190.00	28870.00	33190.00	0.00	0.00	0.00	

PT	3004	841001	08-Feb-19	3424.50	2851.00	3424.50	0.00	0.00	0.00	
PT	3005	841004	08-Feb-19	19554.00	16245.00	19554.00	0.00	0.00	0.00	
PT	3010	1328072	01-Jan-20	1821.00	1516.50	1772.75	48.25	45.50	2.75	
PT	3011	1328074	01-Jan-20	7140.00	5787.00	7023.00	117.00	35.00	82.00	
PT	3012	1328075	01-Jan-20	13800.00	11570.00	13562.00	238.00	236.00	2.00	
PT	3013	1328077	01-Jan-20	35900.00	31060.00	35030.00	870.00	330.00	540.00	
PT	3014	1328073	01-Jan-20	3545.00	3079.00	3461.50	83.50	51.00	32.50	
PT	3015	1328076	01-Jan-20	20448.00	17211.00	20160.00	288.00	279.00	9.00	
PT	3100	840936	08-Feb-19	3165.00	2557.00	3057.00	108.00	129.00	-21.00	
PT	3101	840937	08-Feb-19	5363.00	4496.50	5264.00	99.00	30.00	69.00	
PT	3102	840938	08-Feb-19	12980.00	11293.00	12814.00	166.00	100.00	66.00	
PT	3103	840939	08-Feb-19	22119.00	18958.00	22077.00	42.00	27.00	15.00	
PT	3104	840940	08-Feb-19	37165.00	30913.00	37030.00	135.00	7.50	127.50	
PT	3200	840913	08-Feb-19	3279.00	2824.00	3228.00	51.00	13.50	37.50	
PT	3201	840914	08-Feb-19	3696.00	2683.00	3536.00	160.00	86.50	73.50	
PT	3202	840915	08-Feb-19	10790.00	8985.00	10498.00	292.00	146.00	146.00	
PT	3203	840916	08-Feb-19	20331.00	17277.00	20193.00	138.00	309.00	-171.00	
PT	3204	840917	08-Feb-19	34475.00	29185.00	34115.00	360.00	225.00	135.00	
PT	3300	840973	08-Feb-19	2669.50	2441.90	2469.00	200.50	241.10	-40.60	
PT	3301	840974	08-Feb-19	4131.00	2974.80	3907.00	224.00	387.40	-163.40	
PT	3302	840975	08-Feb-19	10912.00	8369.40	10542.00	370.00	43.20	326.80	
PT	3303	840976	08-Feb-19	19371.00	16608.40	19191.00	180.00	114.00	66.00	
PT	3304	840977	08-Feb-19	35065.00	28372.00	34690.00	375.00	100.00	275.00	
PT	3400	894398	28-Mar-19	3026.50	2449.25	3026.50	0.00	0.00	0.00	

PT	3401	894399	28-Mar-19	5411.00	5026.00	5411.00	0.00	0.00	0.00	
PT	3402	894400	28-Mar-19	12482.00	10845.00	12482.00	0.00	0.00	0.00	
PT	3403	894401	28-Mar-19	22002.00	18940.50	22002.00	0.00	0.00	0.00	
PT	3404	894402	28-Mar-19	36960.00	31670.00	36960.00	0.00	0.00	0.00	
PT	3410	1322492	01-Jan-20	3485.00	2987.50	3225.50	259.50	210.50	49.00	
PT	3411	1322493	01-Jan-20	6505.00	5456.50	6085.00	420.00	279.00	141.00	
PT	3412	1322494	01-Jan-20	13792.00	11482.00	12742.00	1050.00	540.00	510.00	
PT	3413	1322495	01-Jan-20	21756.00	18652.50	20808.00	948.00	862.50	85.50	
PT	3414	1322496	01-Jan-20	35960.00	30850.00	34540.00	1420.00	1030.00	390.00	
PT	3500	1221305	20-Nov-19	3464.50	3001.75	3428.00	36.50	5.00	31.50	
PT	3501	1221306	20-Nov-19	6382.00	5126.00	6357.00	25.00	7.50	17.50	
PT	3502	1221307	20-Nov-19	13784.00	11982.00	13694.00	90.00	106.00	-16.00	
PT	3503	1221308	20-Nov-19	21351.00	18448.50	21309.00	42.00	4.50	37.50	
PT	3504	1221309	20-Nov-19	36080.00	31170.00	35950.00	130.00	155.00	-25.00	
PT	3600	875497	02-Mar-19	3491.00	2919.00	3447.00	44.00	73.25	-29.25	
PT	3601	875498	02-Mar-19	5693.00	4919.50	5582.00	111.00	113.00	-2.00	
PT	3602	875499	02-Mar-19	13426.00	11580.00	13070.00	356.00	216.00	140.00	
PT	3603	875500	02-Mar-19	21489.00	18374.50	21387.00	102.00	174.00	-72.00	
PT	3604	875501	02-Mar-19	36970.00	31048.00	36575.00	395.00	160.00	235.00	
PT	3700	968348	31-May-19	3069.50	2529.00	2980.50	89.00	42.40	46.60	
PT	3701	968349	31-May-19	5289.00	4422.40	5246.00	43.00	25.90	17.10	
PT	3702	968350	31-May-19	14008.00	12251.60	13844.00	164.00	45.80	118.20	
PT	3703	968351	31-May-19	20619.00	18017.80	20619.00	0.00	0.00	0.00	
PT	3704	968352	31-May-19	32595.00	27812.00	32350.00	245.00	173.50	71.50	

PT	3800	1073139	31-Jul-19	3385.50	2889.75	3157.00	228.50	305.45	-76.95	
PT	3801	1073140	31-Jul-19	6706.00	5593.10	6704.00	2.00	0.30	1.70	
PT	3802	1073141	31-Jul-19	14320.00	11863.80	14198.00	122.00	20.60	101.40	
PT	3803	1073142	31-Jul-19	21105.00	18369.40	21081.00	24.00	3.90	20.10	
PT	3804	1073143	31-Jul-19	36355.00	30998.50	36215.00	140.00	21.00	119.00	
PT	3900	1090165	27-Aug-19	3672.50	3157.50	3596.50	76.00	77.75	-1.75	
PT	3901	1090166	27-Aug-19	6515.00	5505.00	6346.00	169.00	232.00	-63.00	
PT	3902	1090167	27-Aug-19	12902.00	11146.00	12472.00	430.00	275.00	155.00	
PT	3903	1090168	27-Aug-19	21147.00	17880.00	20826.00	321.00	226.50	94.50	
PT	3904	1090169	27-Aug-19	36175.00	30045.00	36110.00	65.00	27.50	37.50	
PT	4000	840989	08-Feb-19	1760.75	1515.00	1688.25	72.50	56.25	16.25	
PT	4001	840991	08-Feb-19	5563.00	4965.00	5398.00	165.00	48.00	117.00	
PT	4002	840992	08-Feb-19	10780.00	9004.00	10386.00	394.00	808.00	-414.00	
PT	4003	840994	08-Feb-19	17740.00	13460.00	14455.00	3285.00	2350.00	935.00	
PT	4004	840990	08-Feb-19	3481.00	3034.00	3438.50	42.50	27.00	15.50	
PT	4005	840993	08-Feb-19	19866.00	16371.00	19557.00	309.00	189.00	120.00	
PT	4100	1133147	24-Sep-19	3326.50	2888.00	3139.00	187.50	158.00	29.50	
PT	4101	1133148	24-Sep-19	5169.00	4625.50	5143.00	26.00	46.00	-20.00	
PT	4102	1133149	24-Sep-19	12146.00	10223.00	11858.00	288.00	196.00	92.00	
PT	4103	1133150	24-Sep-19	19446.00	17173.00	19401.00	45.00	18.00	27.00	
PT	4104	1133151	24-Sep-19	31520.00	26680.50	30765.00	755.00	602.50	152.50	
PT	4200	1359086	11-Jan-20	3685.00	3162.60	3663.00	22.00	19.90	2.10	
PT	4201	1359087	11-Jan-20	6816.00	5878.40	6749.00	67.00	34.50	32.50	
PT	4202	1359088	11-Jan-20	14460.00	12161.20	14400.00	60.00	44.00	16.00	

PT	4203	1359089	11-Jan-20	21936.00	18904.00	21909.00	27.00	12.00	15.00	
PT	4204	1359090	11-Jan-20	36845.00	31238.50	36770.00	75.00	48.00	27.00	
PT	4500	1413806	05-Feb-20	3647.00	3163.00	3577.50	69.50	22.50	47.00	
PT	4501	1413807	05-Feb-20	6826.00	5957.00	6787.00	39.00	16.00	23.00	
PT	4502	1413808	05-Feb-20	13854.00	12236.00	13556.00	298.00	132.00	166.00	
PT	4503	1413809	05-Feb-20	20052.00	16221.00	19947.00	105.00	24.00	81.00	
PT	4504	1413810	05-Feb-20	36770.00	31601.00	36305.00	465.00	450.00	15.00	
PT	4600S	1470445	05-Mar-20	3686.50	3165.25	3560.50	126.00	73.00	53.00	
PT	4600X	1470446	05-Mar-20	1560.00	1347.50	1555.50	4.50	1.00	3.50	
PT	4601S	1470447	05-Mar-20	7269.00	6225.50	7205.00	64.00	33.50	30.50	
PT	4601X	1470448	05-Mar-20	2733.00	2535.00	2660.00	73.00	221.00	-148.00	
PT	4602S	1470449	05-Mar-20	14582.00	12453.00	14472.00	110.00	64.00	46.00	
PT	4602X	1470450	05-Mar-20	6218.00	5247.00	6060.00	158.00	78.00	80.00	
PT	4603S	1470451	05-Mar-20	21750.00	18557.50	21714.00	36.00	9.00	27.00	
PT	4603X	1470452	05-Mar-20	9294.00	8195.00	9183.00	111.00	21.00	90.00	
PT	4604S	1470453	05-Mar-20	37200.00	31803.00	37110.00	90.00	32.50	57.50	
PT	4604X	1470454	05-Mar-20	14865.00	12159.00	14790.00	75.00	0.00	75.00	
PT	4700	1656756	01-Jul-20	3626.50	3107.00	3473.00	153.50	72.25	81.25	
PT	4701	1656757	01-Jul-20	6781.00	5960.50	6392.00	389.00	349.00	40.00	
PT	4702	1656758	01-Jul-20	14406.00	12070.00	13520.00	886.00	849.00	37.00	
PT	4703	1656759	01-Jul-20	21909.00	18856.00	21420.00	489.00	438.00	51.00	
PT	4704	1656760	01-Jul-20	37150.00	31615.50	36315.00	835.00	390.00	445.00	
PT	4900	1724240	11-Aug-20	3750.00	3187.50	3656.50	93.50	35.25	58.25	
PT	4901	1724241	11-Aug-20	7500.00	6375.00	7033.00	467.00	266.00	201.00	

PT	4902	1724242	11-Aug-20	15000.00	12750.00	13198.00	1802.00	1939.00	-137.00	
PT	4903	1724243	11-Aug-20	22500.00	19124.50	21633.00	867.00	516.00	351.00	
PT	4904	1724244	11-Aug-20	37500.00	31875.00	36305.00	1195.00	417.50	777.50	
PT	5000	840918	08-Feb-19	1710.00	1496.25	1660.50	49.50	27.00	22.50	
PT	5001	840920	08-Feb-19	6483.00	5775.00	6323.00	160.00	168.00	-8.00	
PT	5002	840921	08-Feb-19	13710.00	11628.00	13246.00	464.00	392.00	72.00	
PT	5003	840923	08-Feb-19	36200.00	30760.00	36090.00	110.00	30.00	80.00	
PT	5004	840919	08-Feb-19	3513.00	3112.50	3450.00	63.00	210.00	-147.00	
PT	5005	840922	08-Feb-19	20802.00	18123.00	20643.00	159.00	45.00	114.00	
PT	6000	840946	08-Feb-19	1723.50	1319.90	1723.50	0.00	0.00	0.00	
PT	6001	840948	08-Feb-19	5087.00	4052.00	5087.00	0.00	0.00	0.00	
PT	6002	840949	08-Feb-19	13074.00	10870.00	13074.00	0.00	0.00	0.00	
PT	6003	840951	08-Feb-19	36675.00	31418.00	36675.00	0.00	0.00	0.00	
PT	6004	840947	08-Feb-19	3338.50	2881.50	3338.50	0.00	0.00	0.00	
PT	6005	840950	08-Feb-19	21747.00	18604.00	21747.00	0.00	0.00	0.00	
PT	6010	1317010	31-Dec-19	1770.25	1537.75	1715.50	54.75	21.40	33.35	
PT	6011	1317012	31-Dec-19	6946.00	5908.00	6821.00	125.00	122.50	2.50	
PT	6012	1317013	31-Dec-19	14104.00	11567.00	13800.00	304.00	238.00	66.00	
PT	6013	1317015	31-Dec-19	36540.00	31018.00	36510.00	30.00	0.00	30.00	
PT	6014	1317011	31-Dec-19	3704.50	3156.00	3648.50	56.00	20.75	35.25	
PT	6015	1317014	31-Dec-19	21753.00	18733.00	21705.00	48.00	12.00	36.00	
PT	6111X	1611747	25-Jun-20	3201.00	2852.00	3160.00	41.00	37.00	4.00	
PT	6112X	1611748	25-Jun-20	6300.00	5123.00	6196.00	104.00	64.00	40.00	
PT	6113X	1611750	25-Jun-20	16695.00	14174.00	16575.00	120.00	35.00	85.00	

PT	6115X	1611749	25-Jun-20	9618.00	8240.00	9549.00	69.00	96.00	-27.00	
PT	6201X	1607155	25-Jun-20	3499.00	2975.00	3483.00	16.00	0.00	16.00	
PT	6202X	1607156	25-Jun-20	6952.00	5949.00	6892.00	60.00	6.00	54.00	
PT	6203X	1607157	25-Jun-20	10431.00	8909.00	10431.00	0.00	0.00	0.00	
PT	6204X	1607158	25-Jun-20	17450.00	14874.00	17435.00	15.00	0.00	15.00	
PT	9000	840907	08-Feb-19	1678.50	1430.85	1678.50	0.00	0.00	0.00	
PT	9001	840908	08-Feb-19	3382.00	2885.25	3382.00	0.00	0.00	0.00	
PT	9002	840909	08-Feb-19	5174.00	4608.50	5174.00	0.00	0.00	0.00	
PT	9003	840910	08-Feb-19	13300.00	11638.00	13300.00	0.00	0.00	0.00	
PT	9004	840911	08-Feb-19	19869.00	16278.50	19869.00	0.00	0.00	0.00	
PT	9005	840912	08-Feb-19	35525.00	30775.50	35525.00	0.00	0.00	0.00	
PT	9010	1310796	31-Dec-19	1841.25	1559.40	1809.00	32.25	31.85	0.40	
PT	9011	1310797	31-Dec-19	3645.00	3063.50	3607.50	37.50	8.00	29.50	
PT	9012	1310798	31-Dec-19	6804.00	5744.00	6672.00	132.00	52.00	80.00	
PT	9013	1310799	31-Dec-19	13542.00	11449.00	13220.00	322.00	221.00	101.00	
PT	9014	1310800	31-Dec-19	19773.00	16799.50	19713.00	60.00	67.50	-7.50	
PT	9015	1310801	31-Dec-19	36330.00	29611.50	36035.00	295.00	127.50	167.50	
Total				3584086.75	3049316.50	3526385.50	57701.25	45389.85	12311.40	

LG846 Physical Inventory/Pull-Tabs, Tipboards, and/or Paddletickets Monthly Report
☒ Pull-Tabs
☐ Tipboards
☐ Paddletickets

Organization Name:

License/Premises Permit Number:

BURNSVILLE HOCKEY CLUB

#04433-015

Site Name:

Month/Year:

Clive's

August/2020

Column 1	Column 2	Column 3	Column 4	Column 5
Manuf. ID	Form (part) Number	Name of Game	Serial Number	Actual Game Cost (do not include sales tax, 1.7% tax, or freight)
AG	CNA402	Cherry Poppin	6920045	48.60
AG	CNA402	Cherry Poppin	6920041	48.60
AN	32385-MN	Bananas	6X74437	48.27
TP	7565A-MN	Crabby Hour	6W59614	57.13
AI	XF04-MN	Boose Cruise	7A63725	57.11
AG	SKVM175	SKol Vikes	6625423	57.28
AG	55HV175	Star Spankled Heroes	7096071	57.28
AG	PAVU182B	Puttin Around	7046972	57.28
AI	1565-MN	Purple Power	7A58924	57.11
AN	3314F-MN	Grizzly Gold	6W87621	48.45
AN	3304F-MN	Betcha Bottom Dollar	6W87594	48.45
AN	3296F-MN	Bomba Squad	6W86415	48.45
TP	43446-MN	Hogs	6V86399	48.45
AN	3356F-MN	Hook Up	6X63595	58.58
AN	3286F-MN	Diamonds	6X46850	58.58
AG	777NB	Big Bar	7049977	64.20
AG	CNA402	Cherry Poppin	6919707	48.60
AG	CNA402	Cherry Poppin	6919706	48.60
AG	BREW474	SKolsch	7072976	48.17
AI	XF17-MN	Tug Life	7A63421	57.11
AN	3286F-MN	Got Diamonds	6X46870	58.58
AN	3324F-MN	Howling Wolf	6W87543	48.45

Signature of person verifying physical inventory (may not be the person who maintains the perpetual inventory):

TOTAL:

1173.33

Brenda Dawson

Date Taken:

9-1-20

BURNSVILLE HOCKEY CLUB 04433	
DATE: 8-20-20	
LOCATION: Clive's	SITE #: 04433-015
SERIAL NUMBER	AMOUNT
706736	1198 00
6800341	808 00
TOTAL	2006 00

BURNSVILLE HOCKEY CLUB 04433	
DATE: 8-26-20	
LOCATION: Clive's	SITE #: 04433-015
SERIAL NUMBER	AMOUNT
7A40593	889 00
7063635	204 00
6W59796	1266 00
7064714	1248 00
TOTAL	579 00

BURNSVILLE HOCKEY CLUB 04433	
DATE: 8-24-20	
LOCATION: Clive's	SITE #: 04433-015
SERIAL NUMBER	AMOUNT
6800335	740 00
6T75797	1058 00
6647156	106 00
6922330	554 00
7067359	852 00
6Y22375	780 00
TOTAL	

BURNSVILLE HOCKEY CLUB 04433	
DATE: 8-27-20	
LOCATION: Clive's	SITE #: 04433-015
SERIAL NUMBER	AMOUNT
6X68957	604 00
7063633	414 00
7063636	224 00
6T63163	406 00
7049965	525 00
6Y22313	1346 00
TOTAL	1827 00

BURNSVILLE HOCKEY CLUB 04433	
DATE:	
LOCATION: Clive's	SITE #: 04433-015
SERIAL NUMBER	AMOUNT
6X63369	320 00
6500191	208 00
TOTAL	4618 00

BURNSVILLE HOCKEY CLUB 04433	
DATE:	
LOCATION: Clive's	SITE #: 04433-015
SERIAL NUMBER	AMOUNT
TOTAL	

BURNSVILLE HOCKEY CLUB 04433		
DATE: 8-31-20		
LOCATION: Clive's	SITE #: 04433-015	
SERIAL NUMBER	AMOUNT	
70641088	348	00
6781902	129	00
7A31967	768	00
7A58766	186	00
6W59893	224	00
6W59927	338	00
TOTAL		

BURNSVILLE HOCKEY CLUB 04433		
DATE:		
LOCATION: Clive's	SITE #: 04433-015	
SERIAL NUMBER	AMOUNT	
6V86579	1100	00
6798359	618	00
6653794	756	00
6V88916	1281	00
6798352	2244	00
TOTAL	3302	00

BURNSVILLE HOCKEY CLUB 04433		
DATE: 9-1-20		
LOCATION: Clive's	SITE #: 04433-015	
SERIAL NUMBER	AMOUNT	
6948219	154	00
6W63970	630	00
TOTAL	784	00

BURNSVILLE HOCKEY CLUB 04433		
DATE:		
LOCATION: Clive's	SITE #: 04433-015	
SERIAL NUMBER	AMOUNT	
TOTAL		

BURNSVILLE HOCKEY CLUB 04433		
DATE:		
LOCATION: Clive's	SITE #: 04433-015	
SERIAL NUMBER	AMOUNT	
TOTAL		

BURNSVILLE HOCKEY CLUB 04433		
DATE:		
LOCATION: Clive's	SITE #: 04433-015	
SERIAL NUMBER	AMOUNT	
TOTAL		

BURNSVILLE HOCKEY CLUB 04433	
DATE: 8-3-20	
LOCATION: Clive's	SITE #: 04433-015
SERIAL NUMBER	AMOUNT
6947877	754 00
6959905	582 00
6910567	658 00
6919555	810 00
TOTAL 2804 00	

BURNSVILLE HOCKEY CLUB 04433	
DATE: 8-10-20	
LOCATION: Clive's	SITE #: 04433-015
SERIAL NUMBER	AMOUNT
6W40469	335 00
6920539	<128 007
6W87311	1544 80
6X44906	620 00
TOTAL 2371 00	

BURNSVILLE HOCKEY CLUB 04433	
DATE: 8-5-20	
LOCATION: Clive's	SITE #: 04433-015
SERIAL NUMBER	AMOUNT
6W87582	826 00
6W59912	98 00
6Z61383	1003 00
2049935	358 00
6920551	414 00
TOTAL 5,936 00	

BURNSVILLE HOCKEY CLUB 04433	
DATE: 8-10-20	
LOCATION: Clive's	SITE #: 04433-015
SERIAL NUMBER	AMOUNT
6724269	122 00
6V87178	609 00
6920543	188 00
6791612	634 00
6850965	790 00
6W15856	1374 00
TOTAL	

BURNSVILLE HOCKEY CLUB 04433	
DATE: 8-6-20	
LOCATION: Clive's	SITE #: 04433-015
SERIAL NUMBER	AMOUNT
6920457	668 00
6500194	800 00
6920554	444 00
TOTAL 1912 00	

BURNSVILLE HOCKEY CLUB 04433	
DATE:	
LOCATION: Clive's	SITE #: 04433-015
SERIAL NUMBER	AMOUNT
7A32106	1242 00
TOTAL 1727 00	

BURNSVILLE HOCKEY CLUB 04433	
DATE: 8-11-20	
LOCATION: Clive's	SITE #: 04433-015
SERIAL NUMBER	AMOUNT
6087474	1160 00
6796124	812 00
7049959	2945 00
TOTAL	4,917 00

BURNSVILLE HOCKEY CLUB 04433	
DATE: 8-18-20	
LOCATION: Clive's	SITE #: 04433-015
SERIAL NUMBER	AMOUNT
6800328	788 00
6464076	(714 00)
TOTAL	74 00

BURNSVILLE HOCKEY CLUB 04433	
DATE: 8-13-20	
LOCATION: Clive's	SITE #: 04433-015
SERIAL NUMBER	AMOUNT
6659817	1602 00
6948042	206 00
TOTAL	368 00

BURNSVILLE HOCKEY CLUB 04433	
DATE: 8-19-20	
LOCATION: Clive's	SITE #: 04433-015
SERIAL NUMBER	AMOUNT
6724370	136 00
7A31964	972 00
6799465	1114 00
TOTAL	1950 00

BURNSVILLE HOCKEY CLUB 04433	
DATE: 8-17	
LOCATION: Clive's	SITE #: 04433-015
SERIAL NUMBER	AMOUNT
8634332	220 00
7046212	579 00
6796309	480 00
6796114	20 00
6920555	520 00
66286588	582 00
TOTAL	

BURNSVILLE HOCKEY CLUB 04433	
DATE:	
LOCATION: Clive's	SITE #: 04433-015
SERIAL NUMBER	AMOUNT
66287563	1076 00
66259836	440 00
6722404	1134 00
6796125	230 00
TOTAL	3553 00

OLD NATIONAL BANK

TlrDDDepCom Receipt DEPOSIT

Transaction Date: 8/3/2020 11:45

Posting Date: 8/3/2020

*****3664 \$2,804.00

638 0002 2590 61

Banking.Anytime.Anywhere.
With ONB Mobile.
Learn more at onb247.com.

OLD NATIONAL BANK

TlrDDDepCom Receipt DEPOSIT

Transaction Date: 8/5/2020 09:57

Posting Date: 8/5/2020

*****3664 \$5,936.00

638 0002 2590 20

Banking.Anytime.Anywhere.
With ONB Mobile.
Learn more at onb247.com.

OLD NATIONAL BANK

TlrDDDepCom Receipt DEPOSIT

Transaction Date: 8/6/2020 14:04

Posting Date: 8/6/2020

*****3664 \$1,912.00

638 0002 2590 40

Banking.Anytime.Anywhere.
With ONB Mobile.
Learn more at onb247.com.

OLD NATIONAL BANK

TlrDDDepCom Receipt DEPOSIT

Transaction Date: 8/10/2020 11:41

Posting Date: 8/10/2020

*****3664 \$1,727.00

638 0002 2590 62

Banking.Anytime.Anywhere.
With ONB Mobile.
Learn more at onb247.com.

OLD NATIONAL BANK

TlrDDDepCom Receipt DEPOSIT

Transaction Date: 8/10/2020 15:16

Posting Date: 8/10/2020

*****3664 \$2,371.00

638 0002 2590 144

Banking.Anytime.Anywhere.
With ONB Mobile.
Learn more at onb247.com.

Clive's - PT

OLD NATIONAL BANK

TlrDDDepCom Receipt DEPOSIT

Transaction Date: 8/11/2020 09:31

Posting Date: 8/11/2020

*****3664 \$4,917.00

669 0008 2924 17

Banking.Anytime.Anywhere.
With ONB Mobile.
Learn more at onb247.com.

OLD NATIONAL BANK

TlrDDDepCom Receipt DEPOSIT
Transaction Date: 8/13/2020 10:31
Posting Date: 8/13/2020
*****3664 \$368.00
638 0003 2685 3

Banking.Anytime.Anywhere.
With ONB Mobile.
Learn more at onb247.com.

OLD NATIONAL BANK

TlrDDDepCom Receipt DEPOSIT
Transaction Date: 8/17/2020 10:27
Posting Date: 8/17/2020
*****3664 \$3,553.00
638 0008 3136 4

Banking.Anytime.Anywhere.
With ONB Mobile.
Learn more at onb247.com.

Clives - P1

OLD NATIONAL BANK

TlrDDDepCom Receipt DEPOSIT
Transaction Date: 8/18/2020 10:35
Posting Date: 8/18/2020
*****3664 \$74.00
669 0006 3078 3

Banking.Anytime.Anywhere.
With ONB Mobile.
Learn more at onb247.com.

OLD NATIONAL BANK

TlrDDDepCom Receipt DEPOSIT
Transaction Date: 8/19/2020 12:14
Posting Date: 8/19/2020
*****3664 \$1,950.00
638 0008 3136 8

Banking.Anytime.Anywhere.
With ONB Mobile.
Learn more at onb247.com.

OLD NATIONAL BANK

TlrDDDepCom Receipt DEPOSIT
Transaction Date: 8/20/2020 11:02
Posting Date: 8/20/2020
*****3664 \$2,006.00
638 0002 2590 22

Banking.Anytime.Anywhere.
With ONB Mobile.
Learn more at onb247.com.

OLD NATIONAL BANK

TlrDDDepCom Receipt DEPOSIT
Transaction Date: 8/24/2020 11:43
Posting Date: 8/24/2020
*****3664 \$4,618.00
638 0005 2640 74

Banking.Anytime.Anywhere.
With ONB Mobile.
Learn more at onb247.com.

OLD NATIONAL BANK
TlrDDDepCom Receipt DEPOSIT
Transaction Date: 8/26/2020 11:10
Posting Date: 8/26/2020
*****3664 \$579.00
638 0003 2685 4
Banking.Anytime.Anywhere.
With ONB Mobile.
Learn more at onb247.com.

OLD NATIONAL BANK
TlrDDDepCom Receipt DEPOSIT
Transaction Date: 8/27/2020 10:57
Posting Date: 8/27/2020
*****3664 \$1,827.00
638 0004 2591 2
Banking.Anytime.Anywhere.
With ONB Mobile.
Learn more at onb247.com.

OLD NATIONAL BANK
TlrDDDepCom Receipt DEPOSIT
Transaction Date: 8/31/2020 12:01
Posting Date: 8/31/2020
*****3664 \$3,302.00
638 0008 2929 50
Banking.Anytime.Anywhere.
With ONB Mobile.
Learn more at onb247.com.

August
Cive's - PT
OLD NATIONAL BANK
TlrDDDepCom Receipt DEPOSIT
Transaction Date: 9/1/2020 09:50
Posting Date: 9/1/2020
*****3664 \$784.00
669 0006 3078 5
Banking.Anytime.Anywhere.
With ONB Mobile.
Learn more at onb247.com.

LG861e Daily Cash Bank Accounting for Electronic Pull-Tabs and Electronic Linked Bingo (Page 2 of 2)

(5/16)

Start a new sheet at the beginning of each month. Complete one line for each day of electronic game activity.

Organization Name: BHC License and Premises Permit Number: 04433-015
 Site Name: Olives Month/Year: Aug 12020 Starting Cash Bank Amount: 2,000

TRACKING OF CASH DRAWER AMOUNT					ADJUSTMENTS FOR DEPOSITS & REIMBURSEMENTS				CASH LONG OR (SHORT)	
A	B	C	D	E	F	G	H	I	J	K
Date	Amount in cash drawer at start of business day	Seller's Initials	Amount in cash drawer at end of business day	Seller's Initials	Change to cash drawer amount (Col. D minus Col. B)	Amount removed from cash drawer for deposit*	Amount added to reimburse for negative receipts**	Cash from game proceeds (Col. F plus Col. H minus Col. I)	Daily net from POS report***	Cash long or (short) (Col. J minus Col. K)
8-1	2000	SA	3280	SA	+	-	=	=	7280	
8-1	3280	TW	3280	TW	+	-	=	=		
8-2	3280	SA	4460	SA	+	-	=	=	1180	
8-2	4460	TW	4460	TW	+	-	=	=		
8-3	4460	ALC	4460	ALC	+	-	=	=		
8-4	4460	SA	4140	SA	+	-	=	=	180	
8-4	4040	ALC	6435	ALC	+	3435	=	=	1848	
8-5	3053	SA	3293	SA	+	-	=	=	240	
8-5	3293	IB	3293	IB	+	-	=	=		
8-6	3293	BD	3530	BD	+	-	=	=	237	
8-6	3530	XC	3830	XC	+	-	=	=	4300	-40
8-7	3830	ALC	3978	ALC	+	-	=	=	148	
8-7	3978	XC	4118	XC	+	-	=	=	140	-15
8-8	4118	ALC	4298	ALC	+	-	=	=	180	
8-8	4298	MB	5272	MB	+	-	=	=	1974	
8-9	5272	d.t.	5272	d.t.	+	-	=	=		

* Do not deposit receipts from the current day's activity. The amount deposited should equal the combined amount(s) in Column I for one or more previous days.

** If the drawer is reimbursed for negative receipts, reimburse the amount needed to bring the drawer back to the original starting cash bank amount. At month-end, if the amount in Column D is less than the starting cash bank amount, enter the difference as an "unreimbursed starting cash bank amount" on the LG100A, Line 26.

*** The "Daily net from POS report" is the difference between the value of game credits purchased and the value of game credits redeemed at the site for that day. This number may be called the "Combined Net" or "Total Net" on your POS (point-of-sale) system.

Total cash long or (short) from this page:	
Total cash long or (short) from page 1:	
Monthly total cash long or (short):	

LG861e Daily Cash Bank Accounting for Electronic Pull-Tabs and Electronic Linked Bingo (Page 1 of 2)

(5/16)

Start a new sheet at the beginning of each month. Complete one line for each day of electronic game activity.

Organization Name: BHC License and Premises Permit Number: 04433-015

Site Name: Olives Month/Year: Aug/2020 Starting Cash Bank Amount: 2,000

TRACKING OF CASH DRAWER AMOUNT				ADJUSTMENTS FOR DEPOSITS & REIMBURSEMENTS				CASH LONG OR (SHORT)		
A	B	C	D	E	F	G	H	I	J	K
Date	Amount in cash drawer at start of business day	Seller's Initials	Amount in cash drawer at end of business day	Seller's Initials	Increase or (decrease) to cash drawer amount (Col. D minus Col. B)	Amount removed from cash drawer for deposit*	Amount added to reimburse for negative receipts**	Cash from game proceeds (Col. F plus Col. G minus Col. H)	Daily net from POS report***	Cash long or (short) (Col. I minus Col. J)
8-9	5272	tw	5772		+	3172	-	=		
8-10	2000	AL	2000	AL	+		-	=		
8-11	2000	SA	2000	SA	+		-	=		
8-11	2000	AL	2500	AL	+		-	=	+500	
8-12	2500	BD	2500	BD	+		-	=		
8-12	2500	LB	2622		+		-	=	+122	
8-13	2622	SA	2742	SA	+		-	=	+120	
8-13	2742	AL	3472	AL	+		-	=	+730	
8-14	3472	AL	3472	AL	+		-	=		
8-14	3472	AL	3472	AL	+		-	=		
8-15	3472	MD	3827	MD	+		-	=	+355	
8-16	3827	AL	3952	AL	+		-	=	+155	
8-17	3952	MD	4079	MD	+		-	=	+97	
8-17	4079	AL	4944	AL	+		-	=	+115	
8-18	4944	SA	4944	SA	+		-	=		
Total cash long or (short) from this page:										

* Do not deposit receipts from the current day's activity. The amount deposited should equal the combined amount(s) in Column I for one or more previous days.

** If the drawer is reimbursed for negative receipts, reimburse the amount needed to bring the drawer back to the original starting cash bank amount. At month-end, if the amount in Column D is less than the starting cash bank amount, enter the difference as an unreimbursed starting cash bank amount on the LG100A, Line 26.

*** The "Daily net from POS report" is the difference between the value of game credits purchased and the value of game credits redeemed at the site for that day. This number may be called the "Combined Net" or "Total Net" on your POS (point-of-sale) system.

LG861e Daily Cash Bank Accounting for Electronic Pull-Tabs and Electronic Linked Bingo (Page 1 of 2)

Start a new sheet at the beginning of each month. Complete one line for each day of electronic game activity.

(5/16)

TRACKING OF CASH DRAWER AMOUNT					ADJUSTMENTS FOR DEPOSITS & REIMBURSEMENTS				CASH LONG OR (SHORT)	
A	B	C	D	E	F	G	H	I	J	K
Date	Amount in cash drawer at start of business day	Seller's Initials	Amount in cash drawer at end of business day	Seller's Initials	Increase or (decrease) to cash drawer amount (Col. D minus Col. B)	Amount removed from cash drawer for deposit*	Amount added to reimburse for negative receipts**	Cash from game proceeds (Col. F plus Col. G minus Col. H)	Daily net from POS report***	Cash long or (short) (Col. I minus Col. J)
8-18	4194	BD	4194	BD	+	-	=			
8-19	4194	MP	4065	MP	+	-	=		471	
8-20	2665	SA	2665	SA	+	2000	=			
8-20	2665	WC	2665	WC	+	-	=			
8-21	2665	AG	2825	AG	+	-	=		+160	
8-21	2825	WC	2950	WC	+	-	=		+225	
8-22	2950	AG	2950	AG	+	-	=			
8-22	2950	MO	3070	MO	+	-	=		+120	
8-23	3070	JT	3070	JT	+	-	=			
8-23	3070	TW	3070	TW	+	-	=			
8-24	3070	AG	3310	AG	+	-	=		+240	
8-25	3310	SA	3755	SA	+	-	=		+445	
8-25	3755	BD	3810	BD	+	-	=			
8-26	3810	SA	3810	SA	+	-	=			
8-26	3810	BD	3810	BD	+	-	=			
Total cash deposited should equal the combined amount(s) in Column I for one or more previous days.									Total cash long or (short) from this page:	

* Do not deposit receipts from the current day's activity. The amount deposited should equal the combined amount(s) in Column I for one or more previous days.

** If the drawer is reimbursed for negative receipts, reimburse the amount needed to bring the drawer back to the original starting cash bank amount. At month-end, if the amount in Column D is less than the starting cash bank amount, enter the difference as an "unreimbursed starting cash bank amount" on the LG100A, Line 26.

***The "Daily net from POS report" is the difference between the value of game credits purchased and the value of game credits redeemed at the site for that day. This number may be called the "Combined Net" or "Total Net" on your POS (point-of-sale) system.

LG861e Daily Cash Bank Accounting for Electronic Pull-Tabs and Electronic Linked Bingo (Page 2 of 2)

Start a new sheet at the beginning of each month. Complete one line for each day of electronic game activity.

(5/16)

[illegible]

[illegible]

e tabs
8/1 - 8/4

OLD NATIONAL BANK
TlrDDDepCom Receipt DEPOSIT
Transaction Date: 8/5/2020 09:56
Posting Date: 8/5/2020
*****3664 \$3,435.00
638 0002 2590 19
Banking.Anytime.Anywhere.
With ONB Mobile.
Learn more at onb247.com.

8/5 - 8/9

e tabs
BP

OLD NATIONAL BANK
TlrDDDepCom Receipt DEPOSIT
Transaction Date: 8/10/2020 11:40
Posting Date: 8/10/2020
*****3664 \$3,772.00
638 0002 2590 61
Banking.Anytime.Anywhere.
With ONB Mobile.
Learn more at onb247.com.


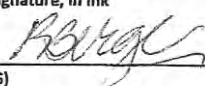
E tabs
8/10 - 8/19

OLD NATIONAL BANK
TlrDDDepCom Receipt DEPOSIT
Transaction Date: 8/20/2020 11:02
Posting Date: 8/20/2020
*****3664 \$2,000.00
638 0002 2590 21
Banking.Anytime.Anywhere.
With ONB Mobile.
Learn more at onb247.com.

Clives e Tabs
8/20 - 8/31

OLD NATIONAL BANK
TlrDDDepCom Receipt DEPOSIT
Transaction Date: 9/1/2020 09:51
Posting Date: 9/1/2020
*****3664 \$3,112.00
669 0006 3078 6
Banking.Anytime.Anywhere.
With ONB Mobile.
Learn more at onb247.com.

PRIZE RECEIPT Complete in ink. Staple winning ticket, and winning seal, if any, to prize receipt.*

Organization name	Date and time (a.m./p.m.) 8-12-20	Value of prize \$ 758. ⁰⁰
	Name of game <input type="checkbox"/> Bingo \$100+ <input checked="" type="checkbox"/> Electronic device credits \$600+ <input type="checkbox"/> *Tipboard \$100+ <input type="checkbox"/> *Paddlewheel \$100+ <input type="checkbox"/> *Paper pull-tab \$100+ <input type="checkbox"/> *Last sale prize \$20 or more <input type="checkbox"/> Bingo alternative prize \$ _____	
Site location Clives Burnsville	Game serial number ETABS	
RECEIVED BY		
Name (print) Ashley Marie Kraus		
Address 400 Echo Dr.		
City, state, zip Burnsville MN 55337		
Driver's license number or ID# from other picture identification V-8727267-562-717		DOB 12-23-84
		State 8 MN
Winner's signature, in ink 		Seller's signature, in ink 

PREPARED BY THE MINNESOTA GAMBLING CONTROL BOARD (LG0007 7/16)

LG846 Physical Inventory/Pull-Tabs, Tipboards, and/or Paddletickets Monthly Report

☒ Pull-Tabs
☐ Tipboards
☐ Paddletickets

Organization Name: Burnsville Hockey Club License/Premises Permit Number: 04433-016

Site Name: Burger Jones Month/Year: August 2020

[illegible]

Signature of person verifying physical inventory (may not be the person who maintains the perpetual inventory):

TOTAL:

~~371.68~~ 371.68

Date Taken:

8/31/20

Burger Jones August deposits

BURNSVILLE HOCKEY CLUB -- #04433		
DATE: 8-10-20		
LOCATION: Burger Jones	SITE #: 016	
SERIAL NUMBER	AMOUNT	
6017041	390	00
TOTAL	390	00

BURNSVILLE HOCKEY CLUB -- #04433		
DATE:		
LOCATION: Burger Jones	SITE #: 016	
SERIAL NUMBER	AMOUNT	
TOTAL		

BURNSVILLE HOCKEY CLUB -- #04433		
DATE: 8-18-20		
LOCATION: Burger Jones	SITE #: 016	
SERIAL NUMBER	AMOUNT	
6261253	(1,188	00)
TOTAL	(1,188	00)

BURNSVILLE HOCKEY CLUB -- #04433		
DATE:		
LOCATION: Burger Jones	SITE #: 016	
SERIAL NUMBER	AMOUNT	
TOTAL		

BURNSVILLE HOCKEY CLUB -- #04433		
DATE: 8-31-20		
LOCATION: Burger Jones	SITE #: 016	
SERIAL NUMBER	AMOUNT	
6150294	574	00
6086008	587	00
TOTAL	1,161	00

BURNSVILLE HOCKEY CLUB -- #04433		
DATE:		
LOCATION: Burger Jones	SITE #: 016	
SERIAL NUMBER	AMOUNT	
TOTAL		

Burger Jones - PT

OLD NATIONAL BANK

TlrDDDep Receipt DEPOSIT

Transaction Date: 8/10/2020 11:53

Posting Date: 8/10/2020

****3664 \$390.00

Cash Back: 0.00

669 0003 3132 32

Banking.Anytime.Anywhere.
With ONB Mobile.
Learn more at onb247.com.

Burger Jones - PT

OLD NATIONAL BANK

TlrDDDepCom Receipt DEPOSIT

Transaction Date: 8/31/2020 13:41

Posting Date: 8/31/2020

****3664 \$1,161.00

669 0004 2981 51

Banking.Anytime.Anywhere.
With ONB Mobile.
Learn more at onb247.com.

MINNESOTA LAWFUL GAMBLING

LG846 Physical Inventory/Pull-Tabs, Tipboards, and/or Paddletickets Monthly Report
☒ Pull-Tabs
☐ Tipboards
☐ Paddletickets

Organization Name: BURNSVILLE HOCKEY CLUB			License/Premises Permit Number: #04433-011	
Site Name: TIN SHED TAVERN			Month/Year: Aug. / 2020	
Column 1	Column 2	Column 3	Column 4	Column 5
Manuf. ID	Form (part) Number	Name of Game	Serial Number	Actual Game Cost (do not include sales tax, 1.7% tax, or freight)
AG	CNA402	Cherry Poppin	6799371	48.46
AG	CNA402	Cherry Poppin	6799375	48.46
AG	CNA402	Cherry Poppin	6800278	48.46
AG	CNA402	Cherry Poppin	6800350	48.46
AG	CNA402	Cherry Poppin	6800374	48.46
AG	CNA402	Cherry Poppin	6800380	48.46
AN	3309EMN	Brewing Bills	6W87475	48.32
AN	3324F-MN	Howling Wolf	6W87483	48.32
TP	69054-MN	S-Alarm	6T63478	48.32
TP	7199A-MN	River of Gold	6463852	48.32
AG	PAV175	Puttin Around	7046303	57.12
AG	REV175	Roll 'Em	7046342	57.12
TP	7345A-MN	Hear Me Pour	6V87834	56.97
AN	3309F-MN	Brewing Bills	6W87535	48.32
AN	3324F-MN	Howling Wolf	6W87513	48.32
TP	69034-MN	Jitters	6T63212	48.32
TP	69054-MN	S-Alarm	6T63408	48.32
TP	7193A-MN	Holler for Dollars	6464019	48.32
TP	7195A-MN	Breaking News	6463983	48.32
TP	6510N-MN	Macon Bacon	6T75767	48.32
Signature of person verifying physical inventory (may not be the person who maintains the perpetual inventory):			TOTAL:	993.49
			Date Taken:	9-1-20

Tin Shed August Deposits

BURNSVILLE HOCKEY CLUB 04433	
DATE: 8-3-20	
LOCATION: Clive's	SITE #: 04433-015
SERIAL NUMBER	AMOUNT
6V86394	160 00
TOTAL	160 00

BURNSVILLE HOCKEY CLUB 04433	
DATE: 8-14-20	
LOCATION: Clive's	SITE #: 04433-015
SERIAL NUMBER	AMOUNT
6W15861	314 00
6T75997	1032 00
TOTAL	1346 00

BURNSVILLE HOCKEY CLUB 04433	
DATE: 8-16-20	
LOCATION: Clive's	SITE #: 04433-015
SERIAL NUMBER	AMOUNT
6W87507	1090 00
6Y93742	162 00
6T63494	954 00
TOTAL	1382 00

BURNSVILLE HOCKEY CLUB 04433	
DATE: 8-18-20	
LOCATION: Clive's	SITE #: 04433-015
SERIAL NUMBER	AMOUNT
6V87592	141 00
6W87550	986 00
6W87564	342 00
TOTAL	1387 00

BURNSVILLE HOCKEY CLUB 04433	
DATE: 8-10-20	
LOCATION: Clive's	SITE #: 04433-015
SERIAL NUMBER	AMOUNT
6T63193	698 00
6463924	594 00
TOTAL	104 00

BURNSVILLE HOCKEY CLUB 04433	
DATE: 8-21-20	
LOCATION: Clive's	SITE #: 04433-015
SERIAL NUMBER	AMOUNT
6V88588	292 00
6463980	800 00
TOTAL	1092 00

OLD NATIONAL BANK

TlrDDDepCom Receipt DEPOSIT
Transaction Date: 8/3/2020 09:09
Posting Date: 8/3/2020
*****3664 \$160.00
638 0002 2590 2

Banking.Anytime.Anywhere.
With ONB Mobile.
Learn more at onb247.com.

OLD NATIONAL BANK

TlrDDDepCom Receipt DEPOSIT
Transaction Date: 8/6/2020 14:05
Posting Date: 8/6/2020
*****3664 \$1,882.00
638 0002 2590 41

Banking.Anytime.Anywhere.
With ONB Mobile.
Learn more at onb247.com.

OLD NATIONAL BANK

TlrDDDepCom Receipt DEPOSIT
Transaction Date: 8/10/2020 15:16
Posting Date: 8/10/2020
*****3664 \$104.00
638 0002 2590 145

Banking.Anytime.Anywhere.
With ONB Mobile.
Learn more at onb247.com.

OLD NATIONAL BANK

TlrDDDepCom Receipt DEPOSIT
Transaction Date: 8/14/2020 10:25
Posting Date: 8/14/2020
*****3664 \$1,346.00
638 0002 2590 11

Banking.Anytime.Anywhere.
With ONB Mobile.
Learn more at onb247.com. Duplicate

OLD NATIONAL BANK

TlrDDDepCom Receipt DEPOSIT
Transaction Date: 8/18/2020 12:00
Posting Date: 8/18/2020
*****3664 \$1,387.00
638 0008 3136 5

Banking.Anytime.Anywhere.
With ONB Mobile.
Learn more at onb247.com.

OLD NATIONAL BANK

TlrDDDepCom Receipt DEPOSIT
Transaction Date: 8/21/2020 09:53
Posting Date: 8/21/2020
*****3664 \$1,092.00
638 0002 2590 12

Banking.Anytime.Anywhere.
With ONB Mobile.
Learn more at onb247.com.

OLD NATIONAL BANK

TlrDDDepCom Receipt DEPOSIT

Transaction Date: 8/24/2020 15:54

Posting Date: 8/24/2020

*****3664 \$2,184.00

638 0004 2591 41

Banking.Anytime.Anywhere.
With ONB Mobile.
Learn more at onb247.com.

OLD NATIONAL BANK

TlrDDDepCom Receipt DEPOSIT

Transaction Date: 8/28/2020 12:06

Posting Date: 8/28/2020

*****3664 \$496.00

638 0002 2590 33

Banking.Anytime.Anywhere.
With ONB Mobile.
Learn more at onb247.com.

*Tim sled
August deposit*

OLD NATIONAL BANK

TlrDDDepCom Receipt DEPOSIT

Transaction Date: 8/31/2020 16:53

Posting Date: 8/31/2020

*****3664 \$2,080.00

638 0005 2596 10

Banking.Anytime.Anywhere.
With ONB Mobile.
Learn more at onb247.com.

OLD NATIONAL BANK

TlrDDDepCom Receipt DEPOSIT

Transaction Date: 9/1/2020 09:59

Posting Date: 9/1/2020

*****3664 \$612.00

638 0005 2596 3

Banking.Anytime.Anywhere.
With ONB Mobile.
Learn more at onb247.com.

LG830 Merchandise Prize Perpetual Inventory

4/16

[illegible]

Complete in ink.

Part 1 - Month End Inventory Information

Signature (in ink)	<i>[Signature]</i>	Date	13/1/20	Total (in ink)	189.998
--------------------	--------------------	------	---------	----------------	---------

Signature (in ink) _____ CEO _____ GM _____ Date _____ / _____ / _____		Total variance (in ink) *
* If the total variance exceeds \$50, mail a copy of the completed LC9003 by the 20th of the month following completion of month-end inventory records to: Gambling Control Board 1711 W. County Road B, Suite 300 South Roseville, MN 55113		

Questions? Call the Gambling Control Board at 651-639-4000. This form will be made available in alternative format (i.e. large print, Braille) upon request. If Part 2 is completed and submitted to the Board, the information on this form will become public information when received by the Board, and will be used to determine your compliance with Minnesota statutes and rules governing lawful gambling activities.

7107

Complete in ink.

Part 1 - Month End Inventory Information

Signature (in ink)

Date 8/31/20 Total (in ink) 34,8532

Description	Variance		Selling price		Total	Explanation
		X		=		
		X		=		
		X		=		
		X		=		

Total variance (in ink) ²

Signature (in ink)

CEO **GM**

Date 1 / 1 / 1

* If the total variance exceeds \$50, mail a copy of the completed LG903 by the 20th of the month following completion of month-end inventory records to:
Gambling Control Board
1711 W. County Road B, Suite 300 South
Roseville, MN 55113

Questions? Call the Gambling Control Board at 651-639-4000. This form will be made available in alternative format (i.e. large print, Braille) upon request. If Part 2 is completed and submitted to the Board, the information on this form will become public information when received by the Board, and will be used to determine your compliance with Minnesota statutes and rules governing lawful gambling activities.