

July 2020



### Monthly Gambling Documents


- ☒ Monthly State of MN Tax Return
- ☒ BHC Bank Register
- ☒ BHC Bank Register (Details)
- ☒ BHC Bank Register (Categories)
- ☒ BHC Bank Register (Reconciliation)
- ☒ BHC Bank Statement (Old National Bank)
- ☐ BHC Check Register **(No Checks Issued in July 2020)**

### Monthly Site Reports

- ☒ Clive's (eTabs)
- ☒ Clive's (Pull Tabs)
- ☒ Burger Jones (Pull Tabs)
- ☒ Tin Shed (Pull Tabs)
- ☒ Clive's (Bingo - Coach Purse)

### Other Documents

- ☒ 2020 Audit Report

Compiled By: 

Date Compiled: 14 September 2020

Lawful Gambling Monthly Tax Return

Print or Type

Organization name Burnsville Hockey Club	Federal ID number (FEIN) 41-1651968	Minnesota tax ID number 1159222	License number 04433
Address 251 Civic Center Parkway		Email address	Month/year reported 7/2020
City Burnsville	State MN	Zip code 55337	Number of Sites 3
Number of pull-tab (paper and electronic), tipboard, sports themed tipboard and paddleticket games reported on schedule B2's for the month : 96		Check all that apply: <input type="checkbox"/> Amended return <input type="checkbox"/> Filing under extension (see Instructions ) <input type="checkbox"/> No gaming activity this month <input type="checkbox"/> Final Return (see Instructions )	
This return includes (check all that apply): <input type="checkbox"/> Schedule B2 <input type="checkbox"/> Schedule NRL <input type="checkbox"/> Schedule ER <input type="checkbox"/> Form G7430 (February only)			

Gross Profit

		A	B	C
		Gross receipts	Prizes paid	Net receipts
1	Non-linked bingo.....	1	0.00	0.00
2	Raffles (if tax-exempt raffles were conducted,complete Schedule ER).....	2	0.00	0.00
3	Paddle tickets..... 0 games.....	3	0.00	0.00
4	Add lines 1 through 3.....	4	0.00	0.00
5	Interest and other income (including advertising or sponsorship income; see instructions).....	5	0.00	0.00
6	Electronic linked bingo.....	6	0.00	0.00
7	Tipboard..... 0 games.....	7	0.00	0.00
8	Paper pull-tabs..... 96 games.....	8	340125.00	289100.00
9	Electronic pull-tabs..... 0 games.....	9	40918.75	31730.35
10	Sports-themed tipboards..... 0 games.....	10	0.00	0.00
11	Add lines 4 through 10. Line 11C is your gross profits for the month.....	11	381043.75	320830.35

Tax and Fees

12	Net receipts tax (multiply line 4C by 8.5% [0.085]. If negative, enter zero).....	12	0.00
13	Combined net receipts tax (from Worksheet E, line 11).....	13	5419.00
14	Total tax before credits (add lines 12 and 13).....	14	5419.00
15	Net receipts tax credit used (from Schedule NRL, column E).....	15	0.00
16	Exempt raffle tax credit (from Schedule ER, line 4).....	16	0.00
17	Total nonrefundable credit (add lines 15 and 16).....	17	0.00
18	Subtract line 17 from line 14. If negative, enter zero.....	18	5419.00
19	Combined net receipts tax credit (from Worksheet E, line 11; if negative) .....	19	0.00
20	Monthly regulatory fee (multiply line 11a by 0.125% (.00125).....	20	476.30
21	TOTAL TAX DUE OR REFUND (add lines 18, 19 and 20).....	21	5895.30

Expenditures /Expenses	22	Lawful purpose expenditures (from LG100C) less MN DOR gaming taxes paid.....	22	0.00
	23	Total lawful purpose expenditures (add lines 21 and 22).....	23	5895.30
	24	Allowable expenses (total of all Schedule A's).....	24	19095.40
Start Bank	25	a Starting cash banks per books (total of all Schedule A's).....	25 a	9208.00
		b Unreimbursed starting cash banks (total of all Schedule A's).....	25 b	208.00
		End-of-month cash balance in starting banks (subtract line 24b from 24a).....	25	9000.00
Organization Total Net Profit				<u>28001.43</u>

Sign Here

I declare that all information on this summary and tax return is true, correct and complete.

Chief executive officer (print)		Chief executive officer signature	Date	Daytime Phone
Gambling manager		Gambling manager signature	Date	Daytime Phone
Preparer (print)	Name of firm L & S Accounting	Preparer signature	Date	Daytime Phone 952-808-0055

Mail Form G1, schedules and any required attachments to:  
Minnesota Revenue, Mail Station 3350, St. Paul, MN 55146-3350

Organization name Burnsville Hockey Club		License number 04433	Site permit number 011
Location name Tin Shed Tavern	Month/year reported 7/2020		

Gross Profits			A	B	C
			Gross receipts	Prizes paid	Net receipts
1	Paper Pull-tabs.....	21 games.....	163946.00	49450.00	14496.00
2	Electronic Pull-tabs.....	0 games.....	20.00	0.00	0.00
3	Paper Bingo.....		30.00	0.00	0.00
4	Electronic Linked Bingo.....		40.00	0.00	0.00
5	(PT) Paddletickets (using miniwheel or similar).....	0 games.....	50.00	0.00	0.00
6	(PW) Paddletickets (using paddlewheel table).....	0 games.....	60.00	0.00	0.00
7	Raffles.....		70.00	0.00	0.00
8	Tipboards.....	0 games.....	80.00	0.00	0.00
9	Sports-themed tipboards.....	0 games.....	90.00	0.00	0.00
10	Interest and other income .....		100.00		0.00
11	Add lines 1 through 10.....		1163946.00	49450.00	14496.00

Allowable Expenses					
12	Cost of gambling products paid during the month (include state and local sales tax and freight charges.....		12	1791.91	
13	Compensation and payroll taxes.....		13	192.23	
14	Penalty and interest paid on taxes.....		14	0.00	
15	Accounting services.....		15	0.00	
16	Costs for a new or renewed gambling manager's bond.....		16	0.00	
17	Local government investigation fees.....		17	0.00	
18	Rent paid for conducting lawful gambling.....		18	2686.40	
19	Electronic Pulltab Game Fees.....		19	0.00	
20	Electronic Linked Bingo Provider Fees.....		20	0.00	
21	Other miscellaneous allowable expenses not listed above.....		21	154.01	
22	Cash long or short (if cash long, put parentheses around amount).....		22	0.00	
23	Reimbursement for excess cash shortages (this is a negative amount).....		23	0.00	
24	Total allowable expenses (add lines 12 through 23).....		24	4824.55	

Cash Banks					
25	Starting cash banks per books (site records).....		25	988.00	
26	Unreimbursed starting cash banks.....		26	-12.00	
27	Total starting cash banks (subtract line 26 from line 25).....		27	1000.00	

Ending Inventory					
28	Dollar value of ending inventory on the last day of the month for this site.				
	Do not include any sales tax, freight charges or the 1.7 percent tax.....		28	776.67	

Net Profit					
29	Net profit less state taxes assessed on lawful gambling (10C - 24 - A08: Monthly State Taxes and Fees Paid... **). .....		29	9671.45	

\*\* Include taxes paid of 0.00 in the current month from previous month activity.

Recommended Tax Allocation from Current Month Activity to Apply in Following Month					
Combined Recipts Tax Allocation=	24.07 % of :	5419.00 =	1304.59		
Net Receipts Tax Allocation =	8.5 % of :	0.00 =	0.00		
Regulatory Tax Allocation =	.125 % of :	63946.00 =	79.93		
			1384.52		

Organization name Burnsville Hockey Club		License number 04433	Site permit number 015
Location name Clives Roadhouse	Month/year reported 7/2020		

Gross Profits			A	B	C
			Gross receipts	Prizes paid	Net receipts
1	Paper Pull-tabs..... 74 games.....	1	274663.00	238600.00	36063.00
2	Electronic Pull-tabs..... 0 games.....	2	40918.75	31730.35	9188.40
3	Paper Bingo.....	3	0.00	0.00	0.00
4	Electronic Linked Bingo.....	4	0.00	0.00	0.00
5	(PT) Paddletickets (using miniwheel or similar)..... 0 games.....	5	0.00	0.00	0.00
6	(PW) Paddletickets (using paddlewheel table)..... 0 games.....	6	0.00	0.00	0.00
7	Raffles.....	7	0.00	0.00	0.00
8	Tipboards..... 0 games.....	8	0.00	0.00	0.00
9	Sports-themed tipboards..... 0 games.....	9	0.00	0.00	0.00
10	Interest and other income .....	10	0.00		0.00
11	Add lines 1 through 10.....	11	315581.75	270330.35	45251.40

Allowable Expenses					
12	Cost of gambling products paid during the month (include state and local sales tax and freight charges.....	12		2663.80	
13	Compensation and payroll taxes.....	13		5574.74	
14	Penalty and interest paid on taxes.....	14		0.00	
15	Accounting services.....	15		0.00	
16	Costs for a new or renewed gambling manager's bond.....	16		0.00	
17	Local government investigation fees.....	17		0.00	
18	Rent paid for conducting lawful gambling.....	18		1548.70	
19	Electronic Pulltab Game Fees.....	19		1916.78	
20	Electronic Linked Bingo Provider Fees.....	20		0.00	
21	Other miscellaneous allowable expenses not listed above.....	21		1466.69	
22	Cash long or short (if cash long, put parentheses around amount).....	22		-74.60	
23	Reimbursement for excess cash shortages (this is a negative amount).....	23		0.00	
24	Total allowable expenses (add lines 12 through 23).....	24		13096.11	

Cash Banks					
25	Starting cash banks per books (site records).....	25		5000.00	
26	Unreimbursed starting cash banks.....	26		0.00	
27	Total starting cash banks (subtract line 26 from line 25).....	27		5000.00	

Ending Inventory					
28	Dollar value of ending inventory on the last day of the month for this site. Do not include any sales tax, freight charges or the 1.7 percent tax.....	28		2108.66	

Net Profit					
29	Net profit less state taxes assessed on lawful gambling (10C - 24 - A08: Monthly State Taxes and Fees Paid... **). .....	29		32155.29	

\*\* Include taxes paid of 0.00 in the current month from previous month activity.

Recommended Tax Allocation from Current Month Activity to Apply in Following Month

Combined Recipts Tax Allocation=	75.15 % of :	5419.00 =	4072.47
Net Receipts Tax Allocation =	8.5 % of :	0.00 =	0.00
Regulatory Tax Allocation =	.125 % of :	315581.75 =	394.48
			4466.95

Organization name Burnsville Hockey Club		License number 04433	Site permit number 016
Location name Burger Jones	Month/year reported 7/2020		

Gross Profits			A	B	C	
			Gross receipts	Prizes paid	Net receipts	
1	Paper Pull-tabs.....	1 games.....	1	1516.00	1050.00	466.00
2	Electronic Pull-tabs.....	0 games.....	2	0.00	0.00	0.00
3	Paper Bingo.....		3	0.00	0.00	0.00
4	Electronic Linked Bingo.....		4	0.00	0.00	0.00
5	(PT) Paddletickets (using miniwheel or similar).....	0 games.....	5	0.00	0.00	0.00
6	(PW) Paddletickets (using paddlewheel table).....	0 games.....	6	0.00	0.00	0.00
7	Raffles.....		7	0.00	0.00	0.00
8	Tipboards.....	0 games.....	8	0.00	0.00	0.00
9	Sports-themed tipboards.....	0 games.....	9	0.00	0.00	0.00
10	Interest and other income .....		10	0.00		0.00
11	Add lines 1 through 10.....		11	1516.00	1050.00	466.00

Allowable Expenses					
12	Cost of gambling products paid during the month (include state and local sales tax and freight charges.....		12		183.08
13	Compensation and payroll taxes.....		13		641.38
14	Penalty and interest paid on taxes.....		14		0.00
15	Accounting services.....		15		0.00
16	Costs for a new or renewed gambling manager's bond.....		16		0.00
17	Local government investigation fees.....		17		0.00
18	Rent paid for conducting lawful gambling.....		18		104.00
19	Electronic Pulltab Game Fees.....		19		0.00
20	Electronic Linked Bingo Provider Fees.....		20		0.00
21	Other miscellaneous allowable expenses not listed above.....		21		246.28
22	Cash long or short (if cash long, put parentheses around amount).....		22		0.00
23	Reimbursement for excess cash shortages (this is a negative amount).....		23		0.00
24	Total allowable expenses (add lines 12 through 23).....		24		1174.74

Cash Banks					
25	Starting cash banks per books (site records).....		25		3000.00
26	Unreimbursed starting cash banks.....		26		0.00
27	Total starting cash banks (subtract line 26 from line 25).....		27		3000.00

Ending Inventory					
28	Dollar value of ending inventory on the last day of the month for this site.				
	Do not include any sales tax, freight charges or the 1.7 percent tax.....		28		394.13

Net Profit					
29	Net profit less state taxes assessed on lawful gambling (10C - 24 - A08: Monthly State Taxes and Fees Paid... **). .....		29		-13825.31

\*\* Include taxes paid of 13116.57 in the current month from previous month activity.

Recommended Tax Allocation from Current Month Activity to Apply in Following Month

Combined Recipts Tax Allocation=	0.77 % of :	5419.00 =	41.94
Net Receipts Tax Allocation =	8.5 % of :	0.00 =	0.00
Regulatory Tax Allocation =	.125 % of :	1516.00 =	1.90
			43.84

## Schedule B2 — Lawful Gambling Report of Barcoded Games

Use this schedule to report pulltab, tipboard and paddleticket games that have been removed from play during the month. If you're reporting destroyed, fund-loss, defective or missing games, read instructions before completing.

Federal ID number 41-1651968		Minnesota tax ID 1159222	License number 04433
Name of gambling site Tin Shed Tavern		Site permit number 011	Month/year reported 7/2020
		Page 1 of 2	

Type of operation: ☐ Booth ☒ Bar-op ☐ Machine dispenser

Type of game (check one): ☒ Paper Pulltabs ☐ Electronic Pulltabs  
☐ Sports Tipboards ☐ Progressive tipboards ☐ Paddletickets ☐ Tipboards  
☐ Paddletickets (PW) ☐ Progressive pulltabs

Game status (check one):

☒ Played ☐ Destroyed with approval ☐ Reported as fund losses ☐ Defective ☐ Missing

	A Mfg ID	B Part Number	C Serial #	D Date in play	E Ideal gross receipts	F Ideal prizes	G Value of unsold tickets	H Gross receipts (E minus G)	I Value of prizes paid	J Net Receipts (H minus I)	K Cash in hands	L Cash long / (short) (K minus J)	M Date game removed
1	AN	3324F-MN	6W87593	29-Jun-20	5360.00	4200.00	2798.00	2562.00	2200.00	362.00	362.00	0.00	01-Jul-20
2	TP	6901Y-MN	6T63421	01-Jul-20	5360.00	4200.00	2354.00	3006.00	1600.00	1406.00	1406.00	0.00	01-Jul-20
3	TP	7197A-MN	6U63821	02-Jul-20	5360.00	4200.00	1988.00	3372.00	2850.00	522.00	522.00	0.00	03-Jul-20
4	IG	2065AP	8618120	29-Jun-20	3185.00	2400.00	1928.00	1257.00	1400.00	-143.00	-143.00	0.00	05-Jul-20
5	TP	43446-MN	6V26092	07-Jul-20	5360.00	4200.00	2974.00	2386.00	1000.00	1386.00	1386.00	0.00	07-Jul-20
6	TP	7195A-MN	6U63880	04-Jul-20	5360.00	4200.00	890.00	4470.00	3850.00	620.00	620.00	0.00	07-Jul-20
7	TP	7324A-MN	6V58724	05-Jul-20	3160.00	2400.00	1899.00	1261.00	700.00	561.00	561.00	0.00	07-Jul-20
8	TP	6907Y-MN	6T63234	09-Jul-20	5360.00	4200.00	2200.00	3160.00	2050.00	1110.00	1110.00	0.00	10-Jul-20
9	AN	3138F-MN	6W15775	10-Jul-20	5360.00	4200.00	2418.00	2942.00	2800.00	142.00	142.00	0.00	11-Jul-20
10	TP	6905Y-MN	6T63318	12-Jul-20	5360.00	4200.00	0.00	5360.00	4200.00	1160.00	1160.00	0.00	12-Jul-20
11	TP	6506N-MN	6T76020	12-Jul-20	5360.00	4200.00	2066.00	3294.00	2500.00	794.00	794.00	0.00	13-Jul-20

## Schedule B2 — Lawful Gambling Report of Barcoded Games

Use this schedule to report pulltab, tipboard and paddleticket games that have been removed from play during the month. If you're reporting destroyed, fund-loss, defective or missing games, read instructions before completing.

				Federal ID number 41-1651968	Minnesota tax ID 1159222	License number 04433
Name of gambling site Tin Shed Tavern				Site permit number 011	Month/year reported 7/2020	Page 2 of 2

	A Mfg ID	B Part Number	C Serial #	D Date in play	E Ideal gross receipts	F Ideal prizes	G Value of unsold tickets	H Gross receipts (E minus G)	I Value of prizes paid	J Net Receipts (H minus I)	K Cash in hands	L Cash long / (short) (K minus J)	M Date game removed
12	AN	3296F-MN	6W86433	14-Jul-20	5360.00	4200.00	2400.00	2960.00	2850.00	110.00	110.00	0.00	14-Jul-20
13	IG	2066AP	8618125	08-Jul-20	3185.00	2400.00	1674.00	1511.00	1250.00	261.00	261.00	0.00	16-Jul-20
14	TP	43446-MN	6T98818	16-Jul-20	5360.00	4200.00	2284.00	3076.00	2450.00	626.00	626.00	0.00	18-Jul-20
15	AN	3319F-MN	6W87572	19-Jul-20	5360.00	4200.00	0.00	5360.00	4200.00	1160.00	1160.00	0.00	19-Jul-20
16	TP	6899Y-MN	6T63220	17-Jul-20	5360.00	4200.00	3030.00	2330.00	1450.00	880.00	880.00	0.00	21-Jul-20
17	TP	6905Y-MN	6T63313	20-Jul-20	5360.00	4200.00	1664.00	3696.00	2550.00	1146.00	1146.00	0.00	21-Jul-20
18	TP	6510N-MN	6T75972	22-Jul-20	5360.00	4200.00	3058.00	2302.00	1900.00	402.00	402.00	0.00	24-Jul-20
19	TP	7069A-MN	6V16988	22-Jul-20	3160.00	2400.00	1859.00	1301.00	900.00	401.00	401.00	0.00	25-Jul-20
20	TP	6508N-MN	6T76041	25-Jul-20	5360.00	4200.00	2140.00	3220.00	2650.00	570.00	570.00	0.00	27-Jul-20
21	TP	6504N-MN	6T75979	28-Jul-20	5360.00	4200.00	240.00	5120.00	4100.00	1020.00	1020.00	0.00	31-Jul-20
Total					103810.00	81000.00	39864.00	63946.00	49450.00	14496.00	14496.00	0.00	



## Schedule B2 — Lawful Gambling Report of Barcoded Games

Use this schedule to report pulltab, tipboard and paddleticket games that have been removed from play during the month. If you're reporting destroyed, fund-loss, defective or missing games, read instructions before completing.

Name of gambling site Clives Roadhouse	Federal ID number 41-1651968	Minnesota tax ID 1159222	License number 04433
	Site permit number 015	Month/year reported 7/2020	Page 1 of 6

Type of operation: ☒ Booth ☐ Bar-op ☐ Machine dispenser

Type of game (check one): ☒ Paper Pulltabs ☐ Electronic Pulltabs  
☐ Sports Tipboards ☐ Progressive tipboards ☐ Paddletickets ☐ Tipboards  
☐ Paddletickets (PW) ☐ Progressive pulltabs

Game status (check one):

☒ Played ☐ Destroyed with approval ☐ Reported as fund losses ☐ Defective ☐ Missing

	A Mfg ID	B Part Number	C Serial #	D Date in play	E Ideal gross receipts	F Ideal prizes	G Value of unsold tickets	H Gross receipts (E minus G)	I Value of prizes paid	J Net Receipts (H minus I)	K Cash in hands	L Cash long / (short) (K minus J)	M Date game removed
1	AI	XB14-MN	6X97674	21-Jun-20	3159.00	2400.00	1382.00	1777.00	1350.00	427.00	427.00	0.00	01-Jul-20
2	AN	3318F-MN	6W87427	28-Jun-20	6480.00	5068.00	3320.00	3160.00	2066.00	1094.00	1094.00	0.00	01-Jul-20
3	TP	43445-MN	6S87331	28-Jun-20	5360.00	4556.00	2284.00	3076.00	2838.00	238.00	238.00	0.00	01-Jul-20
4	AG	CNA402	6917823	30-Jun-20	5376.00	4568.00	3180.00	2196.00	1482.00	714.00	714.00	0.00	02-Jul-20
5	TP	7199A-MN	6U63837	29-Jun-20	5360.00	4200.00	2354.00	3006.00	2050.00	956.00	956.00	0.00	02-Jul-20
6	AG	CNA402	6917819	02-Jul-20	5376.00	4568.00	1976.00	3400.00	2872.00	528.00	528.00	0.00	03-Jul-20
7	AI	HY76-MN	6Y23017	01-Jul-20	5118.00	4350.00	860.00	4258.00	3606.00	652.00	652.00	0.00	03-Jul-20
8	AN	3319F-MN	6W87617	02-Jul-20	5360.00	4200.00	1488.00	3872.00	2550.00	1322.00	1322.00	0.00	04-Jul-20
9	AG	CNA402	6917040	03-Jul-20	5376.00	4568.00	2090.00	3286.00	3072.00	214.00	214.00	0.00	05-Jul-20
10	AG	CNA402	6917042	05-Jul-20	5376.00	4568.00	530.00	4846.00	4122.00	724.00	724.00	0.00	05-Jul-20
11	AI	FN69-MN	6Y23113	03-Jul-20	5198.00	4396.00	2108.00	3090.00	2746.00	344.00	344.00	0.00	05-Jul-20

## Schedule B2 — Lawful Gambling Report of Barcoded Games

Use this schedule to report pulltab, tipboard and paddleticket games that have been removed from play during the month. If you're reporting destroyed, fund-loss, defective or missing games, read instructions before completing.

								Federal ID number 41-1651968	Minnesota tax ID 1159222	License number 04433
Name of gambling site Clives Roadhouse								Site permit number 015	Month/year reported 7/2020	Page 2 of 6

	A Mfg ID	B Part Number	C Serial #	D Date in play	E Ideal gross receipts	F Ideal prizes	G Value of unsold tickets	H Gross receipts (E minus G)	I Value of prizes paid	J Net Receipts (H minus I)	K Cash in hands	L Cash long / (short) (K minus J)	M Date game removed
12	AG	777NB	6806697	01-Jul-20	16200.00	12200.00	385.00	15815.00	12200.00	3615.00	3615.00	0.00	06-Jul-20
13	AG	CNA402	6917051	05-Jul-20	5376.00	4568.00	1810.00	3566.00	3180.00	386.00	386.00	0.00	06-Jul-20
14	AG	CNA402	6916564	06-Jul-20	5376.00	4568.00	1470.00	3906.00	3472.00	434.00	434.00	0.00	08-Jul-20
15	TP	5871S-MN	6T74902	04-Jul-20	5360.00	4200.00	1618.00	3742.00	3150.00	592.00	592.00	0.00	08-Jul-20
16	AG	CNA402	6917044	08-Jul-20	5376.00	4568.00	1532.00	3844.00	3418.00	426.00	426.00	0.00	09-Jul-20
17	AG	CNA402	6917041	09-Jul-20	5376.00	4568.00	2116.00	3260.00	3442.00	-182.00	-182.00	0.00	10-Jul-20
18	AG	CNA402	6916569	10-Jul-20	5376.00	4568.00	2708.00	2668.00	2690.00	-22.00	-22.00	0.00	11-Jul-20
19	AG	CNA402	6918105	11-Jul-20	5376.00	4568.00	78.00	5298.00	4492.00	806.00	806.00	0.00	11-Jul-20
20	TP	7199A-MN	6U64077	10-Jul-20	5360.00	4200.00	892.00	4468.00	3500.00	968.00	968.00	0.00	11-Jul-20
21	AG	CCKV175	6780424	06-Jul-20	3168.00	2350.00	1204.00	1964.00	1700.00	264.00	264.00	0.00	12-Jul-20
22	AG	CNA402	6918219	12-Jul-20	5376.00	4568.00	0.00	5376.00	4568.00	808.00	808.00	0.00	12-Jul-20
23	AG	CNA402	6918220	11-Jul-20	5376.00	4568.00	3318.00	2058.00	2634.00	-576.00	-576.00	0.00	12-Jul-20
24	AG	KGM474	6900276	05-Jul-20	5328.00	4526.00	2096.00	3232.00	3214.00	18.00	18.00	0.00	12-Jul-20
25	AN	3303F-MN	6W87399	07-Jul-20	6480.00	5068.00	2442.00	4038.00	3538.00	500.00	500.00	0.00	12-Jul-20
26	TP	43446-MN	6V26083	11-Jul-20	5360.00	4200.00	1742.00	3618.00	3050.00	568.00	568.00	0.00	13-Jul-20

## Schedule B2 — Lawful Gambling Report of Barcoded Games

Use this schedule to report pulltab, tipboard and paddleticket games that have been removed from play during the month. If you're reporting destroyed, fund-loss, defective or missing games, read instructions before completing.

								Federal ID number 41-1651968	Minnesota tax ID 1159222	License number 04433
Name of gambling site Clives Roadhouse								Site permit number 015	Month/year reported 7/2020	Page 3 of 6

	A Mfg ID	B Part Number	C Serial #	D Date in play	E Ideal gross receipts	F Ideal prizes	G Value of unsold tickets	H Gross receipts (E minus G)	I Value of prizes paid	J Net Receipts (H minus I)	K Cash in hands	L Cash long / (short) (K minus J)	M Date game removed
27	AG	CNA402	6918108	14-Jul-20	5376.00	4568.00	144.00	5232.00	4564.00	668.00	668.00	0.00	14-Jul-20
28	AG	CNA402	6918218	12-Jul-20	5376.00	4568.00	2180.00	3196.00	2852.00	344.00	344.00	0.00	14-Jul-20
29	AI	WA98-MN	6W59938	12-Jul-20	5360.00	4556.00	1850.00	3510.00	3118.00	392.00	392.00	0.00	14-Jul-20
30	AG	DBM432	6724189	14-Jul-20	5376.00	4568.00	2482.00	2894.00	3002.00	-108.00	-108.00	0.00	15-Jul-20
31	AI	XC08-MN	6Y92749	27-Jun-20	3159.00	2400.00	1304.00	1855.00	1344.00	511.00	511.00	0.00	15-Jul-20
32	AG	777NB	6806522	12-Jul-20	16200.00	12200.00	8820.00	7380.00	5350.00	2030.00	2030.00	0.00	16-Jul-20
33	AG	CNA402	6918217	15-Jul-20	5376.00	4568.00	2282.00	3094.00	2972.00	122.00	122.00	0.00	16-Jul-20
34	AG	PLA402	6725470	15-Jul-20	5376.00	4568.00	2532.00	2844.00	1872.00	972.00	972.00	0.00	16-Jul-20
35	AN	3142F-MN	6W15706	13-Jul-20	5360.00	4200.00	3200.00	2160.00	2700.00	-540.00	-540.00	0.00	16-Jul-20
36	AG	CNA402	6919031	16-Jul-20	5376.00	4568.00	486.00	4890.00	4352.00	538.00	538.00	0.00	17-Jul-20
37	AI	XC20-MN	6Y92823	15-Jul-20	3159.00	2400.00	1246.00	1913.00	1120.00	793.00	793.00	0.00	17-Jul-20
38	AI	XE37-MN	6Z17915	12-Jul-20	3159.00	2400.00	1207.00	1952.00	1600.00	352.00	352.00	0.00	17-Jul-20
39	AG	CNA402	6919048	17-Jul-20	5376.00	4568.00	1774.00	3602.00	3210.00	392.00	392.00	0.00	18-Jul-20
40	AG	CNA402	6919050	17-Jul-20	5376.00	4568.00	186.00	5190.00	4510.00	680.00	680.00	0.00	18-Jul-20
41	AG	CNA402	6919042	18-Jul-20	5376.00	4568.00	2986.00	2390.00	2456.00	-66.00	-66.00	0.00	19-Jul-20

## Schedule B2 — Lawful Gambling Report of Barcoded Games

Use this schedule to report pulltab, tipboard and paddleticket games that have been removed from play during the month. If you're reporting destroyed, fund-loss, defective or missing games, read instructions before completing.

								Federal ID number 41-1651968	Minnesota tax ID 1159222	License number 04433
Name of gambling site Clives Roadhouse								Site permit number 015	Month/year reported 7/2020	Page 4 of 6

	A Mfg ID	B Part Number	C Serial #	D Date in play	E Ideal gross receipts	F Ideal prizes	G Value of unsold tickets	H Gross receipts (E minus G)	I Value of prizes paid	J Net Receipts (H minus I)	K Cash in hands	L Cash long / (short) (K minus J)	M Date game removed
42	AN	32385-MN	6X43776	16-Jul-20	5340.00	4532.00	1900.00	3440.00	3144.00	296.00	296.00	0.00	19-Jul-20
43	AN	3319F-MN	6W87717	16-Jul-20	5360.00	4200.00	1982.00	3378.00	3300.00	78.00	72.00	-6.00	19-Jul-20
44	AG	CNA402	6919026	20-Jul-20	5376.00	4568.00	1088.00	4288.00	3806.00	482.00	516.00	34.00	20-Jul-20
45	AG	CNA402	6919032	19-Jul-20	5376.00	4568.00	1088.00	4288.00	3832.00	456.00	456.00	0.00	20-Jul-20
46	TP	43446-MN	6V26143	08-Jul-20	5360.00	4200.00	1828.00	3532.00	2500.00	1032.00	1032.00	0.00	20-Jul-20
47	AG	CNA402	6919045	20-Jul-20	5376.00	4568.00	550.00	4826.00	4092.00	734.00	734.00	0.00	22-Jul-20
48	AG	GPVM459	6703402	22-Jul-20	5184.00	4406.00	2.00	5182.00	4394.00	788.00	788.00	0.00	22-Jul-20
49	AG	RUM442	6500197	19-Jul-20	5328.00	4528.00	1836.00	3492.00	3408.00	84.00	84.00	0.00	22-Jul-20
50	AN	3296F-MN	6W86367	19-Jul-20	5360.00	4200.00	1728.00	3632.00	3600.00	32.00	32.00	0.00	22-Jul-20
51	TP	7353A-MN	6V87585	17-Jul-20	3160.00	2400.00	1401.00	1759.00	1400.00	359.00	359.00	0.00	22-Jul-20
52	AG	CNA402	6919034	22-Jul-20	5376.00	4568.00	1882.00	3494.00	3274.00	220.00	220.00	0.00	23-Jul-20
53	AG	CNA402	6800444	23-Jul-20	5376.00	4568.00	1038.00	4338.00	3806.00	532.00	532.00	0.00	24-Jul-20
54	AI	XE74-MN	6Z20281	22-Jul-20	5360.00	4556.00	2676.00	2684.00	2774.00	-90.00	-90.00	0.00	24-Jul-20
55	TP	7321A-MN	6V58580	17-Jul-20	3160.00	2396.00	1993.00	1167.00	1330.00	-163.00	-163.00	0.00	24-Jul-20
56	AG	CNA402	6800075	25-Jul-20	5376.00	4568.00	92.00	5284.00	4472.00	812.00	812.00	0.00	25-Jul-20

## Schedule B2 — Lawful Gambling Report of Barcoded Games

Use this schedule to report pulltab, tipboard and paddleticket games that have been removed from play during the month. If you're reporting destroyed, fund-loss, defective or missing games, read instructions before completing.

								Federal ID number 41-1651968	Minnesota tax ID 1159222	License number 04433
Name of gambling site Clives Roadhouse								Site permit number 015	Month/year reported 7/2020	Page 5 of 6

	A Mfg ID	B Part Number	C Serial #	D Date in play	E Ideal gross receipts	F Ideal prizes	G Value of unsold tickets	H Gross receipts (E minus G)	I Value of prizes paid	J Net Receipts (H minus I)	K Cash in hands	L Cash long / (short) (K minus J)	M Date game removed
57	AG	CNA402	6800445	24-Jul-20	5376.00	4568.00	1176.00	4200.00	3538.00	662.00	662.00	0.00	25-Jul-20
58	AI	WA98-MN	6W59932	24-Jul-20	5360.00	4556.00	1886.00	3474.00	3242.00	232.00	232.00	0.00	25-Jul-20
59	AG	CNA402	6800442	25-Jul-20	5376.00	4568.00	108.00	5268.00	4476.00	792.00	792.00	0.00	26-Jul-20
60	AI	WA97-MN	6W59564	25-Jul-20	5360.00	4556.00	1022.00	4338.00	3476.00	862.00	862.00	0.00	26-Jul-20
61	AG	777NB	6806473	16-Jul-20	16200.00	12200.00	8345.00	7855.00	8600.00	-745.00	-745.00	0.00	27-Jul-20
62	AI	XD40-MN	6Z60426	24-Jul-20	3159.00	2400.00	2104.00	1055.00	524.00	531.00	531.00	0.00	27-Jul-20
63	TP	6901Y-MN	6T63501	22-Jul-20	5360.00	4200.00	1908.00	3452.00	2700.00	752.00	752.00	0.00	27-Jul-20
64	AG	CNA402	6920232	26-Jul-20	5376.00	4568.00	2094.00	3282.00	2968.00	314.00	314.00	0.00	28-Jul-20
65	AI	XE75-MN	6Z20108	26-Jul-20	5360.00	4556.00	1938.00	3422.00	3124.00	298.00	298.00	0.00	28-Jul-20
66	TP	7199A-MN	6U63932	27-Jul-20	5360.00	4200.00	1626.00	3734.00	3200.00	534.00	534.00	0.00	28-Jul-20
67	AI	WA97-MN	6Y22478	28-Jul-20	5360.00	4556.00	1104.00	4256.00	3858.00	398.00	398.00	0.00	29-Jul-20
68	AG	CNA402	6919559	28-Jul-20	5376.00	4568.00	1786.00	3590.00	3106.00	484.00	484.00	0.00	30-Jul-20
69	AI	WA98-MN	6W59944	29-Jul-20	5360.00	4556.00	1536.00	3824.00	2992.00	832.00	832.00	0.00	30-Jul-20
70	TP	7321A-MN	6V58554	27-Jul-20	3160.00	2396.00	1536.00	1624.00	1078.00	546.00	546.00	0.00	30-Jul-20
71	AI	XC65-MN	6Y88596	22-Jul-20	3159.00	2400.00	1610.00	1549.00	1600.00	-51.00	-51.00	0.00	31-Jul-20

**Schedule B2 — Lawful Gambling Report of Barcoded Games**

Use this schedule to report pulltab, tipboard and paddleticket games that have been removed from play during the month. If you're reporting destroyed, fund-loss, defective or missing games, read instructions before completing.

				<b>Federal ID number</b> 41-1651968	<b>Minnesota tax ID</b> 1159222	<b>License number</b> 04433
<b>Name of gambling site</b> Clives Roadhouse				<b>Site permit number</b> 015	<b>Month/year reported</b> 7/2020	<b>Page</b> 6 of 6

	<b>A</b> Mfg ID	<b>B</b> Part Number	<b>C</b> Serial #	<b>D</b> Date in play	<b>E</b> Ideal gross receipts	<b>F</b> Ideal prizes	<b>G</b> Value of unsold tickets	<b>H</b> Gross receipts (E minus G)	<b>I</b> Value of prizes paid	<b>J</b> Net Receipts (H minus I)	<b>K</b> Cash in hands	<b>L</b> Cash long / (short) (K minus J)	<b>M</b> Date game removed
72	AI	XE74-MN	6Z20136	30-Jul-20	5360.00	4556.00	982.00	4378.00	3658.00	720.00	720.00	0.00	31-Jul-20
73	AN	3308F-MN	6W87245	27-Jul-20	6480.00	5068.00	3478.00	3002.00	3504.00	-502.00	-502.00	0.00	31-Jul-20
74	TP	6907Y-MN	6T63159	28-Jul-20	5360.00	4200.00	2706.00	2654.00	1800.00	854.00	854.00	0.00	31-Jul-20
Total					410354.00	335496.00	135691.00	274663.00	238600.00	36063.00	36091.00	28.00	

Schedule B2 — Lawful Gambling Report of Barcoded Games

Use this schedule to report pulltab, tipboard and paddleticket games that have been removed from play during the month. If you're reporting destroyed, fund-loss, defective or missing games, read instructions before completing.

<b>Federal ID number</b> 41-1651968	<b>Minnesota tax ID</b> 1159222	<b>License number</b> 04433
<b>Name of gambling site</b> Burger Jones	<b>Site permit number</b> 016	<b>Month/year reported</b> 7/2020
		<b>Page</b> 1 of 1

Type of operation: ☐ Booth ☐ Bar-op ☒ Machine dispenser

Type of game (check one): ☒ Paper Pulltabs ☐ Electronic Pulltabs

☐ Sports Tipboards ☐ Progressive tipboards ☐ Paddletickets ☐ Tipboards

☐ Paddletickets (PW) ☐ Progressive pulltabs

Game status (check one):

☒ Played ☐ Destroyed with approval ☐ Reported as fund losses ☐ Defective ☐ Missing

A	B	C	D	E	F	G	H	I	J	K	L	M
Mfg ID	Part Number	Serial #	Date in play	Ideal gross receipts	Ideal prizes	Value of unsold tickets	Gross receipts (E minus G)	Value of prizes paid	Net Receipts (H minus I)	Cash in hands	Cash long / (short) (K minus J)	Date game removed
1 TP	7042A-MN	6V17225	12-Jun-20	3160.00	2400.00	1644.00	1516.00	1050.00	466.00	466.00	0.00	23-Jul-20
Total				3160.00	2400.00	1644.00	1516.00	1050.00	466.00	466.00	0.00	

MINNESOTA - REVENUE

E

Worksheet E — Lawful Gambling Combined Receipts Tax

Complete this schedule to determine if you owe tax on combined receipts. Report gambling activity from July 1 through June 30 of the next year. Start over at zero each July 1. Keep this schedule to use when completing next month's Worksheet E. Do not mail it to the Minnesota Department of Revenue.

	Federal ID number	Minnesota tax ID number	License number
	41-1651968	1159222	04433
Organization name			Month/year reported
Burnsville Hockey Club			7/2020

Receipts	1	Interest and other income (from this month's Form G1, line 5, Column C) . . . . .	1	0.00
	2	Receipts from electronic linked bingo games (from this month's Form G1, line 6, Column C) . . . .	2	0.00
	3	Receipts from tipboard games (from this month's Form G1, line 7, Column C) . . . . .	3	0.00
	4	Receipts from paper pull-tab games (from this month's Form G1, line 8, Column C) . . . . .	4	51025.00
	5	Receipts from electronic pull-tab games (from this month's Form G1, line 9, Column C) . . . . .	5	9188.40
	6	Add lines 1 through 5. . . . .	6	60213.40
	7	Amount from last month's Worksheet E, line 8 (enter zero if this is the July Worksheet E) . . . . .	7	0.00
	8	Add lines 6 and 7. . . . .	8	60213.40
Tax	9	Go to the table below, determine the tax for line 8 and enter it here . . . . .	9	5419.00
	10	Amount from last month's Worksheet E, line 9 (enter zero if this is the July Schedule E) . . . . .	10	0.00
	11	Combined receipts tax due (subtract line 10 from line 9). . . . .	11	5419.00

Enter the result here and on this month's Form G1. If positive, enter on line 13 of Form G1. If negative, enter the amount on line 19 of Form G1.

Combined Receipts Tax Table				
If line 8 is :				
over	but no more than	subtract from line 8	multiply result by	add
\$0	\$87,500		9% (.09)	\$0
\$87,500	\$122,500	\$87,500	18% (.18)	\$7,875
\$122,500	\$157,500	\$122,500	27% (.27)	\$14,175
\$157,500		\$157,500	36% (.36)	\$23,625
Enter the result on line 9 above.				



## Lawful Gambling Fund Reconciliation

Organization name	License number	Month/year reported
Burnsville Hockey Club	04433	7/2020

## Checking Account

1	End-of-month checking account balance from bank statements (include from all checking accounts).....	1	67655.41
2	Deposits made during the month that are not included on bank statement.....	2	0.00
	Add lines 1 and 2.....		67655.41
3	Checks written during the month that are not included on bank statement.....	3	0.00
4	End-of-month reconciled checking account balance (subtract line 4 from line 3).....	4	67655.41

## Additions

5	End-of-month cash balance in starting cash banks (from this month's Form G1, line 24).....	5	9000.00
6	Cash received but not deposited by month end from sales of games reported on LG100A (do not list amounts included on line 2 above).....	6	4519.00
7	Total in savings accounts and other non-checking accounts.....	7	0.00
8	Fund loss requests for profit carryover adjustments submitted to Gambling Control Board, but not yet acted upon by the board.....	8	2079.00
9	Amounts to be reimbursed for denied fund loss requests, or for fund losses for which a profit carrvoer adjustment has not been requested.....	9	0.00
10	End-of-month value of merchandise prize inventory .....	10	1020.65
11	Other additions .....	11	0.00
12	Total additions (add lines 5 through 11).....	12	16618.65

## Subtractions

13	Linked bingo prize amount payable to (receivable from) linked bingo provider.....	13	0.00
14	Receipts deposited from games still in play that are not included on LG100A.....	14	0.00
15	End-of-month amount due for loans made to gambling fund.....	15	0.00
16	Total unpaid invoices for merchandise prizes.....	16	0.00
17	Calendar raffle and other prizes reported on an LG100A that have not yet been paid to winner(s)...	17	0.00
18	Other subtractions .....	18	0.00
19	Total subtractions (add lines 13 through 18).....	19	0.00

## Reconciliation

20	Reconciled gambling fund balance (subtract line 19 from sum of lines 4 and 12).....	20	84274.06
21	Gross profits for the month (total of all schedules A, line 11C).....	21	60213.40
22	Total lawful purpose expenditures (Total from LG100C).....	22	13116.57
23	Allowable expenses ( Form G1, line 24).....	23	19095.40
24	Profit carryover increase (decrease) (line 21 less sum of lines 22 and 23).....	24	28001.43
25	Profit carryover (from prior month's Schedule F, line 27).....	25	56272.63
26	Approved adjustments by the Gambling Control Board (required written approval).....	26	0.00
27	Profit carryover for this month (add lines 24 through 26).....	27	84274.06
28	Profit carryover variance (subtract line 27 from 20; if lines 20 and 27 do not match, see instructions).....	28	0.00

## Explanations

In the space below, briefly explain other additions reported on line 11 and/or other subtractions reported on line 18:

Schedule C : Lawful Purpose Expenditures

Organization Name			Burnsville Hockey Club			License Number		04433			
Month/year			7/2020		Is this an amended Schedule C ?			<input type="checkbox"/> Yes <input type="checkbox"/> No		Page 1 of 1	
Schedule C: Lawful Purpose Expenditures											
Membership Approval Date	Check or electronic payment		Payment to	Description (Purpose)	Premise	If approved by GCB enter date	Code	Amount			
	Date	Number									
	21-Jul-2020		Mn Dept Of Revenue		016		A08T	13116.57			
								13116.57			

# Bank Register

Burnsville Hockey Club

From 01 Jul 2020 to 31 Jul 2020, Bank Account: All

Date	Check #	Payee Category	Memo/Premise	Payment	Status	Deposit	Balance
01 Jul 2020		6917834 Gaming Income : Pull Tab	Clives Roadhouse	0.00	R	808.00	40,422.98
01 Jul 2020		eGamingPT015 Gaming Income : eGaming	Clives Roadhouse	0.00	R	3,750.00	44,172.98
02 Jul 2020		Multiple Gaming Income : Pull Tab	Clives Roadhouse	0.00	R	3,429.00	47,601.98
02 Jul 2020	5211	central gaming services Misc. Services and Supplies - Equipment and Repairs	Burger Jones	90.00	R	0.00	47,511.98
02 Jul 2020	D-Debit	Buckingham Co Misc. Services and Supplies - General	Split	356.69	R	0.00	47,155.29
02 Jul 2020	D-Debit	Buckingham Co Misc. Services and Supplies - General	Split	241.45	R	0.00	46,913.84
02 Jul 2020	D-Debit	Logmein go to my pc Misc. Services and Supplies - General	Split	44.00	R	0.00	46,869.84
03 Jul 2020		Multiple Gaming Income : Pull Tab	Tin Shed Tavern	0.00	R	1,768.00	48,637.84
03 Jul 2020	D-Debit	Payroll Compensation and Payroll Taxes	Split	2,452.84	R	0.00	46,185.00
03 Jul 2020	D-Debit	payroll tax Compensation and Payroll Taxes	Split	36.77	R	0.00	46,148.23
06 Jul 2020		Multiple Gaming Income : Pull Tab	Clives Roadhouse	0.00	R	3,784.00	49,932.23
07 Jul 2020		Multiple Gaming Income : Pull Tab	Clives Roadhouse	0.00	R	4,001.00	53,933.23
07 Jul 2020	D-Debit	IRS Compensation and Payroll Taxes	Split	175.13	R	0.00	53,758.10
07 Jul 2020	D-Debit	payroll tax Compensation and Payroll Taxes	Split	22.07	R	0.00	53,736.03
08 Jul 2020		Multiple Gaming Income : Pull Tab	Tin Shed Tavern	0.00	R	999.00	54,735.03
08 Jul 2020	5212	pulltabs plus E-Pulltab Equipment and Revenue Share	Clives Roadhouse	1,916.78	R	0.00	52,818.25
09 Jul 2020		6T74902 Gaming Income : Pull Tab	Clives Roadhouse	0.00	R	592.00	53,410.25
10 Jul 2020		Multiple Gaming Income : Pull Tab	Tin Shed Tavern	0.00	R	3,057.00	56,467.25
10 Jul 2020	D-Debit	IRS Compensation and Payroll Taxes	Split	498.33	R	0.00	55,968.92
10 Jul 2020	D-Debit	Three Diamond Corporation Gambling Product	1546311 Tin Shed Tavern	887.50	R	0.00	55,081.42
10 Jul 2020	D-Debit	office max Misc. Services and Supplies - General	Split	157.91	R	0.00	54,923.51
10 Jul 2020	D-Debit	payroll tax Compensation and Payroll Taxes	Split	137.00	R	0.00	54,786.51
13 Jul 2020		6W87399 Gaming Income : Pull Tab	Clives Roadhouse	0.00	R	500.00	55,286.51
13 Jul 2020		Multiple Gaming Income : Pull Tab	Clives Roadhouse	0.00	R	3,976.00	59,262.51
13 Jul 2020		Multiple	Tin Shed Tavern	0.00	R	1,302.00	60,564.51

# Bank Register

Burnsville Hockey Club

From 01 Jul 2020 to 31 Jul 2020, Bank Account: All

Date	Check #	Payee Category	Memo/Premise	Payment	Status	Deposit	Balance
		Gaming Income : Pull Tab					
13 Jul 2020	D-Debit	Three Diamonds Misc. Services and Supplies - General	Tin Shed Tavern	107.13	R	0.00	60,457.38
14 Jul 2020		6V26083 Gaming Income : Pull Tab	Clives Roadhouse	0.00	R	568.00	61,025.38
14 Jul 2020		eGamingPT015 Gaming Income : eGaming	Clives Roadhouse	0.00	R	4,236.00	65,261.38
15 Jul 2020		Multiple Gaming Income : Pull Tab	Clives Roadhouse	0.00	R	1,404.00	66,665.38
16 Jul 2020		Multiple Gaming Income : Pull Tab	Clives Roadhouse	0.00	R	2,865.00	69,530.38
16 Jul 2020		Multiple Gaming Income : Pull Tab	Tin Shed Tavern	0.00	R	904.00	70,434.38
16 Jul 2020	D-Debit	Three Diamond Corporation Misc. Services and Supplies - Equipment and Repairs	misc Clives Roadhouse	550.69	R	0.00	69,883.69
17 Jul 2020	5210	Simply Storage Misc. Services and Supplies - General	Split	698.00	R	0.00	69,185.69
17 Jul 2020	5213	Sue Armstrong Misc. Services and Supplies - General	Split	64.67	R	0.00	69,121.02
17 Jul 2020	D-Debit	Payroll Compensation and Payroll Taxes	Split	2,518.21	R	0.00	66,602.81
20 Jul 2020		Multiple Gaming Income : Pull Tab	Clives Roadhouse	0.00	R	1,453.00	68,055.81
20 Jul 2020		Multiple Gaming Income : Pull Tab	Clives Roadhouse	0.00	R	1,726.00	69,781.81
20 Jul 2020		Multiple Gaming Income : Pull Tab	Tin Shed Tavern	0.00	R	887.00	70,668.81
20 Jul 2020	D-Debit	clives Rent	Clives Roadhouse	1,548.70	R	0.00	69,120.11
20 Jul 2020	D-Debit	Tin Shed Rent	Tin Shed Tavern	2,686.40	R	0.00	66,433.71
21 Jul 2020		6919032 Gaming Income : Pull Tab	Clives Roadhouse	0.00	R	456.00	66,889.71
21 Jul 2020	D-Debit	Mn Dept Of Revenue A08T - Monthly State Gambling Taxes and Fees	Burger Jones	13,116.57	R	0.00	53,773.14
21 Jul 2020	D-Debit	payroll tax Compensation and Payroll Taxes	Split	43.47	R	0.00	53,729.67
22 Jul 2020		6919026 Gaming Income : Pull Tab	Clives Roadhouse	0.00	R	516.00	54,245.67
22 Jul 2020	5216	Burger Jones Rent	Burger Jones	104.00	R	0.00	54,141.67
22 Jul 2020	D-Debit	IRS Compensation and Payroll Taxes	Split	524.53	R	0.00	53,617.14
23 Jul 2020		6V17225 Gaming Income : Pull Tab	Burger Jones	0.00	R	466.00	54,083.14
23 Jul 2020		Multiple Gaming Income : Pull Tab	Tin Shed Tavern	0.00	R	3,186.00	57,269.14
23 Jul 2020		Multiple Gaming Income : Pull Tab	Clives Roadhouse	0.00	R	1,209.00	58,478.14

# Bank Register

Burnsville Hockey Club

From 01 Jul 2020 to 31 Jul 2020, Bank Account: All

Date	Check #	Payee Category	Memo/Premise	Payment	Status	Deposit	Balance
24 Jul 2020		Multiple Gaming Income : Pull Tab	Clives Roadhouse	0.00	R	1,008.00	59,486.14
27 Jul 2020		Multiple Gaming Income : Pull Tab	Tin Shed Tavern	0.00	R	803.00	60,289.14
27 Jul 2020		Multiple Gaming Income : Pull Tab	Clives Roadhouse	0.00	R	3,425.00	63,714.14
29 Jul 2020		Multiple Gaming Income : Pull Tab	Clives Roadhouse	0.00	R	1,898.00	65,612.14
29 Jul 2020		eGamingPT015 Gaming Income : eGaming	Clives Roadhouse	0.00	R	1,500.00	67,112.14
30 Jul 2020		6T76041 Gaming Income : Pull Tab	Tin Shed Tavern	0.00	R	570.00	67,682.14
31 Jul 2020		Multiple Gaming Income : Pull Tab	Clives Roadhouse	0.00	R	3,281.00	70,963.14
31 Jul 2020	D-Debit	Three Diamond Corporation Gambling Product	1547908 Split	3,307.73	R	0.00	67,655.41

# Bank Register Details

Burnsville Hockey Club

From 01 Jul 2020 to 31 Jul 2020, Bank Account: All

Date	Type	CK#	Vendor		Payment	Deposit	Balance
	Category		Premise	Memo/Serial #			
01 Jul 2020	Deposit					808.00	10,312.57
	Pull Tab		Clives Roadhouse	6917834		808.00	
01 Jul 2020	Deposit					3,750.00	14,062.57
	eGaming		Clives Roadhouse	eGamingPT015		3,750.00	
02 Jul 2020	Deposit					3,429.00	17,491.57
	Pull Tab		Clives Roadhouse	6917823		714.00	
	Pull Tab		Clives Roadhouse	6S87331		238.00	
	Pull Tab		Clives Roadhouse	6X97674		427.00	
	Pull Tab		Clives Roadhouse	6W87427		1,094.00	
	Pull Tab		Clives Roadhouse	6U63837		956.00	
02 Jul 2020	Expense	5211	central gaming services		90.00		17,401.57
	Misc. Services and Supplies - Equipment and Repairs		Burger Jones		90.00		
02 Jul 2020	Expense	D-Debit	Buckingham Co		356.69		17,044.88
	Misc. Services and Supplies - General		Tin Shed Tavern		10.70		
	Misc. Services and Supplies - General		Clives Roadhouse		310.32		
	Misc. Services and Supplies - General		Burger Jones		35.67		
02 Jul 2020	Expense	D-Debit	Buckingham Co		241.45		16,803.43
	Misc. Services and Supplies - General		Tin Shed Tavern		7.24		
	Misc. Services and Supplies - General		Clives Roadhouse		210.06		
	Misc. Services and Supplies - General		Burger Jones		24.15		
02 Jul 2020	Expense	D-Debit	Logmein go to my pc		44.00		16,759.43
	Misc. Services and Supplies - General		Tin Shed Tavern		1.32		
	Misc. Services and Supplies - General		Clives Roadhouse		38.28		
	Misc. Services and Supplies - General		Burger Jones		4.40		
03 Jul 2020	Deposit					1,768.00	18,527.43
	Pull Tab		Tin Shed Tavern	6T63421		1,406.00	
	Pull Tab		Tin Shed Tavern	6W87593		362.00	
03 Jul 2020	Expense	D-Debit	Payroll		2,452.84		16,074.59
	Compensation and Payroll Taxes		Tin Shed Tavern		73.57		
	Compensation and Payroll Taxes		Clives Roadhouse		2,133.45		
	Compensation and Payroll Taxes		Burger Jones		245.82		
03 Jul 2020	Expense	D-Debit	payroll tax		36.77		16,037.82
	Compensation and Payroll Taxes		Tin Shed Tavern		1.10		
	Compensation and Payroll Taxes		Clives Roadhouse		31.99		
	Compensation and Payroll Taxes		Burger Jones		3.68		
06 Jul 2020	Deposit					3,784.00	19,821.82

# Bank Register Details

Burnsville Hockey Club

From 01 Jul 2020 to 31 Jul 2020, Bank Account: All

Date	Type	CK#	Vendor		Payment	Deposit	Balance
	Category		Premise	Memo/Serial #			
	Pull Tab		Clives Roadhouse	6917040		214.00	
	Pull Tab		Clives Roadhouse	6917042		724.00	
	Pull Tab		Clives Roadhouse	6W87617		1,322.00	
	Pull Tab		Clives Roadhouse	6917819		528.00	
	Pull Tab		Clives Roadhouse	6Y23017		652.00	
	Pull Tab		Clives Roadhouse	6Y23113		344.00	
07 Jul 2020	Deposit					4,001.00	23,822.82
	Pull Tab		Clives Roadhouse	6806697		3,615.00	
	Pull Tab		Clives Roadhouse	6917051		386.00	
07 Jul 2020	Expense	D-Debit	IRS		175.13		23,647.69
	Compensation and Payroll Taxes		Tin Shed Tavern		5.25		
	Compensation and Payroll Taxes		Clives Roadhouse		152.36		
	Compensation and Payroll Taxes		Burger Jones		17.52		
07 Jul 2020	Expense	D-Debit	payroll tax		22.07		23,625.62
	Compensation and Payroll Taxes		Tin Shed Tavern		0.66		
	Compensation and Payroll Taxes		Clives Roadhouse		19.20		
	Compensation and Payroll Taxes		Burger Jones		2.21		
08 Jul 2020	Deposit					999.00	24,624.62
	Pull Tab		Tin Shed Tavern	6U63821		522.00	
	Pull Tab		Tin Shed Tavern	6U63880		620.00	
	Pull Tab		Tin Shed Tavern	8618120		-143.00	
08 Jul 2020	Expense	5212	pulltabs plus		1,916.78		22,707.84
	E-Pulltab Equipment and Revenue Share		Clives Roadhouse		1,916.78		
09 Jul 2020	Deposit					592.00	23,299.84
	Pull Tab		Clives Roadhouse	6T74902		592.00	
10 Jul 2020	Deposit					3,057.00	26,356.84
	Pull Tab		Tin Shed Tavern	6T63234		1,110.00	
	Pull Tab		Tin Shed Tavern	6V26092		1,386.00	
	Pull Tab		Tin Shed Tavern	6V58724		561.00	
10 Jul 2020	Expense	D-Debit	IRS		498.33		25,858.51
	Compensation and Payroll Taxes		Tin Shed Tavern		14.95		
	Compensation and Payroll Taxes		Clives Roadhouse		433.55		
	Compensation and Payroll Taxes		Burger Jones		49.83		
10 Jul 2020	Expense	D-Debit	Three Diamond Corporation	1546311	887.50		24,971.01
	Gambling Product		Tin Shed Tavern	1546311	452.87		
	Gambling Product		Tin Shed Tavern	1546859	434.63		
10 Jul 2020	Expense	D-Debit	office max		157.91		24,813.10
	Misc. Services and Supplies - General		Tin Shed Tavern		4.74		
	Misc. Services and Supplies - General		Clives Roadhouse		137.38		
	Misc. Services and		Burger Jones		15.79		

# Bank Register Details

Burnsville Hockey Club

From 01 Jul 2020 to 31 Jul 2020, Bank Account: All

Date	Type	CK#	Vendor	Payment	Deposit	Balance
	Category		Premise	Memo/Serial #		
	Supplies - General					
10 Jul 2020	Expense	D-Debit	payroll tax		137.00	24,676.10
	Compensation and Payroll Taxes		Tin Shed Tavern		4.11	
	Compensation and Payroll Taxes		Clives Roadhouse		119.19	
	Compensation and Payroll Taxes		Burger Jones		13.70	
13 Jul 2020	Deposit				500.00	25,176.10
	Pull Tab		Clives Roadhouse	6W87399	500.00	
13 Jul 2020	Deposit				3,976.00	29,152.10
	Pull Tab		Clives Roadhouse	6780424	264.00	
	Pull Tab		Clives Roadhouse	6900276	18.00	
	Pull Tab		Clives Roadhouse	6917041	-182.00	
	Pull Tab		Clives Roadhouse	6917044	426.00	
	Pull Tab		Clives Roadhouse	6916569	-22.00	
	Pull Tab		Clives Roadhouse	6916564	434.00	
	Pull Tab		Clives Roadhouse	6V26143	1,032.00	
	Pull Tab		Clives Roadhouse	6U64077	968.00	
	Pull Tab		Clives Roadhouse	6918219	808.00	
	Pull Tab		Clives Roadhouse	6918220	-576.00	
	Pull Tab		Clives Roadhouse	6918105	806.00	
13 Jul 2020	Deposit				1,302.00	30,454.10
	Pull Tab		Tin Shed Tavern	6T63318	1,160.00	
	Pull Tab		Tin Shed Tavern	6W15775	142.00	
13 Jul 2020	Expense	D-Debit	Three Diamonds		107.13	30,346.97
	Misc. Services and Supplies - General		Tin Shed Tavern		107.13	
14 Jul 2020	Deposit				568.00	30,914.97
	Pull Tab		Clives Roadhouse	6V26083	568.00	
14 Jul 2020	Deposit				4,236.00	35,150.97
	eGaming		Clives Roadhouse	eGamingPT015	4,236.00	
15 Jul 2020	Deposit				1,404.00	36,554.97
	Pull Tab		Clives Roadhouse	6918108	668.00	
	Pull Tab		Clives Roadhouse	6918218	344.00	
	Pull Tab		Clives Roadhouse	6W59938	392.00	
16 Jul 2020	Deposit				2,865.00	39,419.97
	Pull Tab		Clives Roadhouse	6724189	-108.00	
	Pull Tab		Clives Roadhouse	6725470	972.00	
	Pull Tab		Clives Roadhouse	6Y92749	511.00	
	Pull Tab		Clives Roadhouse	6806522	2,030.00	
	Pull Tab		Clives Roadhouse	6W15706	-540.00	
16 Jul 2020	Deposit				904.00	40,323.97
	Pull Tab		Tin Shed Tavern	6T76020	794.00	
	Pull Tab		Tin Shed Tavern	6W86433	110.00	
16 Jul 2020	Expense	D-Debit	Three Diamond Corporation	misc	550.69	39,773.28
	Misc. Services and Supplies - Equipment and Repairs		Clives Roadhouse	misc	107.13	
	Gambling Product		Clives Roadhouse	1547489	443.56	



# Bank Register Details

Burnsville Hockey Club

From 01 Jul 2020 to 31 Jul 2020, Bank Account: All

Date	Type	CK#	Vendor		Payment	Deposit	Balance
	Category		Premise	Memo/Serial #			
17 Jul 2020	Expense	5210	Simply Storage		698.00		39,075.28
	Misc. Services and Supplies - General		Tin Shed Tavern		20.94		
	Misc. Services and Supplies - General		Clives Roadhouse		607.26		
	Misc. Services and Supplies - General		Burger Jones		69.80		
17 Jul 2020	Expense	5213	Sue Armstrong		64.67		39,010.61
	Misc. Services and Supplies - General		Tin Shed Tavern		1.94		
	Misc. Services and Supplies - General		Clives Roadhouse		56.26		
	Misc. Services and Supplies - General		Burger Jones		6.47		
17 Jul 2020	Expense	D-Debit	Payroll		2,518.21		36,492.40
	Compensation and Payroll Taxes		Tin Shed Tavern		75.55		
	Compensation and Payroll Taxes		Clives Roadhouse		2,190.84		
	Compensation and Payroll Taxes		Burger Jones		251.82		
20 Jul 2020	Deposit					1,453.00	37,945.40
	Pull Tab		Clives Roadhouse	6918217		122.00	
	Pull Tab		Clives Roadhouse	6919031		538.00	
	Pull Tab		Clives Roadhouse	6Y92823		793.00	
20 Jul 2020	Deposit					1,726.00	39,671.40
	Pull Tab		Clives Roadhouse	6919042		-66.00	
	Pull Tab		Clives Roadhouse	6919048		392.00	
	Pull Tab		Clives Roadhouse	6Z17915		352.00	
	Pull Tab		Clives Roadhouse	6W87717		72.00	
	Pull Tab		Clives Roadhouse	6919050		680.00	
	Pull Tab		Clives Roadhouse	6X43776		296.00	
20 Jul 2020	Deposit					887.00	40,558.40
	Pull Tab		Tin Shed Tavern	6T98818		626.00	
	Pull Tab		Tin Shed Tavern	8618125		261.00	
20 Jul 2020	Expense	D-Debit	clives		1,548.70		39,009.70
	Rent		Clives Roadhouse		1,548.70		
20 Jul 2020	Expense	D-Debit	Tin Shed		2,686.40		36,323.30
	Rent		Tin Shed Tavern		2,686.40		
21 Jul 2020	Deposit					456.00	36,779.30
	Pull Tab		Clives Roadhouse	6919032		456.00	
21 Jul 2020	Expense	D-Debit	Mn Dept Of Revenue		13,116.57		23,662.73
	A08T - Monthly State Gambling Taxes and Fees		Burger Jones		13,116.57		
21 Jul 2020	Expense	D-Debit	payroll tax		43.47		23,619.26
	Compensation and Payroll Taxes		Tin Shed Tavern		1.30		
	Compensation and Payroll Taxes		Clives Roadhouse		37.82		
	Compensation and Payroll Taxes		Burger Jones		4.35		
22 Jul 2020	Deposit					516.00	24,135.26

# Bank Register Details

Burnsville Hockey Club

From 01 Jul 2020 to 31 Jul 2020, Bank Account: All

Date	Type	CK#	Vendor	Payment	Deposit	Balance
	Category		Premise	Memo/Serial #		
22 Jul 2020	Pull Tab		Clives Roadhouse	6919026	516.00	
	Expense	5216	Burger Jones		104.00	24,031.26
	Rent		Burger Jones		104.00	
22 Jul 2020	Expense	D-Debit	IRS		524.53	23,506.73
	Compensation and Payroll Taxes		Tin Shed Tavern		15.74	
	Compensation and Payroll Taxes		Clives Roadhouse		456.34	
	Compensation and Payroll Taxes		Burger Jones		52.45	
23 Jul 2020	Deposit				466.00	23,972.73
	Pull Tab		Burger Jones	6V17225	466.00	
23 Jul 2020	Deposit				3,186.00	27,158.73
	Pull Tab		Tin Shed Tavern	6T63220	880.00	
	Pull Tab		Tin Shed Tavern	6T63313	1,146.00	
	Pull Tab		Tin Shed Tavern	6W87572	1,160.00	
23 Jul 2020	Deposit				1,209.00	28,367.73
	Pull Tab		Clives Roadhouse	6500197	84.00	
	Pull Tab		Clives Roadhouse	6919045	734.00	
	Pull Tab		Clives Roadhouse	6V87585	359.00	
	Pull Tab		Clives Roadhouse	6W86367	32.00	
24 Jul 2020	Deposit				1,008.00	29,375.73
	Pull Tab		Clives Roadhouse	6703402	788.00	
	Pull Tab		Clives Roadhouse	6919034	220.00	
27 Jul 2020	Deposit				803.00	30,178.73
	Pull Tab		Tin Shed Tavern	6T75972	402.00	
	Pull Tab		Tin Shed Tavern	6V16988	401.00	
27 Jul 2020	Deposit				3,425.00	33,603.73
	Pull Tab		Clives Roadhouse	6800075	812.00	
	Pull Tab		Clives Roadhouse	6800442	792.00	
	Pull Tab		Clives Roadhouse	6V58580	-163.00	
	Pull Tab		Clives Roadhouse	6806473	-745.00	
	Pull Tab		Clives Roadhouse	6800445	662.00	
	Pull Tab		Clives Roadhouse	6800444	532.00	
	Pull Tab		Clives Roadhouse	6Z60426	531.00	
	Pull Tab		Clives Roadhouse	6W59564	862.00	
	Pull Tab		Clives Roadhouse	6W59932	232.00	
	Pull Tab		Clives Roadhouse	6Z20281	-90.00	
29 Jul 2020	Deposit				1,898.00	35,501.73
	Pull Tab		Clives Roadhouse	6920232	314.00	
	Pull Tab		Clives Roadhouse	6T63501	752.00	
	Pull Tab		Clives Roadhouse	6Z20108	298.00	
	Pull Tab		Clives Roadhouse	6U63932	534.00	
29 Jul 2020	Deposit				1,500.00	37,001.73
	eGaming		Clives Roadhouse	eGamingPT015	1,500.00	
30 Jul 2020	Deposit				570.00	37,571.73
	Pull Tab		Tin Shed Tavern	6T76041	570.00	
31 Jul 2020	Deposit				3,281.00	40,852.73
	Pull Tab		Clives Roadhouse	6919559	484.00	
	Pull Tab		Clives Roadhouse	6T63159	854.00	

# Bank Register Details

Burnsville Hockey Club

From 01 Jul 2020 to 31 Jul 2020, Bank Account: All

Date	Type	CK#	Vendor		Payment	Deposit	Balance
	Category		Premise	Memo/Serial #			
	Pull Tab		Clives Roadhouse	6W87245		-502.00	
	Pull Tab		Clives Roadhouse	6V58554		546.00	
	Pull Tab		Clives Roadhouse	6W59944		832.00	
	Pull Tab		Clives Roadhouse	6Y22478		398.00	
	Pull Tab		Clives Roadhouse	6Y88596		-51.00	
	Pull Tab		Clives Roadhouse	6Z20136		720.00	
31 Jul 2020	Expense	D-Debit	Three Diamond Corporation	1547908	3,307.73		37,545.00
	Gambling Product		Clives Roadhouse	1547908	1,012.83		
	Gambling Product		Tin Shed Tavern	1548136	452.21		
	Gambling Product		Burger Jones	1548247	183.08		
	Gambling Product		Clives Roadhouse	1548366	447.78		
	Gambling Product		Clives Roadhouse	1548861	759.63		
	Gambling Product		Tin Shed Tavern	1548862	452.20		

# Bank Register Details by Category

Burnsville Hockey Club

From 01 Jul 2020 to 31 Jul 2020, Bank Account: All

Category	Date	CK#	Vendor	Premise	Memo/ Serial #	Payment	Deposit	Total
A08T - Monthly State Gambling Taxes and Fees								-13,116.57
	21 Jul 2020	D-Debit	Mn Dept Of Revenue	Burger Jones		13,116.57	0.00	
Compensation and Payroll Taxes								-6,408.35
	03 Jul 2020	D-Debit	Payroll	Burger Jones		245.82	0.00	
	03 Jul 2020	D-Debit	Payroll	Clives Roadhouse		2,133.45	0.00	
	03 Jul 2020	D-Debit	Payroll	Tin Shed Tavern		73.57	0.00	
	03 Jul 2020	D-Debit	payroll tax	Burger Jones		3.68	0.00	
	03 Jul 2020	D-Debit	payroll tax	Clives Roadhouse		31.99	0.00	
	03 Jul 2020	D-Debit	payroll tax	Tin Shed Tavern		1.10	0.00	
	07 Jul 2020	D-Debit	IRS	Burger Jones		17.52	0.00	
	07 Jul 2020	D-Debit	IRS	Clives Roadhouse		152.36	0.00	
	07 Jul 2020	D-Debit	IRS	Tin Shed Tavern		5.25	0.00	
	07 Jul 2020	D-Debit	payroll tax	Burger Jones		2.21	0.00	
	07 Jul 2020	D-Debit	payroll tax	Clives Roadhouse		19.20	0.00	
	07 Jul 2020	D-Debit	payroll tax	Tin Shed Tavern		0.66	0.00	
	10 Jul 2020	D-Debit	IRS	Burger Jones		49.83	0.00	
	10 Jul 2020	D-Debit	IRS	Clives Roadhouse		433.55	0.00	
	10 Jul 2020	D-Debit	IRS	Tin Shed Tavern		14.95	0.00	
	10 Jul 2020	D-Debit	payroll tax	Burger Jones		13.70	0.00	
	10 Jul 2020	D-Debit	payroll tax	Clives Roadhouse		119.19	0.00	
	10 Jul 2020	D-Debit	payroll tax	Tin Shed Tavern		4.11	0.00	
	17 Jul 2020	D-Debit	Payroll	Burger Jones		251.82	0.00	
	17 Jul 2020	D-Debit	Payroll	Clives Roadhouse		2,190.84	0.00	
	17 Jul 2020	D-Debit	Payroll	Tin Shed Tavern		75.55	0.00	
	21 Jul 2020	D-Debit	payroll tax	Burger Jones		4.35	0.00	
	21 Jul 2020	D-Debit	payroll tax	Clives Roadhouse		37.82	0.00	
	21 Jul 2020	D-Debit	payroll tax	Tin Shed Tavern		1.30	0.00	
	22 Jul 2020	D-Debit	IRS	Burger Jones		52.45	0.00	
	22 Jul 2020	D-Debit	IRS	Clives Roadhouse		456.34	0.00	
	22 Jul 2020	D-Debit	IRS	Tin Shed Tavern		15.74	0.00	
E-Pulltab Equipment and Revenue Share								-1,916.78
	08 Jul 2020	5212	pulltabs plus	Clives Roadhouse		1,916.78	0.00	
Gambling Product								-4,638.79
	10 Jul 2020	D-Debit	Three Diamond Corporation	Tin Shed Tavern	1546311	452.87	0.00	
	10 Jul 2020	D-Debit	Three Diamond Corporation	Tin Shed Tavern	1546859	434.63	0.00	
	16 Jul 2020	D-Debit	Three Diamond Corporation	Clives Roadhouse	1547489	443.56	0.00	
	31 Jul 2020	D-Debit	Three Diamond Corporation	Burger Jones	1548247	183.08	0.00	
	31 Jul 2020	D-Debit	Three Diamond Corporation	Clives Roadhouse	1547908	1,012.83	0.00	
	31 Jul 2020	D-Debit	Three Diamond Corporation	Clives Roadhouse	1548366	447.78	0.00	
	31 Jul 2020	D-Debit	Three Diamond Corporation	Clives Roadhouse	1548861	759.63	0.00	
	31 Jul 2020	D-Debit	Three Diamond	Tin Shed Tavern	1548136	452.21	0.00	

# Bank Register Details by Category

Burnsville Hockey Club

From 01 Jul 2020 to 31 Jul 2020, Bank Account: All

Category	Date	CK#	Vendor	Premise	Memo/ Serial #	Payment	Deposit	Total
			Corporation					
	31 Jul 2020	D-Debit	Three Diamond Corporation	Tin Shed Tavern	1548862	452.20	0.00	
Gaming Deposit: eGaming								9,486.00
	01 Jul 2020			Clives Roadhouse	eGamingPT015	0.00	3,750.00	
	14 Jul 2020			Clives Roadhouse	eGamingPT015	0.00	4,236.00	
	29 Jul 2020			Clives Roadhouse	eGamingPT015	0.00	1,500.00	
Gaming Deposit: Pull Tab								50,841.00
	01 Jul 2020			Clives Roadhouse	6917834	0.00	808.00	
	02 Jul 2020			Clives Roadhouse	6917823	0.00	714.00	
	02 Jul 2020			Clives Roadhouse	6S87331	0.00	238.00	
	02 Jul 2020			Clives Roadhouse	6X97674	0.00	427.00	
	02 Jul 2020			Clives Roadhouse	6W87427	0.00	1,094.00	
	02 Jul 2020			Clives Roadhouse	6U63837	0.00	956.00	
	03 Jul 2020			Tin Shed Tavern	6T63421	0.00	1,406.00	
	03 Jul 2020			Tin Shed Tavern	6W87593	0.00	362.00	
	06 Jul 2020			Clives Roadhouse	6917040	0.00	214.00	
	06 Jul 2020			Clives Roadhouse	6917042	0.00	724.00	
	06 Jul 2020			Clives Roadhouse	6W87617	0.00	1,322.00	
	06 Jul 2020			Clives Roadhouse	6917819	0.00	528.00	
	06 Jul 2020			Clives Roadhouse	6Y23017	0.00	652.00	
	06 Jul 2020			Clives Roadhouse	6Y23113	0.00	344.00	
	07 Jul 2020			Clives Roadhouse	6806697	0.00	3,615.00	
	07 Jul 2020			Clives Roadhouse	6917051	0.00	386.00	
	08 Jul 2020			Tin Shed Tavern	6U63821	0.00	522.00	
	08 Jul 2020			Tin Shed Tavern	6U63880	0.00	620.00	
	08 Jul 2020			Tin Shed Tavern	8618120	0.00	-143.00	
	09 Jul 2020			Clives Roadhouse	6T74902	0.00	592.00	
	10 Jul 2020			Tin Shed Tavern	6T63234	0.00	1,110.00	
	10 Jul 2020			Tin Shed Tavern	6V26092	0.00	1,386.00	
	10 Jul 2020			Tin Shed Tavern	6V58724	0.00	561.00	
	13 Jul 2020			Clives Roadhouse	6W87399	0.00	500.00	
	13 Jul 2020			Clives Roadhouse	6780424	0.00	264.00	
	13 Jul 2020			Clives Roadhouse	6900276	0.00	18.00	
	13 Jul 2020			Clives Roadhouse	6917041	0.00	-182.00	
	13 Jul 2020			Clives Roadhouse	6917044	0.00	426.00	
	13 Jul 2020			Clives Roadhouse	6916569	0.00	-22.00	
	13 Jul 2020			Clives Roadhouse	6916564	0.00	434.00	
	13 Jul 2020			Clives Roadhouse	6V26143	0.00	1,032.00	
	13 Jul 2020			Clives Roadhouse	6U64077	0.00	968.00	
	13 Jul 2020			Clives Roadhouse	6918219	0.00	808.00	
	13 Jul 2020			Clives Roadhouse	6918220	0.00	-576.00	
	13 Jul 2020			Clives Roadhouse	6918105	0.00	806.00	
	13 Jul 2020			Tin Shed Tavern	6T63318	0.00	1,160.00	
	13 Jul 2020			Tin Shed Tavern	6W15775	0.00	142.00	
	14 Jul 2020			Clives Roadhouse	6V26083	0.00	568.00	

# Bank Register Details by Category

Burnsville Hockey Club

From 01 Jul 2020 to 31 Jul 2020, Bank Account: All

Category	Date	CK#	Vendor	Premise	Memo/ Serial #	Payment	Deposit	Total
	15 Jul 2020			Clives Roadhouse	6918108	0.00	668.00	
	15 Jul 2020			Clives Roadhouse	6918218	0.00	344.00	
	15 Jul 2020			Clives Roadhouse	6W59938	0.00	392.00	
	16 Jul 2020			Clives Roadhouse	6724189	0.00	-108.00	
	16 Jul 2020			Clives Roadhouse	6725470	0.00	972.00	
	16 Jul 2020			Clives Roadhouse	6Y92749	0.00	511.00	
	16 Jul 2020			Clives Roadhouse	6806522	0.00	2,030.00	
	16 Jul 2020			Clives Roadhouse	6W15706	0.00	-540.00	
	16 Jul 2020			Tin Shed Tavern	6T76020	0.00	794.00	
	16 Jul 2020			Tin Shed Tavern	6W86433	0.00	110.00	
	20 Jul 2020			Clives Roadhouse	6918217	0.00	122.00	
	20 Jul 2020			Clives Roadhouse	6919031	0.00	538.00	
	20 Jul 2020			Clives Roadhouse	6Y92823	0.00	793.00	
	20 Jul 2020			Clives Roadhouse	6919042	0.00	-66.00	
	20 Jul 2020			Clives Roadhouse	6919048	0.00	392.00	
	20 Jul 2020			Clives Roadhouse	6Z17915	0.00	352.00	
	20 Jul 2020			Clives Roadhouse	6W87717	0.00	72.00	
	20 Jul 2020			Clives Roadhouse	6919050	0.00	680.00	
	20 Jul 2020			Clives Roadhouse	6X43776	0.00	296.00	
	20 Jul 2020			Tin Shed Tavern	6T98818	0.00	626.00	
	20 Jul 2020			Tin Shed Tavern	8618125	0.00	261.00	
	21 Jul 2020			Clives Roadhouse	6919032	0.00	456.00	
	22 Jul 2020			Clives Roadhouse	6919026	0.00	516.00	
	23 Jul 2020			Burger Jones	6V17225	0.00	466.00	
	23 Jul 2020			Clives Roadhouse	6500197	0.00	84.00	
	23 Jul 2020			Clives Roadhouse	6919045	0.00	734.00	
	23 Jul 2020			Clives Roadhouse	6V87585	0.00	359.00	
	23 Jul 2020			Clives Roadhouse	6W86367	0.00	32.00	
	23 Jul 2020			Tin Shed Tavern	6T63220	0.00	880.00	
	23 Jul 2020			Tin Shed Tavern	6T63313	0.00	1,146.00	
	23 Jul 2020			Tin Shed Tavern	6W87572	0.00	1,160.00	
	24 Jul 2020			Clives Roadhouse	6703402	0.00	788.00	
	24 Jul 2020			Clives Roadhouse	6919034	0.00	220.00	
	27 Jul 2020			Clives Roadhouse	6800075	0.00	812.00	
	27 Jul 2020			Clives Roadhouse	6800442	0.00	792.00	
	27 Jul 2020			Clives Roadhouse	6V58580	0.00	-163.00	
	27 Jul 2020			Clives Roadhouse	6806473	0.00	-745.00	
	27 Jul 2020			Clives Roadhouse	6800445	0.00	662.00	
	27 Jul 2020			Clives Roadhouse	6800444	0.00	532.00	
	27 Jul 2020			Clives Roadhouse	6Z60426	0.00	531.00	
	27 Jul 2020			Clives Roadhouse	6W59564	0.00	862.00	
	27 Jul 2020			Clives Roadhouse	6W59932	0.00	232.00	
	27 Jul 2020			Clives Roadhouse	6Z20281	0.00	-90.00	
	27 Jul 2020			Tin Shed Tavern	6T75972	0.00	402.00	
	27 Jul 2020			Tin Shed Tavern	6V16988	0.00	401.00	
	29 Jul 2020			Clives Roadhouse	6920232	0.00	314.00	

# Bank Register Details by Category

Burnsville Hockey Club

From 01 Jul 2020 to 31 Jul 2020, Bank Account: All

Category	Date	CK#	Vendor	Premise	Memo/ Serial #	Payment	Deposit	Total
	29 Jul 2020			Clives Roadhouse	6T63501	0.00	752.00	
	29 Jul 2020			Clives Roadhouse	6Z20108	0.00	298.00	
	29 Jul 2020			Clives Roadhouse	6U63932	0.00	534.00	
	30 Jul 2020			Tin Shed Tavern	6T76041	0.00	570.00	
	31 Jul 2020			Clives Roadhouse	6919559	0.00	484.00	
	31 Jul 2020			Clives Roadhouse	6T63159	0.00	854.00	
	31 Jul 2020			Clives Roadhouse	6W87245	0.00	-502.00	
	31 Jul 2020			Clives Roadhouse	6V58554	0.00	546.00	
	31 Jul 2020			Clives Roadhouse	6W59944	0.00	832.00	
	31 Jul 2020			Clives Roadhouse	6Y22478	0.00	398.00	
	31 Jul 2020			Clives Roadhouse	6Y88596	0.00	-51.00	
	31 Jul 2020			Clives Roadhouse	6Z20136	0.00	720.00	
Misc. Services and Supplies - Equipment and Repairs								-197.13
	02 Jul 2020	5211	central gaming services	Burger Jones		90.00	0.00	
	16 Jul 2020	D-Debit	Three Diamond Corporation	Clives Roadhouse	misc	107.13	0.00	
Misc. Services and Supplies - General								-1,669.85
	02 Jul 2020	D-Debit	Buckingham Co	Burger Jones		35.67	0.00	
	02 Jul 2020	D-Debit	Buckingham Co	Burger Jones		24.15	0.00	
	02 Jul 2020	D-Debit	Buckingham Co	Clives Roadhouse		310.32	0.00	
	02 Jul 2020	D-Debit	Buckingham Co	Clives Roadhouse		210.06	0.00	
	02 Jul 2020	D-Debit	Buckingham Co	Tin Shed Tavern		10.70	0.00	
	02 Jul 2020	D-Debit	Buckingham Co	Tin Shed Tavern		7.24	0.00	
	02 Jul 2020	D-Debit	Logmein go to my pc	Burger Jones		4.40	0.00	
	02 Jul 2020	D-Debit	Logmein go to my pc	Clives Roadhouse		38.28	0.00	
	02 Jul 2020	D-Debit	Logmein go to my pc	Tin Shed Tavern		1.32	0.00	
	10 Jul 2020	D-Debit	office max	Burger Jones		15.79	0.00	
	10 Jul 2020	D-Debit	office max	Clives Roadhouse		137.38	0.00	
	10 Jul 2020	D-Debit	office max	Tin Shed Tavern		4.74	0.00	
	13 Jul 2020	D-Debit	Three Diamonds	Tin Shed Tavern		107.13	0.00	
	17 Jul 2020	5210	Simply Storage	Burger Jones		69.80	0.00	
	17 Jul 2020	5210	Simply Storage	Clives Roadhouse		607.26	0.00	
	17 Jul 2020	5210	Simply Storage	Tin Shed Tavern		20.94	0.00	
	17 Jul 2020	5213	Sue Armstrong	Burger Jones		6.47	0.00	
	17 Jul 2020	5213	Sue Armstrong	Clives Roadhouse		56.26	0.00	
	17 Jul 2020	5213	Sue Armstrong	Tin Shed Tavern		1.94	0.00	
Rent								-4,339.10
	20 Jul 2020	D-Debit	clives	Clives Roadhouse		1,548.70	0.00	
	20 Jul 2020	D-Debit	Tin Shed	Tin Shed Tavern		2,686.40	0.00	
	22 Jul 2020	5216	Burger Jones	Burger Jones		104.00	0.00	

# Bank Reconciliation

Burnsville Hockey Club  
July 2020, Bank Account: All

Statement Opening Balance 01 Jul 2020 39,614.98

Cleared Transactions: 28,040.43

Deposit and Other Credits			
01 Jul 2020	Gaming Deposit eGaming	eGamingPT015	3,750.00
01 Jul 2020	Gaming Deposit Pull Tab	6917834	808.00
02 Jul 2020	Gaming Deposit Pull Tab	Multiple	3,429.00
03 Jul 2020	Gaming Deposit Pull Tab	Multiple	1,768.00
06 Jul 2020	Gaming Deposit Pull Tab	Multiple	3,784.00
07 Jul 2020	Gaming Deposit Pull Tab	Multiple	4,001.00
08 Jul 2020	Gaming Deposit Pull Tab	Multiple	999.00
09 Jul 2020	Gaming Deposit Pull Tab	6T74902	592.00
10 Jul 2020	Gaming Deposit Pull Tab	Multiple	3,057.00
13 Jul 2020	Gaming Deposit Pull Tab	Multiple	3,976.00
13 Jul 2020	Gaming Deposit Pull Tab	Multiple	1,302.00
13 Jul 2020	Gaming Deposit Pull Tab	6W87399	500.00
14 Jul 2020	Gaming Deposit eGaming	eGamingPT015	4,236.00
14 Jul 2020	Gaming Deposit Pull Tab	6V26083	568.00
15 Jul 2020	Gaming Deposit Pull Tab	Multiple	1,404.00
16 Jul 2020	Gaming Deposit Pull Tab	Multiple	2,865.00
16 Jul 2020	Gaming Deposit Pull Tab	Multiple	904.00
20 Jul 2020	Gaming Deposit Pull Tab	Multiple	1,726.00
20 Jul 2020	Gaming Deposit Pull Tab	Multiple	1,453.00
20 Jul 2020	Gaming Deposit Pull Tab	Multiple	887.00
21 Jul 2020	Gaming Deposit Pull Tab	6919032	456.00
22 Jul 2020	Gaming Deposit Pull Tab	6919026	516.00
23 Jul 2020	Gaming Deposit Pull Tab	Multiple	3,186.00
23 Jul 2020	Gaming Deposit Pull Tab	Multiple	1,209.00
23 Jul 2020	Gaming Deposit Pull Tab	6V17225	466.00
24 Jul 2020	Gaming Deposit Pull Tab	Multiple	1,008.00
27 Jul 2020	Gaming Deposit Pull Tab	Multiple	3,425.00
27 Jul 2020	Gaming Deposit Pull Tab	Multiple	803.00
29 Jul 2020	Gaming Deposit Pull Tab	Multiple	1,898.00
29 Jul 2020	Gaming Deposit eGaming	eGamingPT015	1,500.00
30 Jul 2020	Gaming Deposit Pull Tab	6T76041	570.00
31 Jul 2020	Gaming Deposit Pull Tab	Multiple	3,281.00
Total Deposit and Other Credits			60,327.00

Payment and Expenses			
02 Jul 2020		Buckingham Co	356.69
02 Jul 2020		Buckingham Co	241.45
02 Jul 2020		Logmein go to my pc	44.00
02 Jul 2020	5211	central gaming services	90.00
03 Jul 2020		Payroll	2,452.84



# Bank Reconciliation

Burnsville Hockey Club  
July 2020, Bank Account: All

## Payment and Expenses

03 Jul 2020		payroll tax	36.77
07 Jul 2020		IRS	175.13
07 Jul 2020		payroll tax	22.07
08 Jul 2020	5212	pulltabs plus	1,916.78
10 Jul 2020		Three Diamond Corporation	887.50
10 Jul 2020		IRS	498.33
10 Jul 2020		office max	157.91
10 Jul 2020		payroll tax	137.00
13 Jul 2020		Three Diamonds	107.13
16 Jul 2020		Three Diamond Corporation	550.69
17 Jul 2020		Payroll	2,518.21
17 Jul 2020	5210	Simply Storage	698.00
17 Jul 2020	5213	Sue Armstrong	64.67
20 Jul 2020		Tin Shed	2,686.40
20 Jul 2020		clives	1,548.70
21 Jul 2020		Mn Dept Of Revenue	13,116.57
21 Jul 2020		payroll tax	43.47
22 Jul 2020		IRS	524.53
22 Jul 2020	5216	Burger Jones	104.00
31 Jul 2020		Three Diamond Corporation	3,307.73
Total Payment and Other Credits			32,286.57

Statement Ending Balance on 31 Jul 2020 67,655.41

Balance: 0.00

Uncleared Transactions: 0.00

## Deposit and Other Credits

Total Deposit and Other Credits 0.00

## Payment and Expenses

Total Payment and Other Credits 0.00

Ending Bank Account Balance: 67,655.41




ACCOUNT INFORMATION

DATE 07/31/2020  
ACCOUNT NUMBER 300113664

PAGE 1 OF 7

BURNSVILLE HOCKEY CLUB  
CHARITABLE FUND  
ATTN BURNSVILLE ICE CENTER  
251 CIVIC CENTER PKWY  
BURNSVILLE MN 55337-3864

CLIENT CARE CONTACT INFORMATION

 **Client Care:** 800-731-2265  
 **Visit us Online:** [www.oldnational.com](http://www.oldnational.com)  
 **Written Inquiries:** P. O. Box 419  
Evansville, IN 47703

**IMPORTANT INFORMATION:**

Please see the last page of your statement for an important update  
on your available funds.

**ACCOUNT SUMMARY**

Previous Statement Balance	06/30/2020	\$39,614.98
Deposits/Credits	32	\$60,327.00
Withdrawals/Debits	46	-\$32,286.57
Total Service Charges		\$0.00
Interest Paid		\$0.00
Current Statement Balance	07/31/2020	\$67,655.41
Days in Statement Period	31	

**OVERDRAFT CHARGES SUMMARY**

	THIS CYCLE	YEAR TO DATE 2020
Total Overdraft Fees	\$0.00	\$0.00
Total Returned Item Fees	\$0.00	\$0.00

**DEPOSITS AND OTHER CREDITS**

DATE	TRACER	TRANSACTION DESCRIPTIONS	AMOUNT
07/01	100000	DEPOSIT	\$3,750.00
07/01	100000	DEPOSIT	\$808.00

**More security coming soon:**

Text, Voice or Email verification for suspicious debit card purchases begins August 12.

You'll be automatically enrolled in this new program to help keep your account safe,  
but you can opt out if you choose. Learn more at [oldnational.com/fraud-alerts](http://oldnational.com/fraud-alerts)



## To Help Balance Your Account

Enter your checkbook balance		
Add interest credited and other deposits shown on this statement, but not previously entered in your checkbook.		
Subtotal		
Subtract service charge and other deductions shown on this statement, but not previously entered in your checkbook.		
Subtotal		
<b>A</b> Adjusted checkbook balance		
Enter the current balance from this statement		
Add deposits entered in your checkbook, but not shown on this statement		
Subtotal		
Subtract checks and withdrawals entered in your checkbook, but not shown on this statement	Check No.	Amount
	Subtotal	
<b>B</b> Adjusted statement balance		

Your checkbook is in balance if line A agrees with line B.

If your adjusted checkbook and bank statement balances do not agree:

1. Review last month's statement to make sure any differences were corrected.
2. Check additions and subtractions in your checkbook.
3. Compare the amount of each check and deposit on this statement with the amount recorded in your checkbook.
4. Make sure all outstanding checks have been listed, including those that may not have been paid from the previous statement.
5. Make sure that any electronic fund transfers or automatic payments are recorded in your checkbook.

### How Finance Charge (If Any) is Calculated

If this statement includes billing information regarding a personal line of credit for consumer use, the finance charge for each statement (loan) period is calculated by applying the applicable daily periodic rate(s) to the daily balances. To get daily balances, we take the beginning balance of your account each day, add any new loans or charges and subtract any payments or credits. Then, we multiply the daily balance each day of the statement period by the applicable daily periodic rate(s). We then add up all of these daily finance charges to get your total finance charge. If there is only one (1) daily periodic rate during the statement period, the finance charge may also be verified by multiplying the average daily balance by the number of days in the statement period and multiplying the result by the applicable daily periodic rate. If your line of credit has a variable rate feature, the rate used to calculate your finance charge may vary as described in the disclosure provided to you initially. Payments received during regular hours on business days at all of our full service offices will be credited on the same business day. Payments received at other locations or after regular business hours will be credited on the next business day.

### In Case Of Errors Or Questions About Your Personal Line of Credit (This is a Summary of Your Billing Rights)

If you think your statement is wrong, or you need more information about a transaction on your statement, write us at the address on the front of this statement as soon as possible. We must hear from you no later than 60 days after we sent you the first statement on which the error or problem appeared. You can telephone us but doing so will not preserve your rights.

In your letter, give us the following information:

1. Your name and account number.
2. The dollar amount of the suspected error.
3. Describe the error and explain, if you can, why you believe there is an error. If you need more information, describe the item you are unsure about.

You do not have to pay any amount in question while we are investigating, but you are still obligated to pay the parts of your bill that are not in question. While we investigate your question, we cannot report you as delinquent or take any action to collect the amount you question. If you have authorized us to pay your minimum monthly payment automatically by charging your deposit account with us, you can stop the payment on any amount you think is wrong. To stop the payment, your letter must reach us three business days before the automatic payment is scheduled to occur.

### In Case Of Errors Or Questions About Electronic Transfers

Please telephone or write us using the telephone number or address listed on the front of this statement as soon as you can, if you think your statement or receipt is wrong, or if you need more information about a transfer on this statement or on a receipt. We must hear from you no later than 60 days after we sent you the FIRST statement on which the problem or error appeared.

1. Tell us your name and account number.
2. Describe the error and transfer you are unsure about, and explain as clearly as you can why you believe there is an error or why you need more information.
3. Tell us the dollar amount of the suspected error.

If you tell us verbally, we may request that you send us your complaint or question in writing within 10 business days. We will investigate your complaint and correct any error promptly. If we take more than 10 business days (20 days for new account transactions) to do this, we will recredit your account for the amount you think is in error, so that you will have use of the money during the time it takes us to complete our investigation. If we ask you to put your complaint or question in writing and we do not receive it within 10 business days, we may not recredit your account. Our investigation will take no longer than 45 business days to complete (90 days for point of sale, foreign debit card or new account transactions).

If we decide that there was no error, we will send you a written explanation within 3 business days after we finish our investigation. You may ask for copies of the documents that we used in our investigation.

### In Case Of Irregularities Identified On This Statement

You are responsible for promptly examining your statement each statement period and reporting any irregularities to us. We will not be liable for any error, any check that is altered or counterfeit, any signature that is forged or unauthorized transaction unless you notify us in writing within thirty (30) calendar days after we make the statement available to you. Also, we will not be liable for any subsequent items paid, in good faith, containing an unauthorized signature or alteration by the same wrongdoer unless you timely notify us in writing.

**OLD NATIONAL BANK®**P. O. Box 718  
Evansville, IN 47705

COMMUNITY PARTNER CHECKING

## ACCOUNT INFORMATION

DATE 07/31/2020  
ACCOUNT NUMBER 300113664

PAGE 2 OF 7

## DEPOSITS AND OTHER CREDITS (continued)

DATE	TRACER	TRANSACTION DESCRIPTIONS	AMOUNT
07/02	200000	DEPOSIT	\$3,429.00
07/03	300000	DEPOSIT	\$1,768.00
07/06	600000	DEPOSIT	\$3,784.00
07/07	700000	DEPOSIT	\$4,001.00
07/08	800000	DEPOSIT	\$999.00
07/09	900000	DEPOSIT	\$592.00
07/10	1000000	DEPOSIT	\$3,057.00
07/13	1300000	DEPOSIT	\$3,976.00
07/13	1300000	DEPOSIT	\$1,302.00
07/13	1300000	DEPOSIT	\$500.00
07/14	1400000	DEPOSIT	\$4,236.00
07/14	1400000	DEPOSIT	\$568.00
07/15	1500000	DEPOSIT	\$1,404.00
07/16	1600000	DEPOSIT	\$2,865.00
07/16	1600000	DEPOSIT	\$904.00
07/20	2000000	DEPOSIT	\$1,726.00
07/20	2000000	DEPOSIT	\$1,453.00
07/20	2000000	DEPOSIT	\$887.00
07/21	2100000	DEPOSIT	\$456.00
07/22	2200000	DEPOSIT	\$516.00
07/23	2300000	DEPOSIT	\$3,186.00
07/23	2300000	DEPOSIT	\$1,209.00
07/23	2300000	DEPOSIT	\$466.00
07/24	2400000	DEPOSIT	\$1,008.00
07/27	2700000	DEPOSIT	\$3,425.00
07/27	2700000	DEPOSIT	\$803.00
07/29	2900000	DEPOSIT	\$1,898.00
07/29	2900000	DEPOSIT	\$1,500.00
07/30	3000000	DEPOSIT	\$570.00
07/31	3100000	DEPOSIT	\$3,281.00

## WITHDRAWALS AND OTHER DEBITS

DATE	TRACER	TRANSACTION DESCRIPTIONS	AMOUNT
07/02	79	CRD PUR 018428121845 5164 BUCKINGHAM COMPANIES 952-2266441 MN BUCKINGHAM	-\$356.69

**OLD NATIONAL BANK<sup>®</sup>**P. O. Box 718  
Evansville, IN 47705

COMMUNITY PARTNER CHECKING

## ACCOUNT INFORMATION

DATE 07/31/2020  
ACCOUNT NUMBER 300113664

PAGE 3 OF 7

## WITHDRAWALS AND OTHER DEBITS (continued)

DATE	TRACER	TRANSACTION DESCRIPTIONS	AMOUNT
07/02	79	CRD PUR 018426121845 5164 BUCKINGHAM COMPANIES 952-2266441 MN BUCKINGHAM	-\$241.45
07/03	4185	PAYROLL PAYROLL BURNSVILLE HOCKEY CLUB	-\$719.28
07/03	4185	PAYROLL PAYROLL BURNSVILLE HOCKEY CLUB	-\$549.27
07/03	4185	PAYROLL PAYROLL BURNSVILLE HOCKEY CLUB	-\$362.69
07/03	4185	PAYROLL PAYROLL BURNSVILLE HOCKEY CLUB	-\$255.58
07/03	4185	PAYROLL PAYROLL BURNSVILLE HOCKEY CLUB	-\$214.49
07/03	4185	PAYROLL PAYROLL BURNSVILLE HOCKEY CLUB	-\$111.86
07/03	4185	PAYROLL PAYROLL BURNSVILLE HOCKEY CLUB	-\$109.66
07/03	4185	PAYROLL PAYROLL BURNSVILLE HOCKEY CLUB	-\$87.73
07/03	64	CRD PUR 018422100352 5164 LOGMEIN*GoToMyPC logmein.com MA LOGMEIN*Go	-\$44.00
07/03	4185	PAYROLL PAYROLL BURNSVILLE HOCKEY CLUB	-\$41.68
07/06	1188	THREE DIAMOND CO ACH BURNSVILLE HOCKEY	-\$452.87
07/07	1189	IRS USATAXPYMT BURNSVILLE HOCKEY CLUB	-\$175.13
07/07	1189	Payroll Tax Burnsville Hockey Club	-\$36.77
07/07	1189	MN DEPT OF REVEN MN Rev pay BURNSVILLE HOCKEY CLUB	-\$22.07
07/08	1190	IRS USATAXPYMT BURNSVILLE HOCKEY CLUB	-\$498.33
07/10	1192	THREE DIAMOND CO ACH BURNSVILLE HOCKEY	-\$434.63

**OLD NATIONAL BANK®**P. O. Box 718  
Evansville, IN 47705

COMMUNITY PARTNER CHECKING

## ACCOUNT INFORMATION

DATE 07/31/2020  
ACCOUNT NUMBER 300113664

PAGE 4 OF 7

## WITHDRAWALS AND OTHER DEBITS (continued)

DATE	TRACER	TRANSACTION DESCRIPTIONS	AMOUNT
07/10	62	CRD PUR 019220500814 5164 OFFICEMAX/DEPOT 6767 SAVAGE MN OFFICEMAX/	-\$157.91
07/10	1192	Payroll Tax Burnsville Hockey Club	-\$137.00
07/13	1195	THREE DIAMOND CO ACH BURNSVILLE HOCKEY	-\$107.13
07/16	1198	THREE DIAMOND CO ACH BURNSVILLE HOCKEY	-\$550.69
07/17	1199	PAYROLL PAYROLL BURNSVILLE HOCKEY CLUB	-\$719.29
07/17	1199	PAYROLL PAYROLL BURNSVILLE HOCKEY CLUB	-\$533.55
07/17	1199	PAYROLL PAYROLL BURNSVILLE HOCKEY CLUB	-\$527.28
07/17	1199	PAYROLL PAYROLL BURNSVILLE HOCKEY CLUB	-\$253.96
07/17	1199	PAYROLL PAYROLL BURNSVILLE HOCKEY CLUB	-\$135.98
07/17	1199	PAYROLL PAYROLL BURNSVILLE HOCKEY CLUB	-\$107.48
07/17	1199	PAYROLL PAYROLL BURNSVILLE HOCKEY CLUB	-\$105.29
07/17	1199	PAYROLL PAYROLL BURNSVILLE HOCKEY CLUB	-\$96.50
07/17	1199	PAYROLL PAYROLL BURNSVILLE HOCKEY CLUB	-\$39.48
07/20	1202	BurnsvilleHockey CREDITS BurnsvilleHockey	-\$2,686.40
07/20	1202	BurnsvilleHockey CREDITS BurnsvilleHockey	-\$1,548.70
07/21	1203	MN DEPT OF REVEN MN Rev pay BURNSVILLE HOCKEY CLUB	-\$13,116.57
07/21	1203	THREE DIAMOND CO ACH BURNSVILLE HOCKEY	-\$1,012.83
07/21	1203	Payroll Tax Burnsville Hockey Club	-\$43.47



# OLD NATIONAL BANK®

P. O. Box 718  
Evansville, IN 47705

COMMUNITY PARTNER CHECKING

## ACCOUNT INFORMATION

DATE 07/31/2020  
ACCOUNT NUMBER 300113664

PAGE 5 OF 7

## WITHDRAWALS AND OTHER DEBITS (continued)

DATE	TRACER	TRANSACTION DESCRIPTIONS	AMOUNT
07/22	1204	IRS USATAXPYMT BURNSVILLE HOCKEY CLUB	-\$524.53
07/23	1205	THREE DIAMOND CO ACH BURNSVILLE HOCKEY	-\$452.21
07/24	1206	THREE DIAMOND CO ACH BURNSVILLE HOCKEY	-\$183.08
07/27	1209	THREE DIAMOND CO ACH BURNSVILLE HOCKEY	-\$447.78
07/30	1212	THREE DIAMOND CO ACH BURNSVILLE HOCKEY	-\$1,211.83

## CHECKS

CHECK NUMBER	DATE	AMOUNT	CHECK NUMBER	DATE	AMOUNT
5210	07/20	\$698.00	5213	07/22	\$64.67
5211	07/03	\$90.00	5216 *	07/31	\$104.00
5212	07/15	\$1,916.78			

\* Denotes check paid out of sequence

## DAILY BALANCE SUMMARY

DATE	BALANCE	DATE	BALANCE	DATE	BALANCE
06/30	\$39,614.98	07/01	\$44,172.98	07/02	\$47,003.84
07/03	\$46,185.60	07/06	\$49,516.73	07/07	\$53,283.76
07/08	\$53,784.43	07/09	\$54,376.43	07/10	\$56,703.89
07/13	\$62,374.76	07/14	\$67,178.76	07/15	\$66,665.98
07/16	\$69,884.29	07/17	\$67,365.48	07/20	\$66,498.38
07/21	\$52,781.51	07/22	\$52,708.31	07/23	\$57,117.10
07/24	\$57,942.02	07/27	\$61,722.24	07/29	\$65,120.24
07/30	\$64,478.41	07/31	\$67,655.41		

Effective July 1, 2020, deposited checks (drawn on another financial institution) receiving an extended hold under Regulation CC, will experience an increase in the amount that will be available for use.

- Minimum amount available for you use next day will be \$225 (an increase from \$200)
- Extended holds may apply if checks total more than \$5,525 (an increase from \$5,000)

Clients opening a new account are subject to special rules within the first 30 days. When depositing cashier's, certified, teller's, traveler's, and federal, state, and local government



**OLD NATIONAL BANK®**

**P. O. Box 718  
Evansville, IN 47705**

COMMUNITY PARTNER CHECKING

ACCOUNT INFORMATION

DATE	07/31/2020
ACCOUNT NUMBER	300113664

PAGE 6 OF 7

checks, \$5,525 (an increase from \$5000) of your funds will be available the next day or, if not deposited in person (other than a U.S. Treasury check), the second business day after the day of your deposit. The amount over \$5,525 will be available on the ninth business day.

For more information, please see the Deposit Account Agreement and Disclosure, section 27, located at [www.oldnational.com](http://www.oldnational.com) and select "Disclosures" at the bottom of the page.

00208576 0837187 0006-0007



## COMMUNITY PARTNER CHECKING

300113664

**Assured PAYMENT**  
 \$696.00  
 1/6/83  
 NATIONAL LIFE INSURANCE CO.  
 1400 BROADWAY  
 CHRYSLER Bldg. 18th Floor  
 New York, N.Y. 10036  
 0000005210  
**July 17, 2020**  
 OLD NATIONAL BANK  
 1500 16th St. N.W.  
 BANCHELL 10020120  
 DOLANS  
**\$696.00**  
 Paid After 160 Days  
 Surrendering On File  
 This check has been authorized  
 by your depositor  
 00543000142400143664

---

5210 \$698.00 07/20/2020[illegible]

5211 \$90.00 07/03/2020

[illegible]

5212 \$1,916.78 07/15/2020

[illegible]

5213 \$64.67 07/22/2020

[illegible]

5216 \$104.00 07/31/2020

**ePullTab Monthly 01-Jul-2020 / 31-Jul-2020****Organization Burnsville Hockey Club****Premise: Clives Roadhouse**

---

Mfg ID	Part Number	Serial #	Date in play	Ideal gross receipts	Ideal prizes	Value of unsold tickets	Gross receipts	Value of prizes paid	Net Receipts	Date game removed
PT	1100	841026	08-Feb-19	2188.00	1818.75	1992.00	196.00	103.00	93.00	
PT	1101	1261702	05-Dec-19	5422.00	4156.50	4909.00	513.00	476.00	37.00	
PT	1101	841027	08-Feb-19	1875.00	1106.50	1875.00	0.00	0.00	0.00	
PT	1102	841028	08-Feb-19	7032.00	5769.00	6622.00	410.00	308.00	102.00	
PT	1103	841029	08-Feb-19	14676.00	11657.00	13632.00	1044.00	562.50	481.50	
PT	1104	841030	08-Feb-19	30185.00	24624.00	29250.00	935.00	550.00	385.00	
PT	1200	841016	08-Feb-19	1658.25	1429.90	1627.25	31.00	13.85	17.15	
PT	1201	841017	08-Feb-19	5954.00	4436.50	5785.00	169.00	215.00	-46.00	
PT	1202	841018	08-Feb-19	12724.00	10612.00	12536.00	188.00	309.00	-121.00	
PT	1203	841019	08-Feb-19	21597.00	18484.50	20235.00	1362.00	2235.00	-873.00	
PT	1204	841020	08-Feb-19	36515.00	30912.50	36310.00	205.00	377.50	-172.50	
PT	1300	840924	08-Feb-19	1602.75	1207.20	1551.75	51.00	29.55	21.45	
PT	1301	840925	08-Feb-19	3309.00	2898.50	3135.50	173.50	220.00	-46.50	
PT	1302	840926	08-Feb-19	4779.00	4000.00	4740.00	39.00	10.50	28.50	
PT	1303	840927	08-Feb-19	9914.00	8201.00	9612.00	302.00	240.00	62.00	
PT	1304	840928	08-Feb-19	20319.00	17944.50	19959.00	360.00	312.00	48.00	
PT	1305	840929	08-Feb-19	27330.00	24005.50	26965.00	365.00	102.50	262.50	
PT	1600	840930	08-Feb-19	1770.75	1528.85	1714.00	56.75	77.75	-21.00	

PT	1601	840931	08-Feb-19	3475.50	2969.75	3447.50	28.00	47.35	-19.35	
PT	1602	840932	08-Feb-19	3779.00	3022.50	3690.00	89.00	44.00	45.00	
PT	1603	840933	08-Feb-19	11054.00	9207.50	10912.00	142.00	153.50	-11.50	
PT	1604	840934	08-Feb-19	20826.00	18018.75	20667.00	159.00	75.00	84.00	
PT	1605	840935	08-Feb-19	26910.00	22227.50	26495.00	415.00	245.00	170.00	
PT	1700	841011	08-Feb-19	2692.00	2372.00	2692.00	0.00	0.00	0.00	
PT	1701	841012	08-Feb-19	4550.00	4386.50	4550.00	0.00	0.00	0.00	
PT	1702	841013	08-Feb-19	10792.00	9571.00	10792.00	0.00	0.00	0.00	
PT	1703	841014	08-Feb-19	18987.00	16422.00	18987.00	0.00	0.00	0.00	
PT	1704	841015	08-Feb-19	10365.00	10626.50	10365.00	0.00	0.00	0.00	
PT	1710	1340031	01-Jan-20	3602.00	3010.25	3288.50	313.50	289.75	23.75	
PT	1711	1340032	01-Jan-20	6414.00	5157.00	5908.00	506.00	269.00	237.00	
PT	1712	1340033	01-Jan-20	12416.00	10940.00	12220.00	196.00	122.00	74.00	
PT	1713	1340034	01-Jan-20	20931.00	18193.50	20019.00	912.00	355.50	556.50	
PT	1714	1340035	01-Jan-20	35525.00	30554.50	35330.00	195.00	220.00	-25.00	
PT	1800	840978	08-Feb-19	3339.50	2905.45	3293.50	46.00	47.85	-1.85	
PT	1801	840979	08-Feb-19	5011.00	4298.25	4870.00	141.00	117.75	23.25	
PT	1802	840980	08-Feb-19	12538.00	11030.00	12418.00	120.00	32.00	88.00	
PT	1803	840981	08-Feb-19	20595.00	16982.25	20298.00	297.00	123.75	173.25	
PT	1804	840982	08-Feb-19	32625.00	28341.25	32580.00	45.00	0.00	45.00	
PT	1900	840962	08-Feb-19	3557.50	3043.10	3475.00	82.50	101.90	-19.40	
PT	1901	840964	08-Feb-19	4233.00	3679.50	4125.00	108.00	25.50	82.50	
PT	1902	840965	08-Feb-19	12806.00	11053.00	12800.00	6.00	0.00	6.00	
PT	1903	840966	08-Feb-19	20268.00	17738.50	19995.00	273.00	228.00	45.00	

PT	1904	840967	08-Feb-19	36300.00	31043.00	35820.00	480.00	575.00	-95.00	
PT	2000	840983	08-Feb-19	1813.50	1564.15	1813.50	0.00	0.00	0.00	
PT	2001	840985	08-Feb-19	6121.00	5113.50	6121.00	0.00	0.00	0.00	
PT	2002	840986	08-Feb-19	13768.00	11976.00	13768.00	0.00	0.00	0.00	
PT	2003	840988	08-Feb-19	36555.00	29012.50	36555.00	0.00	0.00	0.00	
PT	2004	840984	08-Feb-19	3544.50	2939.75	3544.50	0.00	0.00	0.00	
PT	2005	840987	08-Feb-19	21933.00	18681.00	21933.00	0.00	0.00	0.00	
PT	2010	1334378	01-Jan-20	1863.50	1558.60	1856.50	7.00	3.50	3.50	
PT	2011	1334380	01-Jan-20	6992.00	5758.50	6605.00	387.00	187.50	199.50	
PT	2012	1334381	01-Jan-20	13704.00	11307.00	13580.00	124.00	23.00	101.00	
PT	2013	1334383	01-Jan-20	36580.00	31102.50	35825.00	755.00	627.50	127.50	
PT	2014	1334379	01-Jan-20	3704.50	3163.00	3671.00	33.50	5.00	28.50	
PT	2015	1334382	01-Jan-20	21705.00	18279.00	21162.00	543.00	501.00	42.00	
PT	2100	840952	08-Feb-19	3207.50	2965.50	3149.00	58.50	54.25	4.25	
PT	2101	840953	08-Feb-19	5189.00	5040.00	5090.00	99.00	283.00	-184.00	
PT	2102	840954	08-Feb-19	11300.00	9729.00	11186.00	114.00	28.00	86.00	
PT	2103	840955	08-Feb-19	19467.00	15998.50	19308.00	159.00	28.50	130.50	
PT	2104	840956	08-Feb-19	35600.00	31043.00	35525.00	75.00	45.00	30.00	
PT	2200	840995	08-Feb-19	3407.50	2850.75	3322.00	85.50	59.75	25.75	
PT	2201	840996	08-Feb-19	5657.00	4778.50	5432.00	225.00	224.00	1.00	
PT	2202	840997	08-Feb-19	13594.00	11402.00	13408.00	186.00	123.00	63.00	
PT	2203	840998	08-Feb-19	21684.00	18698.50	20952.00	732.00	621.00	111.00	
PT	2204	840999	08-Feb-19	36185.00	31245.50	35995.00	190.00	132.50	57.50	
PT	2300	841021	08-Feb-19	3101.00	2585.00	3066.00	35.00	45.75	-10.75	

PT	2301	841022	08-Feb-19	6049.00	5206.50	5941.00	108.00	147.00	-39.00	
PT	2302	841023	08-Feb-19	14190.00	11919.00	14190.00	0.00	0.00	0.00	
PT	2303	841024	08-Feb-19	17886.00	14786.50	17886.00	0.00	0.00	0.00	
PT	2304	841025	08-Feb-19	33510.00	28618.00	33510.00	0.00	0.00	0.00	
PT	2400	841032	08-Feb-19	3434.00	2920.75	3400.00	34.00	23.00	11.00	
PT	2401	841033	08-Feb-19	5300.00	4601.00	5215.00	85.00	27.50	57.50	
PT	2402	841034	08-Feb-19	13188.00	11456.00	12982.00	206.00	214.00	-8.00	
PT	2403	841035	08-Feb-19	21555.00	18455.50	21111.00	444.00	148.50	295.50	
PT	2404	841036	08-Feb-19	36030.00	31185.50	35880.00	150.00	27.50	122.50	
PT	2500	840941	08-Feb-19	3532.50	2924.50	3520.50	12.00	1.00	11.00	
PT	2501	840942	08-Feb-19	6048.00	5253.50	6038.00	10.00	0.00	10.00	
PT	2502	840943	08-Feb-19	13590.00	11238.00	13590.00	0.00	0.00	0.00	
PT	2503	840944	08-Feb-19	21288.00	18185.50	20808.00	480.00	408.00	72.00	
PT	2504	840945	08-Feb-19	37055.00	31403.00	37055.00	0.00	0.00	0.00	
PT	2600	841006	08-Feb-19	3006.50	2663.50	2918.50	88.00	123.00	-35.00	
PT	2601	841007	08-Feb-19	5716.00	4927.00	5493.00	223.00	174.00	49.00	
PT	2602	841008	08-Feb-19	12618.00	10736.00	12518.00	100.00	102.00	-2.00	
PT	2603	841009	08-Feb-19	19377.00	16984.00	19350.00	27.00	15.00	12.00	
PT	2604	841010	08-Feb-19	34335.00	29913.00	34335.00	0.00	0.00	0.00	
PT	2700	841037	08-Feb-19	3472.50	3082.25	3472.50	0.00	0.00	0.00	
PT	2701	841038	08-Feb-19	5522.00	4777.00	5522.00	0.00	0.00	0.00	
PT	2702	841039	08-Feb-19	12952.00	10000.00	12952.00	0.00	0.00	0.00	
PT	2703	841040	08-Feb-19	19908.00	16383.00	19908.00	0.00	0.00	0.00	
PT	2704	841041	08-Feb-19	30695.00	25400.00	30695.00	0.00	0.00	0.00	

PT	2710	1345243	01-Jan-20	3503.50	3046.70	2970.50	533.00	288.90	244.10	
PT	2711	1345244	01-Jan-20	6989.00	5810.75	6663.00	326.00	184.00	142.00	
PT	2712	1345245	01-Jan-20	14214.00	12404.50	14004.00	210.00	112.00	98.00	
PT	2713	1345246	01-Jan-20	22107.00	19026.00	21870.00	237.00	46.50	190.50	
PT	2714	1345247	01-Jan-20	36340.00	30130.00	35905.00	435.00	46.25	388.75	
PT	2800	840957	08-Feb-19	3476.50	2933.00	3456.50	20.00	9.75	10.25	
PT	2801	840958	08-Feb-19	6003.00	4998.00	5967.00	36.00	5.00	31.00	
PT	2802	840959	08-Feb-19	12810.00	11106.00	12738.00	72.00	23.00	49.00	
PT	2803	840960	08-Feb-19	21222.00	18062.50	21222.00	0.00	0.00	0.00	
PT	2804	840961	08-Feb-19	34155.00	29760.50	33950.00	205.00	67.50	137.50	
PT	2900	840968	08-Feb-19	3502.50	2974.25	3502.50	0.00	0.00	0.00	
PT	2901	840969	08-Feb-19	6606.00	5519.50	6606.00	0.00	0.00	0.00	
PT	2902	840970	08-Feb-19	14518.00	12428.00	14518.00	0.00	0.00	0.00	
PT	2903	840971	08-Feb-19	21990.00	18772.00	21990.00	0.00	0.00	0.00	
PT	2904	840972	08-Feb-19	36760.00	31465.50	36760.00	0.00	0.00	0.00	
PT	2910	1305177	31-Dec-19	3714.00	3165.75	3631.50	82.50	176.75	-94.25	
PT	2911	1305178	31-Dec-19	7366.00	6181.50	7295.00	71.00	86.00	-15.00	
PT	2912	1305179	31-Dec-19	14498.00	12460.00	14466.00	32.00	1.00	31.00	
PT	2913	1305180	31-Dec-19	22119.00	19006.00	22029.00	90.00	12.00	78.00	
PT	2914	1305181	31-Dec-19	36940.00	31605.50	36810.00	130.00	140.00	-10.00	
PT	3000	841000	08-Feb-19	1654.50	1310.25	1654.50	0.00	0.00	0.00	
PT	3001	841002	08-Feb-19	6237.00	5465.00	6237.00	0.00	0.00	0.00	
PT	3002	841003	08-Feb-19	12628.00	11598.00	12628.00	0.00	0.00	0.00	
PT	3003	841005	08-Feb-19	33190.00	28870.00	33190.00	0.00	0.00	0.00	

PT	3004	841001	08-Feb-19	3424.50	2851.00	3424.50	0.00	0.00	0.00	
PT	3005	841004	08-Feb-19	19554.00	16245.00	19554.00	0.00	0.00	0.00	
PT	3010	1328072	01-Jan-20	1845.00	1586.00	1821.00	24.00	69.50	-45.50	
PT	3011	1328074	01-Jan-20	7261.00	5839.00	7140.00	121.00	52.00	69.00	
PT	3012	1328075	01-Jan-20	14116.00	11896.00	13800.00	316.00	326.00	-10.00	
PT	3013	1328077	01-Jan-20	36815.00	31635.00	35900.00	915.00	575.00	340.00	
PT	3014	1328073	01-Jan-20	3650.00	3136.00	3545.00	105.00	57.00	48.00	
PT	3015	1328076	01-Jan-20	20823.00	18201.00	20448.00	375.00	990.00	-615.00	
PT	3100	840936	08-Feb-19	3235.00	2590.75	3165.00	70.00	33.75	36.25	
PT	3101	840937	08-Feb-19	5409.00	4502.00	5363.00	46.00	5.50	40.50	
PT	3102	840938	08-Feb-19	13094.00	11489.00	12980.00	114.00	196.00	-82.00	
PT	3103	840939	08-Feb-19	22170.00	18998.50	22119.00	51.00	40.50	10.50	
PT	3104	840940	08-Feb-19	37165.00	30913.00	37165.00	0.00	0.00	0.00	
PT	3200	840913	08-Feb-19	3336.50	2883.75	3279.00	57.50	59.75	-2.25	
PT	3201	840914	08-Feb-19	3871.00	2809.50	3696.00	175.00	126.50	48.50	
PT	3202	840915	08-Feb-19	10974.00	9071.00	10790.00	184.00	86.00	98.00	
PT	3203	840916	08-Feb-19	20454.00	17437.50	20331.00	123.00	160.50	-37.50	
PT	3204	840917	08-Feb-19	34970.00	29497.50	34475.00	495.00	312.50	182.50	
PT	3300	840973	08-Feb-19	3241.50	2805.60	2669.50	572.00	363.70	208.30	
PT	3301	840974	08-Feb-19	4359.00	3213.80	4131.00	228.00	239.00	-11.00	
PT	3302	840975	08-Feb-19	11310.00	8758.60	10912.00	398.00	389.20	8.80	
PT	3303	840976	08-Feb-19	19620.00	16635.40	19371.00	249.00	27.00	222.00	
PT	3304	840977	08-Feb-19	35670.00	28889.00	35065.00	605.00	517.00	88.00	
PT	3400	894398	28-Mar-19	3026.50	2449.25	3026.50	0.00	0.00	0.00	

PT	3401	894399	28-Mar-19	5411.00	5026.00	5411.00	0.00	0.00	0.00	
PT	3402	894400	28-Mar-19	12482.00	10845.00	12482.00	0.00	0.00	0.00	
PT	3403	894401	28-Mar-19	22002.00	18940.50	22002.00	0.00	0.00	0.00	
PT	3404	894402	28-Mar-19	36960.00	31670.00	36960.00	0.00	0.00	0.00	
PT	3410	1322492	01-Jan-20	3662.50	3119.25	3485.00	177.50	131.75	45.75	
PT	3411	1322493	01-Jan-20	6896.00	5689.00	6505.00	391.00	232.50	158.50	
PT	3412	1322494	01-Jan-20	14046.00	11698.00	13792.00	254.00	216.00	38.00	
PT	3413	1322495	01-Jan-20	22173.00	18930.00	21756.00	417.00	277.50	139.50	
PT	3414	1322496	01-Jan-20	36155.00	30872.50	35960.00	195.00	22.50	172.50	
PT	3500	1221305	20-Nov-19	3481.50	3009.25	3464.50	17.00	7.50	9.50	
PT	3501	1221306	20-Nov-19	6399.00	5128.00	6382.00	17.00	2.00	15.00	
PT	3502	1221307	20-Nov-19	13784.00	11982.00	13784.00	0.00	0.00	0.00	
PT	3503	1221308	20-Nov-19	21423.00	18471.00	21351.00	72.00	22.50	49.50	
PT	3504	1221309	20-Nov-19	36230.00	31292.50	36080.00	150.00	122.50	27.50	
PT	3600	875497	02-Mar-19	3518.00	2951.75	3491.00	27.00	32.75	-5.75	
PT	3601	875498	02-Mar-19	5790.00	4935.00	5693.00	97.00	15.50	81.50	
PT	3602	875499	02-Mar-19	13426.00	11580.00	13426.00	0.00	0.00	0.00	
PT	3603	875500	02-Mar-19	21723.00	18598.00	21489.00	234.00	223.50	10.50	
PT	3604	875501	02-Mar-19	37040.00	31048.00	36970.00	70.00	0.00	70.00	
PT	3700	968348	31-May-19	3145.50	2558.85	3069.50	76.00	29.85	46.15	
PT	3701	968349	31-May-19	5317.00	4441.80	5289.00	28.00	19.40	8.60	
PT	3702	968350	31-May-19	14018.00	12251.60	14008.00	10.00	0.00	10.00	
PT	3703	968351	31-May-19	21081.00	18326.50	20619.00	462.00	308.70	153.30	
PT	3704	968352	31-May-19	32900.00	28036.00	32595.00	305.00	224.00	81.00	



PT	3800	1073139	31-Jul-19	3388.00	2889.75	3385.50	2.50	0.00	2.50	
PT	3801	1073140	31-Jul-19	6739.00	5618.40	6706.00	33.00	25.30	7.70	
PT	3802	1073141	31-Jul-19	14320.00	11863.80	14320.00	0.00	0.00	0.00	
PT	3803	1073142	31-Jul-19	21297.00	18431.80	21105.00	192.00	62.40	129.60	
PT	3804	1073143	31-Jul-19	36390.00	31110.50	36355.00	35.00	112.00	-77.00	
PT	3900	1090165	27-Aug-19	3693.00	3167.75	3672.50	20.50	10.25	10.25	
PT	3901	1090166	27-Aug-19	6554.00	5515.50	6515.00	39.00	10.50	28.50	
PT	3902	1090167	27-Aug-19	12912.00	11166.00	12902.00	10.00	20.00	-10.00	
PT	3903	1090168	27-Aug-19	21258.00	18078.00	21147.00	111.00	198.00	-87.00	
PT	3904	1090169	27-Aug-19	36175.00	30045.00	36175.00	0.00	0.00	0.00	
PT	4000	840989	08-Feb-19	1777.00	1520.25	1760.75	16.25	5.25	11.00	
PT	4001	840991	08-Feb-19	5604.00	4976.00	5563.00	41.00	11.00	30.00	
PT	4002	840992	08-Feb-19	10970.00	9070.00	10780.00	190.00	66.00	124.00	
PT	4003	840994	08-Feb-19	18230.00	13700.00	17740.00	490.00	240.00	250.00	
PT	4004	840990	08-Feb-19	3523.00	3058.00	3481.00	42.00	24.00	18.00	
PT	4005	840993	08-Feb-19	20235.00	16785.00	19866.00	369.00	414.00	-45.00	
PT	4100	1133147	24-Sep-19	3373.50	2917.75	3326.50	47.00	29.75	17.25	
PT	4101	1133148	24-Sep-19	5318.00	4727.00	5169.00	149.00	101.50	47.50	
PT	4102	1133149	24-Sep-19	12194.00	10252.00	12146.00	48.00	29.00	19.00	
PT	4103	1133150	24-Sep-19	19476.00	17180.50	19446.00	30.00	7.50	22.50	
PT	4104	1133151	24-Sep-19	32065.00	27490.50	31520.00	545.00	810.00	-265.00	
PT	4200	1359086	11-Jan-20	3709.50	3176.00	3685.00	24.50	13.40	11.10	
PT	4201	1359087	11-Jan-20	6870.00	5952.40	6816.00	54.00	74.00	-20.00	
PT	4202	1359088	11-Jan-20	14462.00	12161.20	14460.00	2.00	0.00	2.00	

PT	4203	1359089	11-Jan-20	21963.00	18916.00	21936.00	27.00	12.00	15.00	
PT	4204	1359090	11-Jan-20	37255.00	31816.00	36845.00	410.00	577.50	-167.50	
PT	4500	1413806	05-Feb-20	3672.00	3169.00	3647.00	25.00	6.00	19.00	
PT	4501	1413807	05-Feb-20	6879.00	5970.00	6826.00	53.00	13.00	40.00	
PT	4502	1413808	05-Feb-20	13920.00	12246.00	13854.00	66.00	10.00	56.00	
PT	4503	1413809	05-Feb-20	20415.00	16308.00	20052.00	363.00	87.00	276.00	
PT	4504	1413810	05-Feb-20	36850.00	31646.00	36770.00	80.00	45.00	35.00	
PT	4600S	1470445	05-Mar-20	3701.50	3165.50	3686.50	15.00	0.25	14.75	
PT	4600X	1470446	05-Mar-20	1630.00	1369.00	1560.00	70.00	21.50	48.50	
PT	4601S	1470447	05-Mar-20	7309.00	6257.00	7269.00	40.00	31.50	8.50	
PT	4601X	1470448	05-Mar-20	2984.00	2658.00	2733.00	251.00	123.00	128.00	
PT	4602S	1470449	05-Mar-20	14646.00	12484.00	14582.00	64.00	31.00	33.00	
PT	4602X	1470450	05-Mar-20	6572.00	5479.00	6218.00	354.00	232.00	122.00	
PT	4603S	1470451	05-Mar-20	22056.00	18665.50	21750.00	306.00	108.00	198.00	
PT	4603X	1470452	05-Mar-20	9843.00	8429.00	9294.00	549.00	234.00	315.00	
PT	4604S	1470453	05-Mar-20	37255.00	31860.50	37200.00	55.00	57.50	-2.50	
PT	4604X	1470454	05-Mar-20	16920.00	14534.00	14865.00	2055.00	2375.00	-320.00	
PT	4700	1656756	01-Jul-20	3750.00	3187.50	3626.50	123.50	80.50	43.00	
PT	4701	1656757	01-Jul-20	7500.00	6375.00	6781.00	719.00	414.50	304.50	
PT	4702	1656758	01-Jul-20	15000.00	12750.00	14406.00	594.00	680.00	-86.00	
PT	4703	1656759	01-Jul-20	22500.00	19124.50	21909.00	591.00	268.50	322.50	
PT	4704	1656760	01-Jul-20	37500.00	31873.00	37150.00	350.00	257.50	92.50	
PT	5000	840918	08-Feb-19	1732.75	1509.00	1710.00	22.75	12.75	10.00	
PT	5001	840920	08-Feb-19	6501.00	5778.00	6483.00	18.00	3.00	15.00	

PT	5002	840921	08-Feb-19	13712.00	11628.00	13710.00	2.00	0.00	2.00	
PT	5003	840923	08-Feb-19	36200.00	30760.00	36200.00	0.00	0.00	0.00	
PT	5004	840919	08-Feb-19	3515.50	3113.00	3513.00	2.50	0.50	2.00	
PT	5005	840922	08-Feb-19	20931.00	18147.00	20802.00	129.00	24.00	105.00	
PT	6000	840946	08-Feb-19	1723.50	1319.90	1723.50	0.00	0.00	0.00	
PT	6001	840948	08-Feb-19	5087.00	4052.00	5087.00	0.00	0.00	0.00	
PT	6002	840949	08-Feb-19	13074.00	10870.00	13074.00	0.00	0.00	0.00	
PT	6003	840951	08-Feb-19	36675.00	31418.00	36675.00	0.00	0.00	0.00	
PT	6004	840947	08-Feb-19	3338.50	2881.50	3338.50	0.00	0.00	0.00	
PT	6005	840950	08-Feb-19	21747.00	18604.00	21747.00	0.00	0.00	0.00	
PT	6010	1317010	31-Dec-19	1824.50	1566.40	1770.25	54.25	28.65	25.60	
PT	6011	1317012	31-Dec-19	7041.00	5980.50	6946.00	95.00	72.50	22.50	
PT	6012	1317013	31-Dec-19	14196.00	11632.00	14104.00	92.00	65.00	27.00	
PT	6013	1317015	31-Dec-19	36725.00	31110.50	36540.00	185.00	92.50	92.50	
PT	6014	1317011	31-Dec-19	3722.00	3166.00	3704.50	17.50	10.00	7.50	
PT	6015	1317014	31-Dec-19	21897.00	18778.00	21753.00	144.00	45.00	99.00	
PT	6111X	1611747	25-Jun-20	3456.00	2973.00	3201.00	255.00	121.00	134.00	
PT	6112X	1611748	25-Jun-20	6908.00	5531.00	6300.00	608.00	408.00	200.00	
PT	6113X	1611750	25-Jun-20	17360.00	14854.00	16695.00	665.00	680.00	-15.00	
PT	6115X	1611749	25-Jun-20	10326.00	8774.00	9618.00	708.00	534.00	174.00	
PT	6201X	1607155	25-Jun-20	3500.00	2975.00	3499.00	1.00	0.00	1.00	
PT	6202X	1607156	25-Jun-20	6970.00	5949.00	6952.00	18.00	0.00	18.00	
PT	6203X	1607157	25-Jun-20	10461.00	8909.00	10431.00	30.00	0.00	30.00	
PT	6204X	1607158	25-Jun-20	17450.00	14874.00	17450.00	0.00	0.00	0.00	

PT	9000	840907	08-Feb-19	1678.50	1430.85	1678.50	0.00	0.00	0.00	
PT	9001	840908	08-Feb-19	3382.00	2885.25	3382.00	0.00	0.00	0.00	
PT	9002	840909	08-Feb-19	5174.00	4608.50	5174.00	0.00	0.00	0.00	
PT	9003	840910	08-Feb-19	13300.00	11638.00	13300.00	0.00	0.00	0.00	
PT	9004	840911	08-Feb-19	19869.00	16278.50	19869.00	0.00	0.00	0.00	
PT	9005	840912	08-Feb-19	35525.00	30775.50	35525.00	0.00	0.00	0.00	
PT	9010	1310796	31-Dec-19	1871.00	1593.75	1841.25	29.75	34.35	-4.60	
PT	9011	1310797	31-Dec-19	3668.50	3071.75	3645.00	23.50	8.25	15.25	
PT	9012	1310798	31-Dec-19	6983.00	5904.50	6804.00	179.00	160.50	18.50	
PT	9013	1310799	31-Dec-19	13672.00	11486.00	13542.00	130.00	37.00	93.00	
PT	9014	1310800	31-Dec-19	20184.00	16930.00	19773.00	411.00	130.50	280.50	
PT	9015	1310801	31-Dec-19	36345.00	29614.00	36330.00	15.00	2.50	12.50	
Total				3538755.50	3007734.85	3497836.75	40918.75	31730.35	9188.40	

**LG846 Physical Inventory/Pull-Tabs, Tipboards, and/or Paddletickets Monthly Report**
☒ Pull-Tabs  
☐ Tipboards  
☐ Paddletickets

Organization Name: BURNSVILLE HOCKEY CLUB		License/Premises Permit Number: #04433-015		
Site Name: Clive's		Month/Year: July/2020		
Column 1	Column 2	Column 3	Column 4	Column 5
Manuf. ID	Form (part) Number	Name of Game	Serial Number	Actual Game Cost (do not include sales tax, 1.7% tax, or freight)
AG	CNA402	Cherry Poppin	6919555	48.60
AG	CNA402	Cherry Poppin	6920554	48.60
AG	CNA402	Cherry Poppin	6920551	48.60
AG	CNA402	Cherry Poppin	6920543	48.60
AG	CNA402	Cherry Poppin	6920539	48.60
AG	CNA402	Cherry Poppin	6920555	48.60
AG	CNA402	Cherry Poppin	6920457	48.60
AG	GPVM459	Grand Prize	6947877	46.86
AG	RUM442	Captain	6500194	48.17
A1	WA98-MN	Genuine	6W59912	48.45
A1	HY76-MN	Biker Betty	7A52106	46.27
AN	32385-MN	Bananas	6X44906	48.27
AG	16C V175	Lets Go Camping	6922330	57.28
AG	10HV175	Ace of Hearts	6859905	57.28
TP	733A-MN	Reel Rich	6W40469	57.13
1G	2071AX	Reel Skills	8634332	57.58
1G	2075AX	Big Block	8647156	57.58
A1	XC67-MN	Three Up Three Down	6Y88910	57.11
AN	3304F-MN	Betcha Bottom Dollar	6W87474	48.45
AN	3324F-MN	Howling Wolf	6W87563	48.45
TP	7197A-MN	Alcohol You Later	6U64076	48.45
AN	3142F-MN	Easy 8's	6W15856	48.45
Signature of person verifying physical inventory (may not be the person who maintains the perpetual inventory):			TOTAL:	\$
			Date Taken:	8-1-20

<input checked="" type="checkbox"/>	Pull-Tabs
<input type="checkbox"/>	Tipboards
<input type="checkbox"/>	Paddletickets

[illegible]

# Clive's PT Deposits

## 7/2020

BURNSVILLE HOCKEY CLUB 04433	
DATE: 7-2-20	
LOCATION: Clive's	SITE #: 04433-015
SERIAL NUMBER	AMOUNT
6917823	714 00
6587331	238 00
6W87427	1094 00
6X97674	427 00
6U63837	956 00
TOTAL	3,429 00

BURNSVILLE HOCKEY CLUB 04433	
DATE: 7-9-20	
LOCATION: Clive's	SITE #: 04433-015
SERIAL NUMBER	AMOUNT
6T74902	592 00
TOTAL	592 00

BURNSVILLE HOCKEY CLUB 04433	
DATE: 7-6-20	
LOCATION: Clive's	SITE #: 04433-015
SERIAL NUMBER	AMOUNT
6917040	214 00
6917042	724 00
6W87617	1322 00
6Y23113	344 00
6Y23017	652 00
6917819	528 00
TOTAL	3784 00

BURNSVILLE HOCKEY CLUB 04433	
DATE: 7-12-20	
LOCATION: Clive's	SITE #: 04433-015
SERIAL NUMBER	AMOUNT
6W87399	500 00
TOTAL	500 00

BURNSVILLE HOCKEY CLUB 04433	
DATE: 7-7-20	
LOCATION: Clive's	SITE #: 04433-015
SERIAL NUMBER	AMOUNT
6806697	3615 00
6917051	386 00
TOTAL	4001 00

BURNSVILLE HOCKEY CLUB 04433	
DATE: 7-13-20	
LOCATION: Clive's	SITE #: 04433-015
SERIAL NUMBER	AMOUNT
6918220	1576 00
6918219	808 00
6900276	18 00
6780424	264 00
6916569	122 00
6917044	426 00
TOTAL	

cont.

cont.

BURNSVILLE HOCKEY CLUB 04433		
DATE: 7-13-20		
LOCATION: Clive's	SITE #:	04433-015
SERIAL NUMBER	AMOUNT	
609116564	434 00	
60918105	806 00	
604164077	468 00	
60917041	1182 00	
60216143	1032 00	
TOTAL		3476 00

BURNSVILLE HOCKEY CLUB 04433		
DATE: 7-16-20		
LOCATION: Clive's	SITE #:	04433-015
SERIAL NUMBER	AMOUNT	
60724189	108 00	
6092749	511 00	
60806527	2030 00	
60615106	540 00	
60725470	972 00	
TOTAL		2865 00

BURNSVILLE HOCKEY CLUB 04433		
DATE: 7-14-20		
LOCATION: Clive's	SITE #:	04433-015
SERIAL NUMBER	AMOUNT	
60216083	568 00	
TOTAL		568 00

BURNSVILLE HOCKEY CLUB 04433		
DATE: 7-20-20		
LOCATION: Clive's	SITE #:	04433-015
SERIAL NUMBER	AMOUNT	
60919031	538 00	
60918217	122 00	
6092823	793 00	
TOTAL		1,453 00

BURNSVILLE HOCKEY CLUB 04433		
DATE: 7-15-20		
LOCATION: Clive's	SITE #:	04433-015
SERIAL NUMBER	AMOUNT	
60918108	668 00	
60509138	392 00	
60918218	344 00	
TOTAL		1404 00

BURNSVILLE HOCKEY CLUB 04433		
DATE: 7-20-20		
LOCATION: Clive's	SITE #:	04433-015
SERIAL NUMBER	AMOUNT	
6217915	352 00	
60919048	392 00	
60919050	680 00	
60919042	(66 00)	
6043776	296 00	
6037717	72 00	
TOTAL		1,726 00



BURNSVILLE HOCKEY CLUB 04433	
DATE: 7-21-20	
LOCATION: Clive's	SITE #: 04433-015
SERIAL NUMBER	AMOUNT
6919032	456 00
TOTAL	456 00

BURNSVILLE HOCKEY CLUB 04433	
DATE: 7-24-20	
LOCATION: Clive's	SITE #: 04433-015
SERIAL NUMBER	AMOUNT
6703402	788 00
6919034	220 00
TOTAL	1008 00

BURNSVILLE HOCKEY CLUB 04433	
DATE: 7-22-20	
LOCATION: Clive's	SITE #: 04433-015
SERIAL NUMBER	AMOUNT
6919026	516 00
TOTAL	

BURNSVILLE HOCKEY CLUB 04433	
DATE: 7-27-20	
LOCATION: Clive's	SITE #: 04433-015
SERIAL NUMBER	AMOUNT
6800442	792 00
6720281	< 90 00 >
6658580	< 163 00 >
6800444	532 00
6800075	812 00
6800445	662 00
TOTAL	cont.

BURNSVILLE HOCKEY CLUB 04433	
DATE: 7-23-20	
LOCATION: Clive's	SITE #: 04433-015
SERIAL NUMBER	AMOUNT
6919045	734 00
6687585	359 00
6686367	32 00
6500197	84 00
TOTAL	1209 00

BURNSVILLE HOCKEY CLUB 04433	
DATE: 7-27-20	
LOCATION: Clive's	SITE #: 04433-015
SERIAL NUMBER	AMOUNT
6W59932	232 00
6W59564	862 00
6260426	531 00
6806473	< 795 00 >
TOTAL	3425 00



OLD NATIONAL BANK

TlrDDDepCom Receipt DEPOSIT

Transaction Date: 7/6/2020 11:26

Posting Date: 7/6/2020

\*\*\*\*\*3664 \$3,784.00

638 0002 2590 64

Banking.Anytime.Anywhere.  
With ONB Mobile.  
Learn more at onb247.com.

OLD NATIONAL BANK

TlrDDDepCom Receipt DEPOSIT

Transaction Date: 7/2/2020 11:26

Posting Date: 7/2/2020

\*\*\*\*\*3664 \$3,429.00

638 0003 2685 14

Banking.Anytime.Anywhere.  
With ONB Mobile.  
Learn more at onb247.com.

Clives - PT

OLD NATIONAL BANK

TlrDDDepCom Receipt DEPOSIT

Transaction Date: 7/7/2020 10:31

Posting Date: 7/7/2020

\*\*\*\*\*3664 \$4,001.00

669 0003 3132 14

Banking.Anytime.Anywhere.  
With ONB Mobile.  
Learn more at onb247.com.

OLD NATIONAL BANK

TlrDDDepCom Receipt DEPOSIT

Transaction Date: 7/9/2020 11:24

Posting Date: 7/9/2020

\*\*\*\*\*3664 \$592.00

638 0002 2590 9

Banking.Anytime.Anywhere.  
With ONB Mobile.  
Learn more at onb247.com.

OLD NATIONAL BANK

TlrDDDepCom Receipt DEPOSIT

Transaction Date: 7/13/2020 09:33

Posting Date: 7/13/2020

\*\*\*\*\*3664 \$500.00

638 0003 2685 2

Banking.Anytime.Anywhere.  
With ONB Mobile.  
Learn more at onb247.com.

OLD NATIONAL BANK

TlrDDDepCom Receipt DEPOSIT

Transaction Date: 7/13/2020 12:40

Posting Date: 7/13/2020

\*\*\*\*\*3664 \$3,976.00

638 0005 2640 6

Banking.Anytime.Anywhere.  
With ONB Mobile.  
Learn more at onb247.com.

Clive's - PT

OLD NATIONAL BANK

TlrDDDepCom Receipt DEPOSIT

Transaction Date: 7/14/2020 09:33

Posting Date: 7/14/2020

\*\*\*\*\*3664 \$569.00

669 0008 2924 14

Banking.Anytime.Anywhere.  
With ONB Mobile.  
Learn more at onb247.com.

TlrDDDepCom Receipt DEPOSIT

Transaction Date: 7/15/2020 10:56

Posting Date: 7/15/2020

\*\*\*\*\*3664 \$1,404.00

638 0002 2590 2

Banking.Anytime.Anywhere.  
With ONB Mobile.  
Learn more at onb247.com.

OLD NATIONAL BANK

TlrDDDepCom Receipt DEPOSIT

Transaction Date: 7/16/2020 12:58

Posting Date: 7/16/2020

\*\*\*\*\*3664 \$2,865.00

638 0002 2590 40

Banking.Anytime.Anywhere.  
With ONB Mobile.  
Learn more at onb247.com.

OLD NATIONAL BANK

TlrDDDepCom Receipt DEPOSIT

Transaction Date: 7/20/2020 11:05

Posting Date: 7/20/2020

\*\*\*\*\*3664 \$1,453.00

638 0002 2590 28

Banking.Anytime.Anywhere.  
With ONB Mobile.  
Learn more at onb247.com.

Clive's - PT

OLD NATIONAL BANK

TlrDDDepCom Receipt DEPOSIT

Transaction Date: 7/20/2020 09:54

Posting Date: 7/20/2020

\*\*\*\*\*3664 \$1,726.00

669 0008 2924 22

Banking.Anytime.Anywhere.  
With ONB Mobile.  
Learn more at onb247.com.

OLD NATIONAL BANK

TlrDDDepCom Receipt DEPOSIT

Transaction Date: 7/21/2020 11:30

Posting Date: 7/21/2020

\*\*\*\*\*3664 \$456.00

638 0002 2590 25

Banking.Anytime.Anywhere.  
With ONB Mobile.  
Learn more at onb247.com.

Clive's - PT

OLD NATIONAL BANK

TlrDDDepCom Receipt DEPOSIT

Transaction Date: 7/22/2020 11:05

Posting Date: 7/22/2020

\*\*\*\*\*3664 \$516.00

638 0003 2685 2

Banking.Anytime.Anywhere.  
With ONB Mobile.  
Learn more at onb247.com.

OLD NATIONAL BANK

TlrDDDepCom Receipt DEPOSIT

Transaction Date: 7/23/2020 10:35

Posting Date: 7/23/2020

\*\*\*\*\*3664 \$1,209.00

638 0005 2640 4

Banking.Anytime.Anywhere.  
With ONB Mobile.  
Learn more at onb247.com.

OLD NATIONAL BANK

TlrDDDepCom Receipt DEPOSIT

Transaction Date: 7/24/2020 11:31

Posting Date: 7/24/2020

\*\*\*\*\*3664 \$1,008.00

638 0002 2590 27

Banking.Anytime.Anywhere.  
With ONB Mobile.  
Learn more at onb247.com.

OLD NATIONAL BANK

TlrDDDepCom Receipt DEPOSIT

Transaction Date: 7/27/2020 12:41

Posting Date: 7/27/2020

\*\*\*\*\*3664 \$3,425.00

638 0003 2685 11

Banking.Anytime.Anywhere.  
With ONB Mobile.  
Learn more at onb247.com.

Clive's

OLD NATIONAL BANK

TlrDDDepCom Receipt DEPOSIT

Transaction Date: 7/29/2020 11:24

Posting Date: 7/29/2020

\*\*\*\*\*3664 \$1,898.00

638 0002 2590 30

Banking.Anytime.Anywhere.  
With ONB Mobile.  
Learn more at onb247.com.

OLD NATIONAL BANK

TlrDDDepCom Receipt DEPOSIT

Transaction Date: 7/31/2020 12:02

Posting Date: 7/31/2020

\*\*\*\*\*3664 \$3,281.00

638 0008 3136 8

Banking.Anytime.Anywhere.  
With ONB Mobile.  
Learn more at onb247.com.

Chives - July

OLD NATIONAL BANK

TlrDDDepCom Receipt DEPOSIT

Transaction Date: 8/3/2020 09:10

Posting Date: 8/3/2020

\*\*\*\*3664 \$2,868.00

638 0002 2590 5

Banking.Anytime.Anywhere.  
With ORB Mobile.  
Learn more at onb247.com.

# LG861e Daily Cash Bank Accounting for Electronic Pull-Tabs and Electronic Linked Bingo (Page 2 of 2)

Start a new sheet at the beginning of each month. Complete one line for each day of electronic game activity. (5/16)

Organization Name: Burnsville Hockey Club License and Premises Permit Number: 04433-015  
 Site Name: Clives Month/Year: July 2020 Starting Cash Bank Amount: \$2,000

TRACKING OF CASH DRAWER AMOUNT					ADJUSTMENTS FOR DEPOSITS & REIMBURSEMENTS					CASH LONG OR (SHORT)	
A	B	C	D	E	F	G	H	I	J	K	
Date	Amount in cash drawer at start of business day	Seller's Initials	Amount in cash drawer at end of business day	Seller's Initials	Change to cash drawer amount (Col. D minus Col. B)	Amount removed from cash drawer for deposit*	Amount added to reimburse for negative receipts**	Cash from game proceeds (Col. F plus Col. G minus Col. H)	Daily net from POS report***	Cash long or (short) (Col. I minus Col. J)	
7-1-20 2000		SA	1618	SA	+	-	=		-382		
7-2-20 1618		BD	1618	BD	+	-	=				
7-2-20 1618		SA	1718	SA	+	-	=		-100		
7-2-20 1718		XC	1818	XC	+	-	=		+100		
7-3-20 1818		AC	2470	AC	+	-	=		+652		
7-4-20 2470		AC	2585	AC	+	-	=		+115		
7-5-20 2585		SA	2585	SA	+	-	=				
7-5-20 2585		AC	2625	AC	+	-	=		+40		
7-6-20 2625		AC	3001	AC	+	-	=		+436		
7-7-20 3001		SA	3101	SA	+	-	=		+100		
7-7 3101		BD	32101	BD	+	-	=		+100		
7-8 32101		SA	3281	SA	+	-	=		+20		
7-8 3281		AB	3281	AB	+	-	=				
7-9 3281		AC	3281	AC	+	-	=				
7-9 3281		XC	3281	XC	+	-	=				
7-10 3281		AC	4354	AC	+	-	=		+1072		

\* Do not deposit receipts from the current day's activity. The amount deposited should equal the combined amount(s) in Column I for one or more previous days.

\*\* If the drawer is reimbursed for negative receipts, reimburse the amount needed to bring the drawer back to the original starting cash bank amount. At month-end, if the amount in Column D is less than the starting cash bank amount, enter the difference as an "unreimbursed starting cash bank amount" on the LG100A, Line 26.

\*\*\*The "Daily net from POS report" is the difference between the value of game credits purchased and the value of game credits redeemed at the site for that day. This number may be called the "Combined Net" or "Total Net" on your POS (point-of-sale) system.

Total cash long or (short) from this page:  
 Total cash long or (short) from page 1:  
 Monthly total cash long or (short):



**LG861e Daily Cash Bank Accounting for Electronic Pull-Tabs and Electronic Linked Bingo** (Page 1 of 2)

Start a new sheet at the beginning of each month. Complete one line for each day of electronic game activity.

(5/16)

Organization Name: Burnsville Hockey Club License and Premises Permit Number: 04433-015

Site Name: Clives Month/Year: July 2020 Starting Cash Bank Amount: 2,000

TRACKING OF CASH DRAWER AMOUNT				ADJUSTMENTS FOR DEPOSITS & REIMBURSEMENTS					CASH LONG OR (SHORT)	
A	B	C	D	E	F	G	H	I	J	K
Date	Amount in cash drawer at start of business day	Seller's Initials	Amount in cash drawer at end of business day	Seller's Initials	Increase or (decrease) to cash drawer amount (Col. D minus Col. B)	Amount removed from cash drawer for deposit*	Amount added to reimburse for negative receipts**	Cash from game proceeds (Col. F plus Col. G minus Col. H)	Daily net from POS report***	Cash long or (short) (Col. I minus Col. J)
7-11	4353	TW	4963	TW	+	-	=		+610 <sup>00</sup>	
7-11	4963	MD	4963	MD	+	-	=			
7-12	4964	TW	5064	TW	+	-	=		+100 <sup>00</sup>	
7-13	5064	MD	5064	MD	+	-	=			
7-13	5064	HL	<del>5064</del>	<del>HL</del>	+	4236	=		+1127	
7-14	2000	MD	2170	MD	+	-	=		+170	
7-14	2170	MD	2170	MD	+	-	=			
7-15	2170	MD			+	-	=			
7-15	2170	TC	2154	TC	+	-	=			
7-16	2154	HL	2154	HL	+	-	=			
7-16	2154	TW	2264	TW	+	-	=		+110 <sup>00</sup>	
7-17	2264	MD	2264	MD	+	-	=			
7-17	2264	HL	2294	HL	+	-	=		+30 <sup>00</sup>	
7-18	2294	HL	2294	HL	+	-	=			
7-18	2294	MD	2294	MD	+	-	=			
Total cash long or (short) from this page:										
* Do not deposit receipts from the current day's activity. The amount deposited should equal the combined amount(s) in Column I for one or more previous days.										
** If the drawer is reimbursed for negative receipts, reimburse the amount needed to bring the drawer back to the original starting cash.										

\* Do not deposit receipts from the current day's activity. The amount deposited should equal the combined amount(s) in Column I for one or more previous days.

\*\* If the drawer is reimbursed for negative receipts, reimburse the amount needed to bring the drawer back to the original starting cash bank amount. At month-end, if the amount in Column D is less than the starting cash bank amount, enter the difference as an "unreimbursed starting cash bank amount" on the LG100A, Line 26.

\*\*\* The "Daily net from POS report" is the difference between the value of game credits purchased and the value of game credits redeemed at the site for that day. This number may be called the "Combined Net" or "Total Net" on your POS (point-of-sale) system.



# LG861e Daily Cash Bank Accounting for Electronic Pull-Tabs and Electronic Linked Bingo (Page 2 of 2)

Start a new sheet at the beginning of each month. Complete one line for each day of electronic game activity. (5/16)

Organization Name: BHC License and Premises Permit Number: 04433-015  
 Site Name: Olives Month/Year: July 2020 Starting Cash Bank Amount: 2,000

TRACKING OF CASH DRAWER AMOUNT					ADJUSTMENTS FOR DEPOSITS & REIMBURSEMENTS				CASH LONG OR (SHORT)	
A	B	C	D	E	F	G	H	I	J	K
Date	Amount in cash drawer at start of business day	Seller's Initials	Amount in cash drawer at end of business day	Seller's Initials	Change to cash drawer amount (Col. D minus Col. B)	Amount removed from cash drawer for deposit*	Amount added to reimburse for negative receipts**	Cash from game proceeds (Col. F plus Col. G minus Col. H)	Daily net from POS report***	Cash long or (short) (Col. I minus Col. J)
7-19	2294	SA	2294	SA	+	-	=			
7-19	2294	MB	2294	MB	+	-	=			
7-20	2294	AL	2455	AL	+	-	=		+161	-5
7-21	2455	BD	2590	BD	+	-	=		+140	
7-21	2590	TC	2420	TC	+	-	=			
7-22	2420	SA	2540	SA	+	-	=		+120	
7-23	2540	BB	2720	BB	+	-	=		+180	
7-23	2720	SA	2820	SA	+	-	=		+100	
7-23	2820	AL	3410	AL	+	-	=		+590	-50
7-24	3410	SA	3790	SA	+	-	=		+380	
7-24	3790	AL	3830	AL	+	-	=		+40	
7-25	3830	AL	3830	AL	+	-	=			
7-26	3830	AL	3855	AL	+	-	=		+25	
7-26	3855	TC	3855	TC	+	-	=			
7-27	3855	AL	4304	AL	+	-	=		+509	
7-28	4304	SA	4659	SA	+	-	=		+295	

\* Do not deposit receipts from the current day's activity. The amount deposited should equal the combined amount(s) in Column I for one or more previous days.

\*\* If the drawer is reimbursed for negative receipts, reimburse the amount needed to bring the drawer back to the original starting cash bank amount. At month-end, if the amount in Column D is less than the starting cash bank amount, enter the difference as an "unreimbursed starting cash bank amount" on the LG100A, Line 26.

\*\*\* The "Daily net from POS report" is the difference between the value of game credits purchased and the value of game credits redeemed at the site for that day. This number may be called the "Combined Net" or "Total Net" on your POS (point-of-sale) system.

Total cash long or (short) from this page:	
Total cash long or (short) from page 1:	
Monthly total cash long or (short):	

**LG861e Daily Cash Bank Accounting for Electronic Pull-Tabs and Electronic Linked Bingo (Page 1 of 2)**

(5/16)

\*\*\*The "Daily net from POS report" is the difference between the value of game credits purchased and the value of game credits redeemed at the site for that day. This number may be called the "Combined Net" or "Total Net" on your POS (point-of-sale) system.

# Clive's eTabs

BURNSVILLE HOCKEY CLUB 04433		
DATE: 7-14-20		
LOCATION: Clive's	SITE #:	04433-015
SERIAL NUMBER	AMOUNT	
7/1 - 7/13	4,276 00	
TOTAL	4,276 00	

BURNSVILLE HOCKEY CLUB 04433		
DATE:		
LOCATION: Clive's	SITE #:	04433-015
SERIAL NUMBER	AMOUNT	
TOTAL		

BURNSVILLE HOCKEY CLUB 04433		
DATE: 7-29-20		
LOCATION: Clive's	SITE #:	04433-015
SERIAL NUMBER	AMOUNT	
7/14 - 7-28	1,500 00	
TOTAL	1,500 00	

BURNSVILLE HOCKEY CLUB 04433		
DATE:		
LOCATION: Clive's	SITE #:	04433-015
SERIAL NUMBER	AMOUNT	
TOTAL		

BURNSVILLE HOCKEY CLUB 04433		
DATE: 8-3-20		
LOCATION: Clive's	SITE #:	04433-015
SERIAL NUMBER	AMOUNT	
7/29 - 7/31	3499 00	
TOTAL	3499 00	

BURNSVILLE HOCKEY CLUB 04433		
DATE:		
LOCATION: Clive's	SITE #:	04433-015
SERIAL NUMBER	AMOUNT	
TOTAL		

Clive's - eTabs  
7/1 - 7/13

eTabs

OLD NATIONAL BANK  
TlrDDDepCom Receipt DEPOSIT  
Transaction Date: 7/14/2020 09:34  
Posting Date: 7/14/2020  
\*\*\*\*\*3664 \$4,236.00  
669 0008 2924 15  
Banking.Anytime.Anywhere.  
With ONB Mobile.  
Learn more at onb247.com.

OLD NATIONAL BANK  
TlrDDDepCom Receipt DEPOSIT  
Transaction Date: 7/29/2020 11:24  
Posting Date: 7/29/2020  
\*\*\*\*\*3664 \$1,500.00  
638 0002 2590 29  
Banking.Anytime.Anywhere.  
With ONB Mobile.  
Learn more at onb247.com.

eTabs - July

OLD NATIONAL BANK  
TlrDDDepCom Receipt DEPOSIT  
Transaction Date: 8/3/2020 09:10  
Posting Date: 8/3/2020  
\*\*\*\*\*3664 \$3,499.00  
638 0002 2590 4  
Banking.Anytime.Anywhere.  
With ONB Mobile.  
Learn more at onb247.com.

PRIZE RECEIPT Complete in ink. Staple winning ticket, and winning seal, if any, to prize receipt.*		
Organization name <b>BHC</b>	Date and time (a.m./p.m.) <b>July 1, 2020 6:50 PM</b>	Value of prize <b>\$ 1017</b>
Name of game		
<input type="checkbox"/> Bingo \$100+ <input checked="" type="checkbox"/> Electronic device credits \$600+ <input type="checkbox"/> *Tipboard \$100+ <input type="checkbox"/> *Paddlewheel \$100+ <input type="checkbox"/> *Paper pull-tab \$100+ <input type="checkbox"/> *Last sale prize \$20 or more <input type="checkbox"/> Bingo alternative prize \$		
Site location <b>Olives</b>	Game serial number <b>etabs</b>	
RECEIVED BY		
Name (print) <b>Travis James Irwin</b>		
Address <b>1049 Sprucewood Dr.</b>		
City, state, zip <b>Woodbury, Mn. 55125</b>		
Driver's license number or ID# from other picture identification <b>Z616284900713</b>		State <b>MN</b>
Winner's signature, in ink <i>[Signature]</i>		Seller's signature, in ink <i>[Signature]</i>
PREPARED BY THE MINNESOTA GAMBLING CONTROL BOARD (LG0007 7/16)		

PRIZE RECEIPT Complete in ink. Staple winning ticket, and winning seal, if any, to prize receipt.*		
Organization name <b>BHC</b>	Date and time (a.m./p.m.) <b>7/13/20 7:30pm</b>	Value of prize <b>\$ 800</b>
Name of game		
<input type="checkbox"/> Bingo \$100+ <input checked="" type="checkbox"/> Electronic device credits \$600+ <input type="checkbox"/> *Tipboard \$100+ <input type="checkbox"/> *Paddlewheel \$100+ <input type="checkbox"/> *Paper pull-tab \$100+ <input type="checkbox"/> *Last sale prize \$20 or more <input type="checkbox"/> Bingo alternative prize \$		
Site location <b>Olives</b>	Game serial number	
RECEIVED BY		
Name (print) <b>Jeffrey Bruce Pedarvicio</b>		
Address <b>15383 Red Oaks Road SE</b>		
City, state, zip <b>Prior Lake</b>		
Driver's license number or ID# from other picture identification <b>B378-193-488-518</b>		State <b>MN</b>
Winner's signature, in ink <i>[Signature]</i>		Seller's signature, in ink <i>[Signature]</i>
PREPARED BY THE MINNESOTA GAMBLING CONTROL BOARD (LG0007 7/16)		



PRIZE RECEIPT Complete in ink. Staple winning ticket, and winning seal, if any, to prize receipt.*		
Organization name <b>Burnsville Hockey Club</b>	Date and time (a.m./p.m.) <b>7-21-2009 9:13 pm</b>	Value of prize <b>\$ 1050.00</b>
	Name of game <b>ETabs</b>	
	<input type="checkbox"/> Bingo \$100+ <input checked="" type="checkbox"/> Electronic device credits \$600+ <input type="checkbox"/> *Tipboard \$100+ <input type="checkbox"/> *Paddlewheel \$100+ <input type="checkbox"/> *Paper pull-tab \$100+ <input type="checkbox"/> *Last sale prize \$20 or more <input type="checkbox"/> Bingo alternative prize \$ _____	
Site location <b>Clives Burnsville</b>	Game serial number	
RECEIVED BY		
Name (print) <b>Karen Peterson</b>		
Address <b>328 Hillcrest Ln</b>		
City, state, zip <b>Burnsville MN 55337</b>		
Driver's license number or ID# from other picture identification <b>G 037-047-331-510</b>		State <b>Minn</b>
Winner's signature, in ink <i>Karen Peterson</i>		Seller's signature, in ink <i>Tim Clark</i>
PREPARED BY THE MINNESOTA GAMBLING CONTROL BOARD (LG0007 7/16)		

PRIZE RECEIPT Complete in ink. Staple winning ticket, and winning seal, if any, to prize receipt.*		
Organization name <b>BHC</b>	Date and time (a.m./p.m.) <b>7/27/20</b>	Value of prize <b>\$ 935</b>
	Name of game <b>Vegas</b>	
	<input type="checkbox"/> Bingo \$100+ <input checked="" type="checkbox"/> Electronic device credits \$600+ <input type="checkbox"/> *Tipboard \$100+ <input type="checkbox"/> *Paddlewheel \$100+ <input type="checkbox"/> *Paper pull-tab \$100+ <input type="checkbox"/> *Last sale prize \$20 or more <input type="checkbox"/> Bingo alternative prize \$ _____	
Site location <b>Clives</b>	Game serial number <b>etabs</b>	
RECEIVED BY		
Name (print) <b>Theresa Marie Hazen</b>		
Address <b>28527 N. 101st Place</b>		
City, state, zip <b>Scottsdale, AZ 85262</b>		
Driver's license number or ID# from other picture identification <b>D991019102</b>		State <b>AZ</b>
Winner's signature, in ink <i>Theresa Hazen</i>		Seller's signature, in ink <i>William Yelke</i>
PREPARED BY THE MINNESOTA GAMBLING CONTROL BOARD (LG0007 7/16)		

## Large Cashout Activity Report

Pilot Gaming

From Business Day= 07-01-2020

To Business Day= 07-31-2020

Distributor= Pulltaps Plus Inc

Charity= Burnsville Hockey Club

Location= Clives Roadhouse Burnsville

Generated at 08-04-2020 12:06:05

Displaying only Cashouts with a value equal or greater than \$600.00

Charity	Location	Date Time	Device ID	Device	Amount
Burnsville Hockey Club	Clives Roadhouse Burnsville	07-01-2020 12:50:51	86839761DD51	1	\$1,017.00
Burnsville Hockey Club	Clives Roadhouse Burnsville	07-13-2020 20:30:43	86839761DD51	1	\$800.00
Burnsville Hockey Club	Clives Roadhouse Burnsville	07-21-2020 21:16:38	86839761DD51	1	\$1,050.00
Burnsville Hockey Club	Clives Roadhouse Burnsville	07-27-2020 20:38:46	86839761DD51	1	\$932.00
Total Quantity	4			Total Amount	\$3,799.00

## LG846 Physical Inventory/Pull-Tabs, Tipboards, and/or Paddletickets Monthly Report

☒ Pull-Tabs  
☐ Tipboards  
☐ Paddletickets

[illegible]



## July Deposits

[illegible]

BURNSVILLE HOCKEY CLUB -- #04433		
DATE: <span style="border: 1px solid black; display: inline-block; width: 150px; height: 20px; vertical-align: middle;"></span>		
LOCATION: Burger Jones	SITE #: 016	
SERIAL NUMBER	AMOUNT	
TOTAL		

[illegible][illegible][illegible][illegible]

Burger Jones - PT

OLD NATIONAL BANK

TlrDDep Receipt DEPOSIT

Transaction Date: 7/23/2020 13:28

Posting Date: 7/23/2020

\*\*\*\*\*3664 \$466.00


Cash Back: 0.00

669 0003 3132 47

Banking.Anytime.Anywhere.  
With ONB Mobile.  
Learn more at [onb247.com](http://onb247.com).

## MINNESOTA LAWFUL GAMBLING

**LG846 Physical Inventory/Pull-Tabs, Tipboards,  
and/or Paddletickets Monthly Report**
☒ Pull-Tabs  
☐ Tipboards  
☐ Paddletickets

Organization Name: BURNSVILLE HOCKEY CLUB			License/Premises Permit Number: #04433-011	
Site Name: TIN SHED TAVERN			Month/Year: July 2020	
Column 1	Column 2	Column 3	Column 4	Column 5
Manuf. ID	Form (part) Number	Name of Game	Serial Number	Actual Game Cost (do not include sales tax, 1.7% tax, or freight)
AN	3142F-MN	Easy 8's	6W15686	48.32
AN	3304F-MN	Betcha Bottom Dollar	6W87564	48.32
AN	3319F-MN	Handsome Reward	6W87507	48.32
TP	6S10N-MN	Makin Bacon	6T75997	48.32
TP	6905Y-MN	5 Alarm	6T63193	48.32
TP	7193A-MN	Holler for Dollars	6W63924	48.32
AI	X665-MN	Three Up Three Down	6Y88588	56.96
TP	7345A-MN	Hear Me Pour	6V87834	56.97
TP	7324A-MN	Tee for Two	6V58729	56.97
AN	3142F-MN	Easy 8's	6W15861	48.32
TP	7369A-MN	Silver Slots	6V87592	56.97
AI	XE37-MN	Liquid Lunch	6Z17859	56.96
TP	6907Y-MN	Rock Candy	6T63494	48.32
AI	X659-MN	Perfect Pint	6Y93742	56.96
Signature of person verifying physical inventory (may not be the person who maintains the perpetual inventory):			TOTAL:	728.35
			Date Taken:	8-2-20

BURNSVILLE HOCKEY CLUB 04433	
DATE: 7-3-20	
LOCATION: Clive's	SITE #: 04433-015
SERIAL NUMBER	AMOUNT
6T63421	1406 00
6W37593	362 00
TOTAL	1768 00

BURNSVILLE HOCKEY CLUB 04433	
DATE: 7-13-20	
LOCATION: Clive's	SITE #: 04433-015
SERIAL NUMBER	AMOUNT
6W15775	142 00
6T63378	1,160 00
TOTAL	1,302 00

BURNSVILLE HOCKEY CLUB 04433	
DATE: 7-8-20	
LOCATION: Clive's	SITE #: 04433-015
SERIAL NUMBER	AMOUNT
8618120	143 00
6W63821	522 00
6W63880	620 00
TOTAL	999 00

BURNSVILLE HOCKEY CLUB 04433	
DATE: 7-16-20	
LOCATION: Clive's	SITE #: 04433-015
SERIAL NUMBER	AMOUNT
6W86433	110 00
6T76020	794 00
TOTAL	904 00

BURNSVILLE HOCKEY CLUB 04433	
DATE: 7-10-20	
LOCATION: Clive's	SITE #: 04433-015
SERIAL NUMBER	AMOUNT
6T63234	1,110 00
6V26092	1,386 00
6V58724	561 00
TOTAL	3,057 00

BURNSVILLE HOCKEY CLUB 04433	
DATE: 7-20-20	
LOCATION: Clive's	SITE #: 04433-015
SERIAL NUMBER	AMOUNT
6T98818	626 00
8618125	211 00
TOTAL	887 00



OLD NATIONAL BANK

TlrDDDepCom Receipt DEPOSIT

Transaction Date: 7/23/2020 09:02

Posting Date: 7/23/2020

\*\*\*\*\*3664 \$3,186.00

638 0005 2640 2

Banking.Anytime.Anywhere.  
With ONB Mobile.  
Learn more at onb247.com.

OLD NATIONAL BANK

TlrDDDepCom Receipt DEPOSIT

Transaction Date: 7/27/2020 12:41

Posting Date: 7/27/2020

\*\*\*\*\*3664 \$803.00

638 0003 2685 12

Banking.Anytime.Anywhere.  
With ONB Mobile.  
Learn more at onb247.com.

July deposit

OLD NATIONAL BANK

TlrDDDepCom Receipt DEPOSIT

Transaction Date: 7/30/2020 12:15

Posting Date: 7/30/2020

\*\*\*\*\*3664 \$570.00

638 0008 3136 19

Banking.Anytime.Anywhere.  
With ONB Mobile.  
Learn more at onb247.com.

OLD NATIONAL BANK

TlrDDDepCom Receipt DEPOSIT

Transaction Date: 8/3/2020 09:09

Posting Date: 8/3/2020

\*\*\*\*\*3664 \$1,020.00

638 0002 2590 3

Banking.Anytime.Anywhere.  
With ONB Mobile.  
Learn more at onb247.com.

OLD NATIONAL BANK

TlrDDDepCom Receipt DEPOSIT  
 Transaction Date: 7/3/2020 15:26  
 Posting Date: 7/3/2020  
 \*\*\*\*\*3664 \$1,768.00  
 638 0003 2685 15  
 Banking.Anytime.Anywhere.  
 With ONB Mobile.  
 Learn more at onb247.com.

OLD NATIONAL BANK

TlrDDDepCom Receipt DEPOSIT  
 Transaction Date: 7/8/2020 11:55  
 Posting Date: 7/8/2020  
 \*\*\*\*\*3664 \$999.00  
 638 0002 2590 36  
 Banking.Anytime.Anywhere.  
 With ONB Mobile.  
 Learn more at onb247.com. Duplicate

OLD NATIONAL BANK

TlrDDDepCom Receipt DEPOSIT  
 Transaction Date: 7/10/2020 15:57  
 Posting Date: 7/10/2020  
 \*\*\*\*\*3664 \$3,057.00  
 638 0004 2591 6  
 Banking.Anytime.Anywhere.  
 With ONB Mobile.  
 Learn more at onb247.com.

OLD NATIONAL BANK

TlrDDDepCom Receipt DEPOSIT  
 Transaction Date: 7/13/2020 16:02  
 Posting Date: 7/13/2020  
 \*\*\*\*\*3664 \$1,302.00  
 638 0004 2591 18  
 Banking.Anytime.Anywhere.  
 With ONB Mobile.  
 Learn more at onb247.com.

OLD NATIONAL BANK

TlrDDDepCom Receipt DEPOSIT  
 Transaction Date: 7/16/2020 16:43  
 Posting Date: 7/16/2020  
 \*\*\*\*\*3664 \$904.00  
 638 0002 2590 84  
 Banking.Anytime.Anywhere.  
 With ONB Mobile.  
 Learn more at onb247.com.

OLD NATIONAL BANK

TlrDDDepCom Receipt DEPOSIT  
 Transaction Date: 7/20/2020 11:05  
 Posting Date: 7/20/2020  
 \*\*\*\*\*3664 \$887.00  
 638 0002 2590 29  
 Banking.Anytime.Anywhere.  
 With ONB Mobile.  
 Learn more at onb247.com.

### LG830 Merchandise Prize Perpetual Inventory

4/16

[illegible]



## 7107

Organization Buensville Hockey Club License/premises permit number 04433-016 Month/year 7/20

[illegible]

Yours truly,

Date \_\_\_\_\_

Total (in ink)	34.8532
----------------	---------

Description	Variance	Selling price	Total	Explanation
	X	=		
	X	=		
	X	=		
	X	=		

**Total variance (in ink)\***

CEO      GM

Date \_\_\_\_\_

\* If the total variance exceeds \$50, mail a copy of the completed LG903 by the 20th of the month following completion of month-end inventory records to:  
Gambling Control Board  
1711 W. County Road B, Suite 300 South  
Roseville, MN 55113

**Questions?** Call the Gambling Control Board at 651-639-4000. This form will be made available in alternative format (i.e. large print, Braille) upon request. If Part 2 is completed and submitted to the Board, the information on this form will become public information when received by the Board, and will be used to determine your compliance with Minnesota statutes and rules governing lawful gambling activities.

## LG903 Physical Inventory Control/Bingo Paper Monthly Summary

**Complete in ink.**

### Part 1 - Month End Inventory Information

Signature (in ink)		Total (in ink)	189.998
Date	7/31/20		

Description	Variance		Selling price		Total	Explanation
		X		=		
		X		=		
		X		=		
		X		=		

**Signature (in ink)**

**CEO** **GM**

Date      /      /     

\* If the total variance exceeds \$50, mail a copy of the completed LG903 by the 20th of the month following completion of month-end inventory records to:  
Gambling Control Board  
1711 W. County Road E, Suite 300 South  
Roseville, MN 55113

**Questions?** Call the Gambling Control Board at 651-639-4000. This form will be made available in alternative format (i.e. large print, Braille) upon request. If Part 2 is completed and submitted to the Board, the information on this form will become public information when received by the Board, and will be used to determine your compliance with Minnesota statutes and rules governing lawful gambling activities.

**LAWFUL GAMBLING FUND OF  
BURNSVILLE YOUTH HOCKEY ASSOCIATION**

(License #04433)  
(MN Tax ID #1159222)  
Fed ID #41-1651968)

Regulatory Basis Financial Statements  
And Supplementary Information

Years Ended June 30, 2020 and 2019

Dittmer Accounting Services Ltd.  
Certified Public Accountant  
2512 Hillsboro Avenue North  
Golden Valley, MN 55427

**BURNSVILLE YOUTH HOCKEY ASSOCIATION  
LAWFUL GAMBLING FUND (LICENSE #04157)**

**TABLE OF CONTENTS**

---

	<u>Page Number</u>
<b>Financial Statements</b>	
Independent Auditors' Report	1-2
Statements of Assets, Liabilities and Profit Carryover - Regulatory Basis	3
Statements of Revenues, Expenses and Changes in Profit Carryover - Regulatory Basis	4
Notes to Financial Statements	5-6
<b>Supplementary Information</b>	
Independent Auditors' Report on Supplementary Information	7
Reconciliation of Games Played	8
Analysis of Allowable Expenses and Star Rating	9
Profit Carryover Reconciliation	10
Report on Internal Control	11
Independent Auditors' Report on Regulatory Checklist Questionnaire	12
Regulatory Checklist Questionnaire	13

## INDEPENDENT AUDITORS' REPORT

Board of Directors and Members  
Burnsville Youth Hockey Association  
Burnsville, Minnesota

I have audited the accompanying financial statements of the Lawful Gambling Fund of Burnsville Youth Hockey Association, which comprise the statements of assets, liabilities and profit carryover – regulatory basis as of June 30, 2020 and 2019, and the related statements of revenues, expenses and changes in profit carry over – regulatory basis for the years then ended, and the related notes to the financial statements.

### **Management's Responsibility for the Financial Statements**

Management is responsible for the preparation and fair presentation of these financial statements in accordance with the regulatory basis of accounting as described in Note 1; this includes the design, implementation, and maintenance of internal control relevant to the preparation and fair presentation of financial statements that are free from material misstatement, whether due to fraud or error.

### **Auditors' Responsibility**

My responsibility is to express an opinion on these financial statements based on my audit. I conducted my audit in accordance with auditing standards generally accepted in the United States of America. Those standards require that I plan and perform the audit to obtain reasonable assurance about whether the financial statements are free from material misstatement.

An audit involves performing procedures to obtain audit evidence about the amounts and disclosures in the financial statements. The procedures selected depend on the auditors' judgment, including the assessment of the risks of material misstatement of the financial statements, whether due to fraud or error. In making those risk assessments, the auditor considers internal control relevant to the entity's preparation and fair presentation of the financial statements in order to design audit procedures that are appropriate in the circumstances, but not for the purpose of expressing an opinion on the effectiveness of the entity's internal control. Accordingly, I express no such opinion. An audit also includes evaluating the appropriateness of accounting policies used and the reasonableness of significant accounting estimates made by management, as well as evaluating the overall presentation of the financial statements.

I believe that the audit evidence I have obtained is sufficient and appropriate to provide a basis for my audit opinion.

### **Opinion**

In my opinion, the financial statements referred to above present fairly, in all material respects, the financial position of the Lawful Gambling Fund of Burnsville Youth Hockey Association as of June 30, 2020 and 2019, and the results of its operations for the years then ended in accordance with the regulatory basis of accounting described in Note 1.

### **Basis of Accounting**

I draw attention to Note 1 of the financial statements, which describes the basis of accounting. The financial statements are prepared on the regulatory basis of accounting, which is a basis of accounting other than accounting principles generally accepted in the United States of America. My opinion is not modified with respect to this matter.

**Restriction on Use**

My report is intended solely for the information and use of the board of directors, members and management of the Burnsville Youth Hockey Association and Minnesota Revenue and is not intended to be and should not be used by anyone other than these specified parties.

**Dittmer Accounting Services Ltd.**

James Dittmer CPA  
Golden Valley, Minnesota  
August 5, 2020

**BURNSVILLE YOUTH HOCKEY ASSOCIATION**  
**LAWFUL GAMBLING FUND**  
**STATEMENTS OF ASSESTS, LIABILITIES AND**  
**PROFIT CARRYOVER - REGULATORY BASIS**  
June 30, 2020 and 2019

	<u>2020</u>	<u>2019</u>
<b>ASSETS</b>		
<b>CASH</b>		
Cash - Checking	\$ 44,173	\$ 36,212
Cash - Starting Game Banks	<u>9,000</u>	<u>9,021</u>
Total Cash	53,173	45,233
<b>PREPAID GAMING PRIZES</b>	1,021	535
<b>FUND LOSSES PENDING</b>	<u>2,079</u>	<u>2,079</u>
Total Assets	<u>\$ 56,273</u>	<u>\$ 47,847</u>
<b>LIABILITIES</b>		
<b>ACCOUNTS PAYABLE</b>		
Other Payable	<u>\$ -</u>	<u>\$ 52</u>
Total Accounts Payable	-	52
<b>PROFIT CARRY OVER</b>	<u>56,273</u>	<u>47,795</u>
Total Liabilities and Profit Carryover	<u>\$ 56,273</u>	<u>\$ 47,847</u>

See accompanying notes to financial statements.

**BURNSVILLE YOUTH HOCKEY ASSOCIATION**  
**LAWFUL GAMBLING FUND**  
**STATEMENTS OF REVENUES, EXPENSES AND**  
**CHANGES IN PROFIT CARRY OVER - REGULATORY BASIS**  
**June 30, 2020 and 2019**

	<u>2020</u>		<u>2019</u>	
	<u>Amount</u>	<u>Percent</u>	<u>Amount</u>	<u>Percent</u>
Revenue				
Pulltab	\$ 2,095,520	85.8%	\$ 2,492,453	95.0%
Bingo	43,318	1.8	47,246	1.8
Electronic Pulltab	303,300	12.4	84,122	3.2
Revenues Collected	<u>2,442,138</u>	<u>100.0</u>	<u>2,623,821</u>	<u>100.0</u>
Cost of Revenues				
Pulltab	1,765,649	72.3	2,106,513	80.3
Bingo	18,616	0.8	25,493	1.0
Electronic Pulltab	273,989	11.2	68,485	2.6
Cost of Revenues	<u>2,058,254</u>	<u>84.3</u>	<u>2,200,491</u>	<u>83.9</u>
Gross Profit	<u>383,884</u>	<u>15.7</u>	<u>423,330</u>	<u>16.1</u>
Allowable Expenses	<u>181,946</u>	<u>7.5</u>	<u>219,722</u>	<u>8.4</u>
Revenues in Excess of Allowable Expenses	201,938	8.2	203,608	7.7
Lawful Purpose Expenditures				
State Board Fee	3,055	0.1	3,280	0.1
State License Fees	900	0.0	1,050	0.1
State Combined Receipts Tax	96,380	4.0	111,158	4.2
MN Gambling Tax	2,125	0.1	1,849	0.1
Total Gambling Tax	<u>102,460</u>	<u>4.2</u>	<u>117,337</u>	<u>4.5</u>
Program Expenditures	<u>91,000</u>	<u>3.7</u>	<u>87,050</u>	<u>3.3</u>
Total Lawful Purposes	<u>193,460</u>	<u>7.9</u>	<u>204,387</u>	<u>7.8</u>
Revenues In Excess of (Exp.)	8,478	<u>0.3%</u>	(779)	<u>(0.1)%</u>
Profit Carry Over-Beginning of Year	<u>47,795</u>		<u>48,574</u>	
Profit Carry Over-End of Year	<u>\$ 56,273</u>		<u>\$ 47,795</u>	

See accompanying notes to financial statements.



**NOTE 1 SUMMARY OF SIGNIFICANT ACCOUNTING POLICIES**

NATURE OF ORGANIZATION

Beginning in 1994, the Organization commenced lawful gambling and currently has three lawful gambling sites in the cities of Burnsville and Savage to increase its program services and thereby better serve the residents of the communities. The Organization has a lawful gaming license. The forms of gambling conducted by the Organization during 2020 and 2019 included pull tabs, electronic pull tabs, and bingo games. Revenue in excess of allowable expenses generated by the Lawful Gambling Fund can only be used for lawful purposes and board approved expenditures as defined by Minnesota statutes.

BASIS OF PRESENTATION

The regulatory basis of accounting is the basis of accounting prescribed by the State of Minnesota, which is a comprehensive basis of accounting other than U.S. Generally Accepted Accounting Principles. The regulatory basis of accounting differs from the accrual method of accounting in that under the regulatory method, substantially all costs including state gaming taxes are expensed when paid. Also, under the regulatory method, the cost of equipment is expensed, whereas under U.S. generally accepted accounting principles, such expenditures are capitalized and depreciated over the asset's estimated useful life.

USE OF ESTIMATES

The preparation of financial statements in conformity with the regulatory basis of accounting requires management to make estimates and assumptions that affect the reported amounts of assets and liabilities and disclosure of contingent assets and liabilities at the date of the financial statements and the reported amounts of revenues and expenses during the reporting period. Actual results could differ from those estimates.

SUBSEQUENT EVENTS

In preparing these financial statements, the Company has evaluated events and transactions for potential recognition or disclosure through August 5, 2020, the date the financial statements were available to be issued.

GROSS RECEIPTS

Pull Tab and Paddlewheel receipts represent amounts collected from customers at time of sale. Bingo receipts represent amounts collected from customers net of bingo coupons and discounts.

CASH – STARTING GAME BANKS

Starting game banks consist of imprest amounts which are used to fund open play of games.

**BURNSVILLE YOUTH HOCKEY ASSOCIATION****LAWFUL GAMBLING FUND****NOTES TO FINANCIAL STATEMENTS**

June 30, 2020 and 2019

**NOTE 2 INVENTORIES**

The organization expenses the cost of game purchases, including sales tax, on the cash basis. In addition, the Organization maintains a perpetual inventory of games on hand. These games are extended cost excluding sales tax and consist of the following at May 31, 2020 and 2019.

	<u>2020</u>		<u>2019</u>	
	<u># of</u> <u>Games</u>	<u>Extended</u> <u>Cost</u>	<u># of</u> <u>Games</u>	<u>Extended</u> <u>Cost</u>
Pull Tabs	<u>47</u>	<u>\$2,500</u>	<u>42</u>	<u>\$2,230</u>
Bingo	<u>12</u>	<u>\$ 255</u>	<u>12</u>	<u>\$ 545</u>

**NOTE 3 INCOME TAXES**

The Organization is exempt from state and federal income taxes under Section 501 (c) (3) of the Internal Revenue Code. However, the Organization is required to pay state and federal income taxes on unrelated business income. Under the regulatory method, income taxes are recognized when paid. Tax payments of \$0 and \$0 were paid for the periods ending June 30, 2020 and 2019, respectively.

The Organization has evaluated for uncertain tax positions, management has determined there are no uncertain tax positions as of June 30, 2020. Tax returns for the past three years remain open for examination by tax jurisdictions.

**NOTE 4 RESULTS OF GAME TESTING**

Subsequent to year end, the Organization's independent auditor selected twenty pull tab games to be tested as part of the audit. The exceptions of the testing, as reported to the Organization, are as follows: There were no exceptions of the testing.

**NOTE 5 COMMITMENTS AND CONTINGENCIES**

The organization leases space for its lawful gaming operations in the City of Burnsville and Savage. Rent expense for the years ended June 30, 2020 and 2019 was \$30,279 and \$37,639, respectively.

INDEPENDENT AUDITORS' REPORT ON  
SUPPLEMENTARY INFORMATION

Board of Directors and Members  
Burnsville Youth Hockey Association  
Burnsville, Minnesota

I have audited the financial statements of Burnsville Youth Hockey Association as of and for the years ended June 30, 2020 and 2019, and have issued my report thereon dated August 5, 2020. My audit was performed for the purpose of forming an opinion on those financial statements - regulatory basis as a whole. The supplementary information on pages 8 through 10 is presented for purposes of additional analysis and is not a required part of the financial statements – regulatory basis. Such information is the responsibility of management and was derived from and relates directly to the underlying accounting and other records used to prepare the financial statements – regulatory basis. The information has been subjected to the auditing procedures applied in the audit of the financial statements and certain additional procedures, including comparing and reconciling such information directly to the underlying accounting and other records used to prepare the financial statements – regulatory basis themselves, and other additional procedures in accordance with auditing standards generally accepted in the United States of America. In my opinion, the information is fairly stated in all material respects in relation to the financial statements – regulatory basis as a whole.

This report is intended solely for the information and use of the board of directors, members and management of the Burnsville Youth Hockey Association and the Minnesota Revenue and is not intended to be and should not be used by anyone other than these specified parties.

Dittmer Accounting Services Ltd.  
James Dittmer, CPA  
Golden Valley, MN 55427  
August 5, 2020

**BURNSVILLE YOUTH HOCKEY ASSOCIATION**  
**LAWFUL GAMBLING FUND**  
**RECONCILIATION OF GAMES PLAYED - REGULATORY BASIS**

Years ended June 30, 2020 and 2019

---

	<u>Amount</u>	<u>2020</u> <u># of Games</u>	<u>Amount</u>	<u>2019</u> <u># of Games</u>
<b>Pull Tabs</b>				
Cost of Games Used:				
Beginning Inventories	\$ 2,230	42	\$ 2,730	52
Purchases	<u>39,513</u>	<u>729</u>	<u>48,783</u>	<u>848</u>
	41,743	771	51,513	900
Less: Games Returned	550	10	-	0
Less: Ending Inventories	<u>2,500</u>	<u>47</u>	<u>2,230</u>	<u>42</u>
Total Cost of Games Used	<u>\$ 38,693</u>	<u>714</u>	<u>\$ 49,283</u>	<u>858</u>
Reconciliation of Games Used:				
Games Used and Reported per Sch. B		714		858
Games Used per Books Above		<u>714</u>		<u>858</u>
Difference or Possible Unreported Games		<u>0</u>		<u>0</u>

**BURNSVILLE YOUTH HOCKEY ASSOCIATION****LAWFUL GAMBLING FUND****ANALYSIS OF MAXIMUM ALLOWABLE EXPENSES AND STAR RATING**

Years ended June 30, 2020 and 2019

---

	<u>2020</u>	<u>2019</u>
GROSS PROFIT	<u>\$ 383,884</u>	<u>\$ 423,330</u>
ALLOWABLE EXPENSES		
Cost of Games Used	38,693	45,243
Payroll and Payroll Taxes	71,345	97,532
Rent	30,279	37,639
Cash Shortage	(1,319)	426
Office Expenses	13,019	19,594
Accounting	15,790	15,120
Equipment Purchases	-	465
Electronic Provider Fees	14,039	3,603
Bonds and Licensing	<u>100</u>	<u>100</u>
TOTAL ALLOWABLE EXPENSES	<u>\$ 181,946</u>	<u>\$ 219,722</u>
LAWFUL PURPOSE EXPENDITURES	<u>\$ 193,460</u>	<u>\$ 204,387</u>
PERCENTAGE OF LAWFUL PURPOSE EXPENDITURE TO GROSS PROFIT	<u>50</u>	<u>48</u>
STAR RATING	<u>5</u>	<u>4</u>

**BURNSVILLE YOUTH HOCKEY ASSOCIATION**  
**LAWFUL GAMBLING FUND**  
**RECONCILIATION OF PROFIT CARRYOVER - REGULATORY BASIS**  
Years ended June 30, 2020 and 2019

---

	<u>2020</u>	<u>2019</u>
ADDITIONS		
Cash in Gambling Bank Accounts	\$ 44,173	\$ 36,212
Cash in Starting Banks	9,000	9,021
Others	<u>3,100</u>	<u>2,614</u>
Total Additions	<u>56,273</u>	<u>47,847</u>
 SUBTRACTIONS		
Accounts Payable	-	52
Tax Paid to Minnesota Revenue	<u>-</u>	<u>-</u>
Total Subtractions	<u>-</u>	<u>52</u>
 Profit Carrover from Financial Statements	56,273	47,795
Profit Carryover from Gambling Control Board Report	<u>56,273</u>	<u>47,795</u>
Variance from Balance	<u><u>\$ -</u></u>	<u><u>\$ -</u></u>

## REPORT ON INTERNAL CONTROL

Board of Directors and Members  
Burnsville Youth Hockey Association  
Burnsville, Minnesota

In planning and performing my audit of the financial statements – regulatory basis of the Lawful Gambling Fund of Burnsville Youth Hockey Association as of and for the year ended June 30, 2020, in accordance with auditing standards generally accepted in the United States of America, I considered your internal control over financial reporting as a basis for designing my auditing procedures that are appropriate in the circumstances for the purpose of expressing my opinion on the financial statements – regulatory basis, but not for the purpose of expressing an opinion on the effectiveness of the Organizations internal control. Accordingly, I do not express an opinion on the effectiveness of the Organizations internal control.

My consideration of internal control was for the limited purpose described in the preceding paragraph and was not designed to identify all deficiencies in internal control that might be material weaknesses or significant deficiencies and, therefore, material weaknesses or significant deficiencies may exist that were not identified. However, as discussed below, I identified certain deficiencies in internal control that consider to be material weaknesses:

### OVERSIGHT OF THE FINANCIAL REPORTING PROCESS

Management is responsible for establishing and maintaining internal controls and for the fair presentation of the assets, liabilities and profit carryover, and the results of its operation and changes in its profit carryover the years then ended, on the regulatory basis accounting. The Organization does not have a system of internal controls that would enable management to conclude the financial statements and related disclosures are complete and presented in accordance with regulatory basis of accounting. As such, management requested us to prepare a draft of the financial statements - regulatory basis, including the related footnote disclosures. The outsourcing of these services is not unusual in Organizations of your size and is a result of managements cost benefit decision to rely on my accounting expertise rather than incurring this internal resource cost.

### SEGREGATION OF DUTIES

Although the small size of the Organizations staff limits the extent of the segregation of duties, I believe certain steps can be taken to separate incompatible duties. The basic premise is that no one employee should have access to both physical assets and the related accounting records or to all phases of the transaction. One of the most critical areas of segregation is cash, where I noted that the accountant makes disbursements and prepares a reconciliation of the monthly bank statement. A designated person should receive and review the bank statements and cancelled checks before turning them over to the accountant to prepare the bank reconciliations. Consideration should also be made for reviewing and approving the reconciliations after they are prepared. These simple steps would not require the addition of any new employees or add significant time to anyone's schedule.

This report is intended for the information and use of the board of directors, members, management and others within the Organization and Minnesota Revenue and is not intended to be and should not be used by anyone other than these specified parties.

Dittmer Accounting Services Ltd.  
James Dittmer, CPA  
August 5, 2020

## INDEPENDENT AUDITORS' REPORT ON COMPLIANCE WITH REGULATORY CHECKLIST QUESTIONNAIRE

Board of Directors and Members  
Burnsville Youth Hockey Association  
Burnsville, Minnesota

I have audited, in accordance with auditing standards generally accepted in the United States of America, the financial statements – regulatory basis of the Lawful Gambling Fund of Burnsville Youth Hockey Association which comprise the statement of assets, liabilities and profit carryover – regulatory basis as of June 30, 2020 and the related statement of revenues, expense and changes in profit carryover – regulatory basis for the year then ended, and the related notes to the financial statements, and have issued my report thereon dated August 5, 2020.

In connection with my audit, nothing came to my attention that caused me to believe that Burnsville Youth Hockey Association failed to comply with the terms, covenants, provisions, or conditions of the regulatory checklist questionnaire per Minnesota Rule 8122.055 Subp. 6B, inclusive, as included on page 13, insofar as they relate to accounting matters. However, my audit was not directed primarily toward obtaining knowledge of such noncompliance. Accordingly, had I performed additional procedures, other matters may have come to my attention regarding the Company's noncompliance with the above-referenced terms, covenants, provisions, or conditions of the indenture, insofar as they relate to accounting matters.

This report is intended solely for the information of the Burnsville Youth Hockey Association board of directors, members, and management and the Minnesota Department of Revenue and is not intended to be and should not be used by anyone other than these specified parties.

Dittmer Accounting Services Ltd.  
James Dittmer, CPA  
Golden Valley, Minnesota  
August 5, 2020



**Regulatory Checklist Questionnaire  
Minnesota Rule 8122.0550 Subp. 6B**

**Organization:** Burnsville Youth Hockey Association

**Organization License Number:** 04433

**Date of Audit or Review:** June 30, 2020

**Instructions:** Based on the information obtained during the course of the audit, respond to the following nine statements for the period being audited. If there was not sufficient information available during the audit to respond to a statement, circle "N/A" for that statement.

- |   |   |  |
|---|---|--|
| 1 | The organization conducted gambling only at sites for which it had obtained a premises permit or a one-day off-site permit.                                       | <input checked="" type="checkbox"/> Yes   No   N/A |
| 2 | The organization had a licensed gambling manager at all times gambling was conducted.   | <input checked="" type="checkbox"/> Yes   No   N/A |
| 3 | A lessor, a member of a lessor's immediate family, or an employee of a lessor was not a gambling manager of the organization.                                     | <input checked="" type="checkbox"/> Yes   No   N/A |
| 4 | The organization's gambling manager was bonded for an amount of at least \$10,000.  | <input checked="" type="checkbox"/> Yes   No   N/A |
| 5 | Checks for the expenditure of gross profits from gambling were signed by at least two active members of the organization who have been authorized to sign checks. | <input checked="" type="checkbox"/> Yes   No   N/A |
| 6 | The organization did not pre-sign gambling account checks.  | <input checked="" type="checkbox"/> Yes   No   N/A |
| 7 | The organization did not use signature stamps to sign gambling account checks.  | <input checked="" type="checkbox"/> Yes   No   N/A |
| 8 | If the organization has terminated all gambling activity, a termination plan has been filed with the Gambling Control Board.                                      | Yes   No <input checked="" type="checkbox"/> N/A   |
| 9 | The organization has paid all rent for the lease of premises in accordance with its lease agreement(s).   | <input checked="" type="checkbox"/> Yes   No   N/A |

**Dittmer Accounting Services Ltd.  
2512 Hillsboro Avenue North  
Golden Valley, MN 55427**

**GOVERNANCE LETTER – CONCLUSION OF THE AUDIT**

Board of Directors and Members  
Burnsville Youth Hockey Association  
Burnsville, Minnesota

I have audited the financial statements of Burnsville Youth Hockey Association for the year ended June 30, 2020, and have issued my report thereon dated August 5, 2020. Professional standards require that I provide you with information about my responsibilities under generally accepted auditing standards. Professional standards also require that I communicate to you the following information related to my audit.

**SIGNIFICANT AUDIT FINDINGS**

**Qualitative aspects of accounting practices**

Management is responsible for the selection and use of appropriate accounting policies. The significant accounting policies used by Burnsville Youth Hockey Association are described in Note 1 to the financial statements. No new accounting policies were adopted and the application of existing policies was not changed during June 30, 2020.

I noted no transactions entered into by the Organization during the year for which there is a lack of authoritative guidance or consensus. All significant transactions have been recognized in the financial statements in the proper period.

Accounting estimates are an integral part of the financial statements prepared by management and are based on management's knowledge and experience about past and current events and assumptions about future events. Certain accounting estimates are particularly sensitive because of their significance to the financial statements and because of the possibility that future events affecting them may differ significantly from those expected. There were no sensitive estimates used in preparing the financial statements.

Certain financial statement disclosures are particularly sensitive because of their significance to financial statement users. The financial statement disclosures are neutral, consistent, and clear.

**Difficulties encountered in performing the audit**

I encountered no significant difficulties in dealing with management in performing and completing my audit.

### **Corrected and uncorrected misstatements**

Professional standards require me to accumulate all known and likely misstatements identified during the audit, other than those that are trivial, and communicate them to the appropriate level of management.

Although bingo inventory is off, the amounts are not material in nature. Nevertheless, these old paper series should be written off. Bingo serial numbers 121034, 234626, 087787, 112792, 208911, and 226024.

### **Disagreements with management**

For purposes of this letter, professional standards define a disagreement with management as a financial accounting, reporting, or auditing matter, whether or not resolved to our satisfaction, that could be significant to the financial statements or the auditor's report. I am pleased to report that no such disagreements arose during the course of my audit.

### **Management representations**

I have requested certain representations from management that are included in the management representation letter dated August 5, 2020.

### **Management consultations with other independent accountants.**

In some cases, management may decide to consult with other accountants about auditing and accounting matters, similar to obtaining a "second opinion" on certain situations. If a consultation involves application of an accounting principle to the Organization's financial statements or a determination of the type of auditor's opinion that may be expressed on those statements, my professional standards require the consulting accountant to check with me to determine that the consultant has all the relevant facts. To my knowledge, there were no such consultations with other accountants.

### **Other audit findings or issues**

I generally discuss a variety of matters, including the application of accounting principles and auditing standards, with management each year prior to retention as the Organization's auditor. However, these discussions occurred in the normal course of our professional relationship and my responses were not a condition to my retention.

### **Other information in documents containing audited financial statements**

With respect to the supplementary information accompanying the financial statements – regulatory basis, I made certain inquiries of management and evaluated the form, content, and methods of preparing the information to determine that the information complies with the regulatory basis of accounting, the method of preparing it has not changed from the prior period, and the information is appropriate and complete in relation to my audit of the financial statements – regulatory basis. I compared and reconciled the supplementary information to the underlying accounting records used to prepare the financial statements – regulatory basis or to the financial statements themselves. I have issued my report thereon dated August 5, 2020.

Other information is being included in documents containing the audited financial statements – regulatory basis and the auditors' report thereon. My responsibility for such other information does not extend beyond the financial information identified in my auditors' report. I have no responsibility for determining whether such other information is properly stated and do not have an obligation to perform any procedures to corroborate other information contained in such documents. As required by professional standards, I read the other information in

order to identify material inconsistencies between the audited financial statements – regulatory basis and the other information. I did not identify any material inconsistencies between the other information and the audited financial statements – regulatory basis.

The financial statements – regulatory basis include a compliance checklist completed based on information provided by management. As part of obtaining reasonable assurance about whether the financial statements – regulatory basis are free of material misstatement, I completed the Regulatory Checklist Questionnaire that is attached to a report on the checklist. The objective of my audit of the financial statements – regulatory basis was not to provide an opinion on compliance with such provisions. Accordingly, I did not express an opinion on compliance.

My auditors' opinion, the audited financial statements – regulatory basis, and the notes to financial statements should only be used in their entirety. Inclusion of the audited financial statements in a document you prepare, such as an annual report, should be done only with my prior approval and review of the document.

\* \* \* \* \*

This information is intended solely for the use of the board of directors charged with governance and management of Burnsville Youth Hockey Association and is not intended to be and should not be used by anyone other than these specified parties.

**DITTMER ACCOUNTING SERVICES Ltd.**

James Dittmer, CPA  
Golden Valley, Minnesota  
August 5, 2020