

## Using Message Function

**Ability to send message to ROSTERED individual player's parent/guardians, or all players families.** Messages will be sent via email and appear in the "Message" area within the SportsEngine app OR via text message if opted in.

### Compose Message

To \*

Child Regner x

From: Michelle Regner

Subject

Snacks for Team Bus

Message \*


Reminder - You have signed up to bring snacks on the team bus for our upcoming Tournament. Please bring enough for 20 people.

Required \*


CANCEL PREVIEW NOTIFICATION SEND

Can also preview message before sending.

### Notification Preview

 **Text Message Notification**

A message titled "Snacks for Team Bus" has been sent to you by 2004 Rattlers White. View or reply to this message here: <https://goo.gl/xXxXxX>

 **Email Message Notification**

Subject: [2004 Rattlers White] Snacks for Team Bus

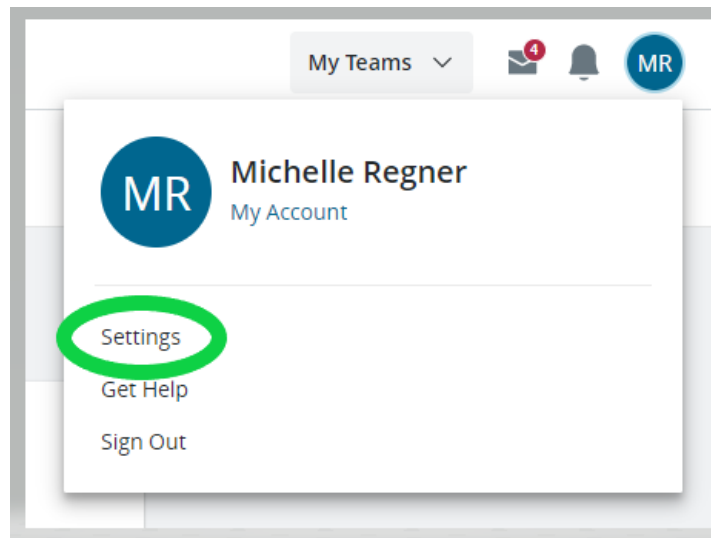
Message: Reminder - You have signed up to bring snacks on the team bus for our upcoming Tournament. Please bring enough for 20 people.

BACK SEND MESSAGE

## How to opt in for text messages in addition to emails.

(You are only able to receive text messages at the one mobile phone number on your account settings page.)

Step 1: **Head to hockey club website and log in, access your account by clicking your initials in the blue circle in upper-right.** Select **SETTINGS** area. (Must be done on a computer, not app.)



Step 2: Click Add Mobile Phone if your phone number is not already there.

Step 3: Enter your phone number and click Submit.

Step 4: Check your phone for the validation code.

Step 5: Enter the validation code and click Submit.

Step 6: Check the box with your phone number under Notification Settings.

