

AAMHL Standings

Winter 2025

November 20, 2025

Regular Season

| Team | Pts | Won | Lost | Tied | GF | GA | GS | GNA |
|---------------------------|-----|-----|------|------|----|----|----|-----|
| 1 42 North Social House | 7 | 3 | 0 | 1 | 17 | 9 | 1 | 5 |
| 2 Corby Energy Services | 6 | 3 | 1 | 0 | 17 | 15 | 7 | 2 |
| 3 Jets Pizza | 6 | 3 | 1 | 0 | 13 | 14 | 1 | 3 |
| 4 AstroTurf | 4 | 2 | 2 | 0 | 17 | 13 | 1 | 1 |
| 5 Forward Design Build | 4 | 2 | 2 | 0 | 15 | 14 | 0 | 4 |
| 6 Knight's Steakhouse | 4 | 1 | 1 | 2 | 11 | 10 | 2 | 4 |
| 7 Davey Tree | 3 | 1 | 2 | 1 | 11 | 12 | 1 | 1 |
| 8 A&W Restaurant | 2 | 1 | 3 | 0 | 10 | 12 | 0 | 3 |
| 9 Ann Arbor Rug and Carp | 2 | 1 | 3 | 0 | 9 | 18 | 0 | 5 |
| 10 North Peak Brewing Co. | 2 | 0 | 2 | 2 | 15 | 18 | 1 | 4 |

GF = Goals for; GA = Goals against; GS = Goals by substitute players; GNA = Goals unassisted

Regular season rank rules: 1-points; 2-most wins (regulation time only); 3-head-to-head; 4-goals for; 5-goals against

PlayOff Season

| Team | Pts | Won | Lost | Tied | GF | GA | GS | GNA |
|------|-----|-----|------|------|----|----|----|-----|
| 1 | 0 | 0 | 0 | 0 | 0 | 0 | 0 | 0 |
| 2 | 0 | 0 | 0 | 0 | 0 | 0 | 0 | 0 |
| 3 | 0 | 0 | 0 | 0 | 0 | 0 | 0 | 0 |
| 4 | 0 | 0 | 0 | 0 | 0 | 0 | 0 | 0 |
| 5 | 0 | 0 | 0 | 0 | 0 | 0 | 0 | 0 |
| 6 | 0 | 0 | 0 | 0 | 0 | 0 | 0 | 0 |
| 7 | 0 | 0 | 0 | 0 | 0 | 0 | 0 | 0 |
| 8 | 0 | 0 | 0 | 0 | 0 | 0 | 0 | 0 |
| 9 | 0 | 0 | 0 | 0 | 0 | 0 | 0 | 0 |
| 10 | 0 | 0 | 0 | 0 | 0 | 0 | 0 | 0 |

Rank: 1-points; 2-most playoff wins; 3- head-to-head playoff pts; 4-head-to-head reg. season; 5-regular season standings

No playoff points will be awarded to a team that is playing with fewer than 11 players.

Player stats.: Top two from each team for each category

| Team | Name | Goals | Assists | Total Pts. | Name | Pnlty Min. | Penalty Violation | |
|------|-----------------|-------|-----------------|------------|-----------------|------------|-------------------|---|
| AAR | Montalban (8) | 4 | Jilek J. (13) | 2 | Montalban (8) | 5 | Schueler D (17) | 4 |
| AAR | Jilek J. (13) | 2 | Bartolacci (12) | 1 | Jilek J. (13) | 4 | Bartolacci (12) | 2 |
| AST | Huntzicker (21) | 3 | Erps S. (9) | 4 | Erps S. (9) | 6 | Barden A. (3) | 2 |
| AST | Mills J. (22) | 3 | Was A. (17) | 4 | Huntzicker (21) | 6 | Erps S. (9) | 2 |
| AWR | Joffe Brya (22) | 3 | Lewis J. (69) | 5 | Lewis J. (69) | 8 | Wilkins F. (19) | 4 |
| AWR | Lewis J. (69) | 3 | Hattie M. (40) | 4 | Hattie M. (40) | 5 | Gilson T. (12) | 2 |
| CES | Langrock E (22) | 3 | Anday C. (8) | 4 | Langrock E (22) | 6 | Copp A. (9) | 2 |
| CES | Joffe E. (40) | 2 | Joffe E. (40) | 3 | Joffe E. (40) | 5 | Anday C. (8) | 0 |
| DVY | Nilsson J. (11) | 2 | Nilsson J. (11) | 4 | Nilsson J. (11) | 6 | Hescheles (8) | 2 |
| DVY | Perry B. (7) | 2 | Perry B. (7) | 3 | Perry B. (7) | 5 | Perry B. (7) | 2 |
| FDB | Weiler C. (15) | 3 | Dickinson (5) | 3 | Dickinson (5) | 5 | Blackburn (4) | 2 |
| FDB | Dickinson (5) | 2 | Blackburn (4) | 2 | Weiler C. (15) | 5 | Hall E. (10) | 2 |
| FTN | O'Brien M. (12) | 4 | Foster D. (4) | 3 | O'Brien M. (12) | 7 | Ahlquist S (7) | 2 |
| FTN | Ideson R. (9) | 3 | O'Brien M. (12) | 3 | Foster D. (4) | 5 | Foster D. (4) | 2 |
| JET | Porter J. (8) | 4 | Stevens D. (9) | 4 | Stevens D. (9) | 7 | Black S. (12) | 2 |
| JET | Stevens D. (9) | 3 | Black S. (12) | 2 | Porter J. (8) | 5 | Crawford M (10) | 2 |
| KNT | Maltese C. (13) | 3 | Maltese C. (13) | 4 | Maltese C. (13) | 7 | Opsahl Jef (15) | 2 |
| KNT | Pawlowski (7) | 3 | Peterson S (14) | 2 | Pawlowski (7) | 4 | Pawlowski (7) | 2 |
| NPB | Marentette (9) | 4 | Talusan P. (24) | 3 | Marentette (9) | 5 | Aliff D. (8) | 2 |
| NPB | Aliff D. (8) | 2 | Holmstrom (16) | 2 | Holmstrom (16) | 4 | Baalrud S. (25) | 0 |

AAMHL Standings

Winter 2025

November 20, 2025

Game Log Matrix (Won, Lost, Tied, Goals for)

| | AAR | AST | AWR | CES | DVY | FDB | FTN | JET | KNT | NPB |
|-----|------------|------------|------------|------------|------------|------------|------------|------------|------------|------------|
| AAR | | 1, 0, 0, 7 | 1, 0, 0, 4 | 0, 0, 0, 0 | 0, 0, 0, 0 | 0, 1, 0, 3 | 0, 0, 0, 0 | 0, 0, 0, 0 | 1, 0, 0, 4 | 0, 0, 0, 0 |
| AST | 0, 1, 0, 3 | | 0, 1, 0, 2 | 0, 0, 0, 0 | 0, 0, 0, 0 | 1, 0, 0, 4 | 1, 0, 0, 4 | 0, 0, 0, 0 | 0, 0, 0, 0 | 0, 0, 0, 0 |
| AWR | 0, 1, 0, 0 | 1, 0, 0, 4 | | 1, 0, 0, 3 | 0, 0, 0, 0 | 1, 0, 0, 5 | 0, 0, 0, 0 | 0, 0, 0, 0 | 0, 0, 0, 0 | 0, 0, 0, 0 |
| CES | 0, 0, 0, 0 | 0, 0, 0, 0 | 0, 1, 0, 2 | | 0, 0, 0, 0 | 0, 0, 0, 0 | 1, 0, 0, 7 | 0, 1, 0, 3 | 0, 0, 0, 0 | 0, 1, 0, 3 |
| DVY | 0, 0, 0, 0 | 0, 0, 0, 0 | 0, 0, 0, 0 | 0, 0, 0, 0 | | 0, 0, 0, 0 | 1, 0, 0, 4 | 1, 0, 0, 2 | 0, 1, 0, 1 | 0, 0, 1, 5 |
| FDB | 1, 0, 0, 5 | 0, 1, 0, 3 | 0, 1, 0, 2 | 0, 0, 0, 0 | 0, 0, 0, 0 | | 0, 0, 0, 0 | 1, 0, 0, 4 | 0, 0, 0, 0 | 0, 0, 0, 0 |
| FTN | 0, 0, 0, 0 | 0, 1, 0, 3 | 0, 0, 0, 0 | 0, 1, 0, 2 | 0, 1, 0, 2 | 0, 0, 0, 0 | | 0, 0, 0, 0 | 0, 0, 1, 2 | 0, 0, 0, 0 |
| JET | 0, 0, 0, 0 | 0, 0, 0, 0 | 0, 0, 0, 0 | 1, 0, 0, 7 | 0, 1, 0, 1 | 0, 1, 0, 3 | 0, 0, 0, 0 | | 0, 0, 0, 0 | 0, 1, 0, 3 |
| KNT | 0, 1, 0, 1 | 0, 0, 0, 0 | 0, 0, 0, 0 | 0, 0, 0, 0 | 1, 0, 0, 3 | 0, 0, 0, 0 | 0, 0, 1, 2 | 0, 0, 0, 0 | | 0, 0, 1, 4 |
| NPB | 0, 0, 0, 0 | 0, 0, 0, 0 | 0, 0, 0, 0 | 1, 0, 0, 5 | 0, 0, 1, 5 | 0, 0, 0, 0 | 0, 0, 0, 0 | 1, 0, 0, 4 | 0, 0, 1, 4 | |

Schedule, teams (h vs v), and scores (w vs l)*

| 29-Oct-2025 | 05-Nov-2025 | 12-Nov-2025 | 19-Nov-2025 | 26-Nov-2025 | 03-Dec-2025 |
|--------------------|--------------------|---------------------|--|--------------------|--------------------|
| N8 NPB 4 vs KNT 4 | N8 DVY 3 vs KNT 1 | N8 JET 2 vs DVY 1 | N8 DVY 5 vs NPB 5 | N8 NPB 0 vs FTN 0 | N8 FDB 0 vs FTN 0 |
| S8 AWR 4 vs AAR 0 | S8 FTN 7 vs CES 2 | S8 FDB 5 vs AWR 2 | S8 CES 3 vs AWR 2 | S8 KNT 0 vs AST 0 | S8 CES 0 vs KNT 0 |
| N9 FDB 4 vs AST 3 | N9 AST 4 vs AWR 2 | N9 FTN 2 vs KNT 2 | N9 KNT 4 vs AAR 1 | N9 AWR 0 vs JET 0 | N9 JET 0 vs AAR 0 |
| S9 CES 7 vs JET 3 | S9 JET 4 vs NPB 3 | S9 CES 5 vs NPB 3 | S9 JET 4 vs FDB 3 | S9 AAR 0 vs CES 0 | S9 DVY 0 vs AST 0 |
| N10 FTN 4 vs DVY 2 | N10 AAR 5 vs FDB 3 | N10 AST 7 vs AAR 3 | N10 FTN 4 vs AST 3 | N10 DVY 0 vs FDB 0 | N10 AWR 0 vs NPB 0 |
| 10-Dec-2025 | 17-Dec-2025 | 07-Jan-2026 | 14-Jan-2026 | 21-Jan-2026 | 28-Jan-2026 |
| N8 FTN 0 vs AAR 0 | N8 AWR 0 vs KNT 0 | S8 JET 0 vs AST 0 | N8 FDB 0 vs AST 0 | N8 FTN 0 vs AST 0 | N8 DVY 0 vs KNT 0 |
| S8 AST 0 vs CES 0 | S8 CES 0 vs FDB 0 | N9 DVY 0 vs CES 0 | S8 AWR 0 vs AAR 0 | S8 JET 0 vs FDB 0 | S8 NPB 0 vs JET 0 |
| N9 FDB 0 vs NPB 0 | N9 FTN 0 vs JET 0 | S9 AAR 0 vs NPB 0 | N9 NPB 0 vs KNT 0 | N9 NPB 0 vs DVY 0 | N9 AWR 0 vs AST 0 |
| S9 KNT 0 vs JET 0 | S9 DVY 0 vs AAR 0 | N10 FDB 0 vs KNT 0 | S9 FTN 0 vs DVY 0 | S9 KNT 0 vs AAR 0 | S9 FTN 0 vs CES 0 |
| N10 DVY 0 vs AWR 0 | N10 AST 0 vs NPB 0 | S10 FTN 0 vs AWR 0 | N10 CES 0 vs JET 0 | N10 AWR 0 vs CES 0 | N10 AAR 0 vs FDB 0 |
| 04-Feb-2026 | 11-Feb-2026 | 18-Feb-2026 | 25-Feb-2026 | 04-Mar-2026 | 11-Mar-2026 |
| N8 JET 0 vs DVY 0 | N8 CES 0 vs AAR 0 | N8 KNT 0 vs CES 0 | N8 AAR 0 vs FTN 0 | N8 AST 0 vs JET 0 | N8 FDB 0 vs CES 0 |
| S8 AST 0 vs AAR 0 | S8 NPB 0 vs FTN 0 | S8 NPB 0 vs AWR 0 | S8 AWR 0 vs DVY 0 | S8 NPB 0 vs AAR 0 | S8 AAR 0 vs DVY 0 |
| N9 CES 0 vs NPB 0 | N9 DVY 0 vs FDB 0 | N9 AAR 0 vs JET 0 | N9 CES 0 vs AST 0 | N9 AWR 0 vs FTN 0 | N9 NPB 0 vs AST 0 |
| S9 FDB 0 vs AWR 0 | S9 AST 0 vs KNT 0 | S9 FDB 0 vs FTN 0 | S9 FDB 0 vs NPB 0 | S9 FDB 0 vs KNT 0 | S9 KNT 0 vs AWR 0 |
| N10 KNT 0 vs FTN 0 | N10 AWR 0 vs JET 0 | N10 DVY 0 vs AST 0 | N10 JET 0 vs KNT 0 | N10 CES 0 vs DVY 0 | N10 JET 0 vs FTN 0 |
| 18-Mar-2026 | 25-Mar-2026 | 01-Apr-2026 | 08-Apr-2026 | 15-Apr-2026 | 22-Apr-2026 |
| N8 NPB 0 vs KNT 0 | N8 AST 0 vs AWR 0 | N8 DVY 0 vs NPB 0 | N8 AWR 0 vs FDB 0 | N8 _4_ 0 vs _8_ 0 | N8 _4_ 0 vs _6_ 0 |
| S8 AAR 0 vs AWR 0 | S8 FDB 0 vs AAR 0 | S8 FDB 0 vs JET 0 | S8 AAR 0 vs AST 0 | S8 _2_ 0 vs _10_ 0 | S8 _5_ 0 vs _10_ 0 |
| N9 FTN 0 vs DVY 0 | N9 CES 0 vs FTN 0 | N9 CES 0 vs AWR 0 | N9 JET 0 vs DVY 0 | N9 _1_ 0 vs _6_ 0 | N9 _3_ 0 vs _7_ 0 |
| S9 CES 0 vs JET 0 | S9 KNT 0 vs DVY 0 | S9 AST 0 vs FTN 0 | S9 KNT 0 vs FTN 0 | S9 _3_ 0 vs _9_ 0 | S9 _1_ 0 vs _9_ 0 |
| N10 AST 0 vs FDB 0 | N10 JET 0 vs NPB 0 | N10 AAR 0 vs KNT 0 | N10 CES 0 vs NPB 0 | N10 _5_ 0 vs _7_ 0 | N10 _2_ 0 vs _8_ 0 |
| 29-Apr-2026 | 06-May-2026 | 13-May-2026 | 20-May-2026 | 00-Jan-1900 | 00-Jan-1900 |
| N8 _5_ 0 vs _9_ 0 | N8 _3_ 0 vs _10_ 0 | N8 _2_ 0 vs _9_ 0 | N8 _1_ 0 vs _4_ 0 | 0 0 vs 0 0 | 0 0 vs 0 0 |
| S8 _1_ 0 vs _8_ 0 | S8 _1_ 0 vs _7_ 0 | S8 _3_ 0 vs _8_ 0 | S8 _2_ 0 vs _3_ 0 | 0 0 vs 0 0 | 0 0 vs 0 0 |
| N9 _2_ 0 vs _7_ 0 | N9 _2_ 0 vs _6_ 0 | N9 _5_ 0 vs _6_ 0 | N9 DRH 0 vs DRV 0 | 0 0 vs 0 0 | 0 0 vs 0 0 |
| S9 _4_ 0 vs _10_ 0 | S9 _5_ 0 vs _8_ 0 | S9 _4_ 0 vs _7_ 0 | S9 C1H 0 vs C1V 0 | 0 0 vs 0 0 | 0 0 vs 0 0 |
| N10 _3_ 0 vs _6_ 0 | N10 _4_ 0 vs _9_ 0 | N10 _1_ 0 vs _10_ 0 | N10 C2H 0 vs C2V 0 | 0 0 vs 0 0 | 0 0 vs 0 0 |
| 00-Jan-1900 | 00-Jan-1900 | 00-Jan-1900 | | | |
| 0 0 vs 0 0 | 0 0 vs 0 0 | 0 0 vs 0 0 | *Shootout Game | | |
| 0 0 vs 0 0 | 0 0 vs 0 0 | 0 0 vs 0 0 | | | |
| 0 0 vs 0 0 | 0 0 vs 0 0 | 0 0 vs 0 0 | Rink and game times: | | |
| 0 0 vs 0 0 | 0 0 vs 0 0 | 0 0 vs 0 0 | N8 = North Rink at 8 pm; S8.5 = South Rink at 8:30 pm; etc. | | |
| 0 0 vs 0 0 | 0 0 vs 0 0 | 0 0 vs 0 0 | Home team is listed first | | |

Goal and Assist

Winter 2025

November 20, 2025

| Game Date | Team | Period | No | Goal | Assist | Assist |
|------------|------|--------|----|--------------------|------------------|------------------|
| 11/19/2025 | AAR | 2 | 1 | Bartolacci A. (12) | Lynn K. (40) | Dillen K. (19) |
| 11/19/2025 | AST | 1 | 1 | Huntzicker D. (21) | Wilkins F. (27) | |
| 11/19/2025 | AST | 2 | 2 | Huntzicker D. (21) | | |
| 11/19/2025 | AST | 2 | 3 | Barden A. (3) | Kless J. (8) | |
| 11/19/2025 | AWR | 1 | 1 | Joffe Bryan (22) | Hattie M. (40) | Lewis J. (69) |
| 11/19/2025 | AWR | 2 | 2 | Clavier A. (9) | Hattie M. (40) | Lewis J. (69) |
| 11/19/2025 | CES | 1 | 1 | Langrock E. (22) | Stefan A. (16) | Anday C. (8) |
| 11/19/2025 | CES | 2 | 2 | Allen C. (13) | Klempay T. (6) | Nalepa A. (20) |
| 11/19/2025 | CES | 2 | 3 | Klempay T. (6) | Frusti P. (7) | |
| 11/19/2025 | DVY | 1 | 1 | Nilsson J. (11) | Perry B. (7) | |
| 11/19/2025 | DVY | 1 | 2 | Nilsson J. (11) | | |
| 11/19/2025 | DVY | 1 | 3 | Hescheles D. (8) | Caruso M. (17) | |
| 11/19/2025 | DVY | 1 | 4 | Udager A. (20) | Nilsson J. (11) | Perry B. (7) |
| 11/19/2025 | DVY | 2 | 5 | Perry B. (7) | Nilsson J. (11) | Udager A. (20) |
| 11/19/2025 | FDB | 1 | 1 | Dickinson G. (5) | | |
| 11/19/2025 | FDB | 1 | 2 | Oxender A. (17) | | |
| 11/19/2025 | FDB | 1 | 3 | Weiler C. (15) | | |
| 11/19/2025 | FTN | 1 | 1 | Ideson R. (9) | Oxender A. (11) | |
| 11/19/2025 | FTN | 1 | 2 | Oxender A. (11) | | |
| 11/19/2025 | FTN | 2 | 3 | Ahlquist S. (7) | Yanca J. (6) | |
| 11/19/2025 | FTN | 2 | 4 | O'Brien M. (12) | Copp A. (19) | |
| 11/19/2025 | JET | 1 | 1 | Spence J (14) | Perkins T. (7) | |
| 11/19/2025 | JET | 2 | 2 | Porter J. (8) | Joffe M. (4) | Stevens D. (9) |
| 11/19/2025 | JET | 2 | 3 | Crawford M. (10) | Joffe M. (4) | Stevens D. (9) |
| 11/19/2025 | JET | 2 | 4 | Snyder J. (5) | Porter J. (8) | |
| 11/19/2025 | KNT | 1 | 1 | Allen C. (10) | Wells S. (3) | Maltese C. (13) |
| 11/19/2025 | KNT | 2 | 2 | Allen C. (10) | Maltese C. (13) | Peterson S. (14) |
| 11/19/2025 | KNT | 2 | 3 | Maltese C. (13) | Peterson S. (14) | Allen C. (10) |
| 11/19/2025 | KNT | 2 | 4 | Pawlowski B. (7) | | |
| 11/19/2025 | NPB | 1 | 1 | Maltese C. (112) | | |
| 11/19/2025 | NPB | 2 | 2 | Jefferson D. (19) | Aliff D. (8) | Stevens D. (6) |
| 11/19/2025 | NPB | 2 | 3 | Erps R. (14) | Talusan P. (24) | |
| 11/19/2025 | NPB | 2 | 4 | Aliff D. (8) | Stevens D. (6) | |
| 11/19/2025 | NPB | 2 | 5 | Holmstrom E. (16) | Joshi C. (12) | |

*Sub Rating Change for Playoff and Finals; Period: 4=Overtime; 5=Shootout

Penalties

Winter 2025

November 20, 2025

| <i>Game Date</i> | <i>Team</i> | <i>No</i> | <i>Name</i> | <i>Offense</i> |
|------------------|-------------|-----------|-------------|----------------|
| 11/19/2025 | AST | 1 | Kless J. | Trip |
| 11/19/2025 | AWR | 1 | Gilson T. | Trip |
| 11/19/2025 | AWR | 2 | Wilkins F. | Trip |
| 11/19/2025 | CES | 1 | Spence J | Hook |
| 11/19/2025 | FDB | 1 | Hall E. | Hook |
| 11/19/2025 | FTN | 1 | Oxender A. | Trip |
| 11/19/2025 | FTN | 2 | Schueler D. | Holding |
| 11/19/2025 | JET | 2 | Crawford M. | Roughing |
| 11/19/2025 | KNT | 1 | Opsahl Jeff | Trip |

Rostered and NonRostered Subs

Winter 2025
November 20, 2025

| Date | GameType | Team | Rostered Players | | | Sub Player | | Status | |
|------------|----------|------|------------------|--------|----------|-------------|--------|--------|-------------|
| | | | Name | Jersey | Draft No | Name | Jersey | | Draft No |
| 11/19/2025 | Regular | AAR | Vaughn C. | 97 | 27 | Rothhaar D. | 66 | 26 | Rostered |
| 11/19/2025 | Regular | AAR | Pokorney M. | 9 | 57 | Perry B. | 3 | 54 | Rostered |
| 11/19/2025 | Regular | AST | DeWolfe T. | 19 | 41 | Wilkins F. | 27 | 29 | Rostered |
| 11/19/2025 | Regular | AST | Schroeder B. | 4 | 100 | Heald D. | 7 | 93 | Rostered |
| 11/19/2025 | Regular | AWR | Edwards S. | 14 | 59 | Gregory E. | 77 | 63 | Rostered |
| 11/19/2025 | Regular | AWR | Johnson A. | 4 | 109 | Barnes P. | 8 | 107 | Rostered |
| 11/19/2025 | Regular | CES | Joffe E. | 40 | 15 | Allen C. | 13 | 13 | Rostered |
| 11/19/2025 | Regular | CES | O'Brien C. | 5 | 55 | Spence J | 28 | 55 | NonRostered |
| 11/19/2025 | Regular | DVY | Carlson C. | 9 | 24 | Oxender A. | 25 | 43 | Rostered |
| 11/19/2025 | Regular | DVY | Hutton C. | 16 | 104 | Kroll J. | 24 | 101 | NonRostered |
| 11/19/2025 | Regular | FDB | Sarosi M. | 6 | 108 | Stefan A. | 12 | 105 | Rostered |
| 11/19/2025 | Regular | FTN | Cieciiek C. | 199 | 36 | Cramer M. | 299 | 38 | Rostered |
| 11/19/2025 | Regular | FTN | Foster D. | 4 | 45 | Oxender A. | 11 | 43 | Rostered |
| 11/19/2025 | Regular | FTN | McBride R. | 8 | 56 | Schueler D. | 14 | 64 | Rostered |
| 11/19/2025 | Regular | FTN | Foster M. | 10 | 96 | Copp A. | 19 | 95 | Rostered |
| 11/19/2025 | Regular | JET | Black S. | 12 | 52 | Spence J | 14 | 55 | NonRostered |
| 11/19/2025 | Regular | JET | Roberts J. | 3 | 89 | Peal D. | 15 | 86 | Rostered |
| 11/19/2025 | Regular | KNT | | | | | | | |
| 11/19/2025 | Regular | NPB | Baalrud S. | 25 | 10 | Maltese C. | 112 | 8 | Rostered |
| 11/19/2025 | Regular | NPB | Marentette B. | 9 | 11 | Stevens D. | 6 | 9 | Rostered |

AAMHL Goals by player

Winter 2025

November 20, 2025

All = Reg Season + Playoff; PO = Playoff only; SB = Substitute only; SO = Shootout

| Team Name | All | PO | SB | SO | Team Name | All | PO | SB | SO | Team Name | All | PO | SB | SO |
|---------------------|-----|----|----|----|----------------------|-----|----|----|----|----------------------|-----|----|----|----|
| AAR Montalban (8) | 4 | 0 | 1 | 0 | CES Nalepa A. (20) | 1 | 0 | 0 | 0 | FTN Crichton J (42) | 0 | 0 | 0 | 0 |
| AAR Jilek J. (13) | 2 | 0 | 0 | 0 | CES Stefan A. (16) | 1 | 0 | 0 | 0 | FTN Foster M. (10) | 0 | 0 | 0 | 0 |
| AAR Barnes P. (28) | 1 | 0 | 0 | 0 | CES Anday C. (8) | 0 | 0 | 0 | 0 | FTN Rothhaar D (15) | 0 | 0 | 0 | 0 |
| AAR Bartolacci (12) | 1 | 0 | 2 | 0 | CES Barnes J. (199) | 0 | 0 | 0 | 0 | JET Porter J. (8) | 4 | 0 | 0 | 0 |
| AAR Lynn K. (40) | 1 | 0 | 0 | 0 | CES Copp A. (9) | 0 | 0 | 0 | 0 | JET Stevens D. (9) | 3 | 0 | 1 | 0 |
| AAR Dillen K. (19) | 0 | 0 | 0 | 0 | CES O'Brien C. (5) | 0 | 0 | 0 | 0 | JET Black S. (12) | 1 | 0 | 0 | 0 |
| AAR Greene S. (199) | 0 | 0 | 0 | 0 | CES Peal D. (27) | 0 | 0 | 0 | 0 | JET Bogard S. (13) | 1 | 0 | 0 | 0 |
| AAR Lobdell G. (16) | 0 | 0 | 0 | 0 | DVY Nilsson J. (11) | 2 | 0 | 0 | 0 | JET Crawford M (10) | 1 | 0 | 0 | 0 |
| AAR Pokorney M (9) | 0 | 0 | 0 | 0 | DVY Perry B. (7) | 2 | 0 | 0 | 0 | JET Perkins T. (7) | 1 | 0 | 0 | 0 |
| AAR Schueler D (17) | 0 | 0 | 0 | 0 | DVY Udager A. (20) | 2 | 0 | 0 | 0 | JET Snyder J. (5) | 1 | 0 | 1 | 0 |
| AAR Vaughn C. (97) | 0 | 0 | 0 | 0 | DVY Bourne B. (10) | 1 | 0 | 0 | 0 | JET Frantzeska (6) | 0 | 0 | 0 | 0 |
| AST Huntzicker (21) | 3 | 0 | 0 | 0 | DVY Caruso M. (17) | 1 | 0 | 1 | 0 | JET Joffe M. (4) | 0 | 0 | 0 | 0 |
| AST Mills J. (22) | 3 | 0 | 0 | 0 | DVY Hescheles (8) | 1 | 0 | 0 | 0 | JET Roberts J. (3) | 0 | 0 | 0 | 0 |
| AST Barden A. (3) | 2 | 0 | 0 | 0 | DVY Hutton C. (16) | 1 | 0 | 0 | 0 | JET Stoller C. (199) | 0 | 0 | 0 | 0 |
| AST Erps S. (9) | 2 | 0 | 0 | 0 | DVY Carlson C. (9) | 0 | 0 | 0 | 0 | KNT Maltese C. (13) | 3 | 0 | 1 | 0 |
| AST Kless J. (8) | 2 | 0 | 0 | 0 | DVY Fisher J. (19) | 0 | 0 | 0 | 0 | KNT Pawlowski (7) | 3 | 0 | 0 | 0 |
| AST DeWolfe T. (19) | 1 | 0 | 0 | 0 | DVY Navarre G. (12) | 0 | 0 | 0 | 0 | KNT Allen C. (10) | 2 | 0 | 1 | 0 |
| AST Hula A. (11) | 1 | 0 | 0 | 0 | DVY Weiler M. (199) | 0 | 0 | 0 | 0 | KNT Wells S. (3) | 1 | 0 | 0 | 0 |
| AST Waltz S. (18) | 1 | 0 | 0 | 0 | FDB Weiler C. (15) | 3 | 0 | 0 | 0 | KNT Boutin J. (2) | 0 | 0 | 0 | 0 |
| AST Was A. (17) | 1 | 0 | 0 | 0 | FDB Dickinson (5) | 2 | 0 | 0 | 0 | KNT Forward J. (5) | 0 | 0 | 0 | 0 |
| AST Schroeder (4) | 0 | 0 | 0 | 0 | FDB Grantham L (11) | 2 | 0 | 0 | 0 | KNT Heald D. (11) | 0 | 0 | 0 | 0 |
| AST Schroeder (199) | 0 | 0 | 0 | 0 | FDB Hall E. (10) | 2 | 0 | 0 | 0 | KNT Nesbitt R. (12) | 0 | 0 | 0 | 0 |
| AWR Joffe Brya (22) | 3 | 0 | 0 | 0 | FDB Oxender A. (17) | 2 | 0 | 1 | 0 | KNT Opsahl Jef (15) | 0 | 0 | 0 | 0 |
| AWR Lewis J. (69) | 3 | 0 | 0 | 0 | FDB Sarosi M. (6) | 2 | 0 | 0 | 0 | KNT Parks C. (199) | 0 | 0 | 0 | 0 |
| AWR Clavier A. (9) | 1 | 0 | 0 | 0 | FDB Ellies B. (14) | 1 | 0 | 0 | 0 | KNT Peterson S (14) | 0 | 0 | 0 | 0 |
| AWR Gilson T. (12) | 1 | 0 | 0 | 0 | FDB McClelland (16) | 1 | 0 | 0 | 0 | NPB Marentette (9) | 4 | 0 | 0 | 0 |
| AWR Hattie M. (40) | 1 | 0 | 0 | 0 | FDB Blackburn (4) | 0 | 0 | 0 | 0 | NPB Aliff D. (8) | 2 | 0 | 0 | 0 |
| AWR Wilkins F. (19) | 1 | 0 | 1 | 0 | FDB Cramer M. (199) | 0 | 0 | 0 | 0 | NPB Holmstrom (16) | 2 | 0 | 0 | 0 |
| AWR Daum K. (199) | 0 | 0 | 0 | 0 | FDB Gregory E. (7) | 0 | 0 | 0 | 0 | NPB Jefferson (19) | 2 | 0 | 0 | 0 |
| AWR Edwards S. (14) | 0 | 0 | 0 | 0 | FTN O'Brien M. (12) | 4 | 0 | 0 | 0 | NPB Baalrud S. (25) | 1 | 0 | 0 | 0 |
| AWR Fitzpatric (7) | 0 | 0 | 0 | 0 | FTN Ideson R. (9) | 3 | 0 | 0 | 0 | NPB Erps R. (14) | 1 | 0 | 0 | 0 |
| AWR Johnson A. (4) | 0 | 0 | 0 | 0 | FTN McBride R. (8) | 3 | 0 | 0 | 0 | NPB Rouse C. (7) | 1 | 0 | 0 | 0 |
| AWR Paterson A (3) | 0 | 0 | 0 | 0 | FTN Foster D. (4) | 2 | 0 | 0 | 0 | NPB Grant J. (10) | 0 | 0 | 0 | 0 |
| CES Langrock E (22) | 3 | 0 | 0 | 0 | FTN Kessler S. (5) | 2 | 0 | 0 | 0 | NPB Joshi C. (12) | 0 | 0 | 0 | 0 |
| CES Joffe E. (40) | 2 | 0 | 0 | 0 | FTN Ahlquist S (7) | 1 | 0 | 0 | 0 | NPB Talusan P. (24) | 0 | 0 | 2 | 0 |
| CES Klempay T. (6) | 2 | 0 | 0 | 0 | FTN Yanca J. (6) | 1 | 0 | 0 | 0 | NPB Verburg A. (199) | 0 | 0 | 0 | 0 |
| CES Frusti P. (7) | 1 | 0 | 0 | 0 | FTN Cieciek C. (199) | 0 | 0 | 0 | 0 | | | | | |

AAMHL Assists by player

Winter 2025

November 20, 2025

All = Reg Season + Playoff; PO = Playoff only; SB = Substitute only

| <i>Team</i> | <i>Name</i> | <i>All</i> | <i>PO</i> | <i>SB</i> | <i>Team</i> | <i>Name</i> | <i>All</i> | <i>PO</i> | <i>SB</i> | <i>Team</i> | <i>Name</i> | <i>All</i> | <i>PO</i> | <i>SB</i> |
|-------------|-----------------|------------|-----------|-----------|-------------|-----------------|------------|-----------|-----------|-------------|------------------|------------|-----------|-----------|
| AAR | Jilek J. (13) | 2 | 0 | 0 | CES | Nalepa A. (20) | 2 | 0 | 0 | FTN | Yanca J. (6) | 1 | 0 | 0 |
| AAR | Bartolacci (12) | 1 | 0 | 0 | CES | Klempay T. (6) | 1 | 0 | 0 | FTN | Cieciak C. (199) | 0 | 0 | 0 |
| AAR | Dillen K. (19) | 1 | 0 | 0 | CES | O'Brien C. (5) | 1 | 0 | 0 | FTN | Foster M. (10) | 0 | 0 | 0 |
| AAR | Lynn K. (40) | 1 | 0 | 0 | CES | Stefan A. (16) | 1 | 0 | 0 | JET | Stevens D. (9) | 4 | 0 | 3 |
| AAR | Montalban (8) | 1 | 0 | 1 | CES | Barnes J. (199) | 0 | 0 | 0 | JET | Black S. (12) | 2 | 0 | 0 |
| AAR | Barnes P. (28) | 0 | 0 | 0 | CES | Copp A. (9) | 0 | 0 | 1 | JET | Crawford M (10) | 2 | 0 | 0 |
| AAR | Greene S. (199) | 0 | 0 | 0 | CES | Peal D. (27) | 0 | 0 | 0 | JET | Joffe M. (4) | 2 | 0 | 0 |
| AAR | Lobdell G. (16) | 0 | 0 | 0 | DVY | Nilsson J. (11) | 4 | 0 | 0 | JET | Frantzeska (6) | 1 | 0 | 0 |
| AAR | Pokorney M (9) | 0 | 0 | 0 | DVY | Perry B. (7) | 3 | 0 | 0 | JET | Perkins T. (7) | 1 | 0 | 1 |
| AAR | Schueler D (17) | 0 | 0 | 0 | DVY | Udager A. (20) | 2 | 0 | 0 | JET | Porter J. (8) | 1 | 0 | 0 |
| AAR | Vaughn C. (97) | 0 | 0 | 1 | DVY | Caruso M. (17) | 1 | 0 | 0 | JET | Bogard S. (13) | 0 | 0 | 0 |
| AST | Erps S. (9) | 4 | 0 | 0 | DVY | Bourne B. (10) | 0 | 0 | 0 | JET | Roberts J. (3) | 0 | 0 | 0 |
| AST | Was A. (17) | 4 | 0 | 0 | DVY | Carlson C. (9) | 0 | 0 | 0 | JET | Snyder J. (5) | 0 | 0 | 0 |
| AST | Huntzicker (21) | 3 | 0 | 0 | DVY | Fisher J. (19) | 0 | 0 | 0 | JET | Stoller C. (199) | 0 | 0 | 0 |
| AST | Mills J. (22) | 3 | 0 | 0 | DVY | Hescheles (8) | 0 | 0 | 1 | KNT | Maltese C. (13) | 4 | 0 | 0 |
| AST | Barden A. (3) | 2 | 0 | 0 | DVY | Hutton C. (16) | 0 | 0 | 0 | KNT | Peterson S (14) | 2 | 0 | 0 |
| AST | Kless J. (8) | 2 | 0 | 0 | DVY | Navarre G. (12) | 0 | 0 | 0 | KNT | Allen C. (10) | 1 | 0 | 0 |
| AST | Waltz S. (18) | 1 | 0 | 0 | DVY | Weiler M. (199) | 0 | 0 | 0 | KNT | Heald D. (11) | 1 | 0 | 0 |
| AST | DeWolfe T. (19) | 0 | 0 | 0 | FDB | Dickinson (5) | 3 | 0 | 0 | KNT | Pawlowski (7) | 1 | 0 | 0 |
| AST | Hula A. (11) | 0 | 0 | 0 | FDB | Blackburn (4) | 2 | 0 | 0 | KNT | Wells S. (3) | 1 | 0 | 0 |
| AST | Schroeder (4) | 0 | 0 | 0 | FDB | Ellies B. (14) | 2 | 0 | 0 | KNT | Boutin J. (2) | 0 | 0 | 0 |
| AST | Schroeder (199) | 0 | 0 | 0 | FDB | Weiler C. (15) | 2 | 0 | 0 | KNT | Forward J. (5) | 0 | 0 | 0 |
| AWR | Lewis J. (69) | 5 | 0 | 1 | FDB | Grantham L (11) | 1 | 0 | 0 | KNT | Nesbitt R. (12) | 0 | 0 | 0 |
| AWR | Hattie M. (40) | 4 | 0 | 1 | FDB | Gregory E. (7) | 1 | 0 | 0 | KNT | Opsahl Jef (15) | 0 | 0 | 0 |
| AWR | Clavier A. (9) | 0 | 0 | 0 | FDB | McClelland (16) | 1 | 0 | 0 | KNT | Parks C. (199) | 0 | 0 | 0 |
| AWR | Daum K. (199) | 0 | 0 | 0 | FDB | Oxender A. (17) | 1 | 0 | 1 | NPB | Talusan P. (24) | 3 | 0 | 0 |
| AWR | Edwards S. (14) | 0 | 0 | 0 | FDB | Sarosi M. (6) | 1 | 0 | 0 | NPB | Holmstrom (16) | 2 | 0 | 0 |
| AWR | Fitzpatric (7) | 0 | 0 | 0 | FDB | Cramer M. (199) | 0 | 0 | 0 | NPB | Joshi C. (12) | 2 | 0 | 0 |
| AWR | Gilson T. (12) | 0 | 0 | 0 | FDB | Hall E. (10) | 0 | 0 | 0 | NPB | Aliff D. (8) | 1 | 0 | 0 |
| AWR | Joffe Brya (22) | 0 | 0 | 0 | FTN | Foster D. (4) | 3 | 0 | 0 | NPB | Jefferson (19) | 1 | 0 | 0 |
| AWR | Johnson A. (4) | 0 | 0 | 0 | FTN | O'Brien M. (12) | 3 | 0 | 0 | NPB | Marentette (9) | 1 | 0 | 0 |
| AWR | Paterson A (3) | 0 | 0 | 0 | FTN | Ideson R. (9) | 2 | 0 | 0 | NPB | Baalrud S. (25) | 0 | 0 | 0 |
| AWR | Wilkins F. (19) | 0 | 0 | 2 | FTN | McBride R. (8) | 2 | 0 | 0 | NPB | Erps R. (14) | 0 | 0 | 1 |
| CES | Anday C. (8) | 4 | 0 | 0 | FTN | Ahlquist S (7) | 1 | 0 | 0 | NPB | Grant J. (10) | 0 | 0 | 0 |
| CES | Joffe E. (40) | 3 | 0 | 0 | FTN | Crichton J (42) | 1 | 0 | 0 | NPB | Rouse C. (7) | 0 | 0 | 0 |
| CES | Langrock E (22) | 3 | 0 | 0 | FTN | Kessler S. (5) | 1 | 0 | 1 | NPB | Verburg A. (199) | 0 | 0 | 0 |
| CES | Frusti P. (7) | 2 | 0 | 0 | FTN | Rothhaar D (15) | 1 | 0 | 0 | | | | | |

AAMHL Points by player

Winter 2025

November 20, 2025

All = Reg Season + Playoff; PO = Playoff only; SB = Substitute only

| <i>Team</i> | <i>Name</i> | <i>All</i> | <i>PO</i> | <i>SB</i> | <i>Team</i> | <i>Name</i> | <i>All</i> | <i>PO</i> | <i>SB</i> | <i>Team</i> | <i>Name</i> | <i>All</i> | <i>PO</i> | <i>SB</i> |
|-------------|-----------------|------------|-----------|-----------|-------------|-----------------|------------|-----------|-----------|-------------|------------------|------------|-----------|-----------|
| AAR | Montalban (8) | 5 | 0 | 2 | CES | Klempay T. (6) | 3 | 0 | 0 | FTN | Rothhaar D (15) | 1 | 0 | 0 |
| AAR | Jilek J. (13) | 4 | 0 | 0 | CES | Nalepa A. (20) | 3 | 0 | 0 | FTN | Cieciak C. (199) | 0 | 0 | 0 |
| AAR | Bartolacci (12) | 2 | 0 | 2 | CES | Stefan A. (16) | 2 | 0 | 0 | FTN | Foster M. (10) | 0 | 0 | 0 |
| AAR | Lynn K. (40) | 2 | 0 | 0 | CES | O'Brien C. (5) | 1 | 0 | 0 | JET | Stevens D. (9) | 7 | 0 | 4 |
| AAR | Barnes P. (28) | 1 | 0 | 0 | CES | Barnes J. (199) | 0 | 0 | 0 | JET | Porter J. (8) | 5 | 0 | 0 |
| AAR | Dillen K. (19) | 1 | 0 | 0 | CES | Copp A. (9) | 0 | 0 | 1 | JET | Black S. (12) | 3 | 0 | 0 |
| AAR | Greene S. (199) | 0 | 0 | 0 | CES | Peal D. (27) | 0 | 0 | 0 | JET | Crawford M (10) | 3 | 0 | 0 |
| AAR | Lobdell G. (16) | 0 | 0 | 0 | DVY | Nilsson J. (11) | 6 | 0 | 0 | JET | Joffe M. (4) | 2 | 0 | 0 |
| AAR | Pokorney M (9) | 0 | 0 | 0 | DVY | Perry B. (7) | 5 | 0 | 0 | JET | Perkins T. (7) | 2 | 0 | 1 |
| AAR | Schueler D (17) | 0 | 0 | 0 | DVY | Udager A. (20) | 4 | 0 | 0 | JET | Bogard S. (13) | 1 | 0 | 0 |
| AAR | Vaughn C. (97) | 0 | 0 | 1 | DVY | Caruso M. (17) | 2 | 0 | 1 | JET | Frantzeska (6) | 1 | 0 | 0 |
| AST | Erps S. (9) | 6 | 0 | 0 | DVY | Bourne B. (10) | 1 | 0 | 0 | JET | Snyder J. (5) | 1 | 0 | 1 |
| AST | Huntzicker (21) | 6 | 0 | 0 | DVY | Hescheles (8) | 1 | 0 | 1 | JET | Roberts J. (3) | 0 | 0 | 0 |
| AST | Mills J. (22) | 6 | 0 | 0 | DVY | Hutton C. (16) | 1 | 0 | 0 | JET | Stoller C. (199) | 0 | 0 | 0 |
| AST | Was A. (17) | 5 | 0 | 0 | DVY | Carlson C. (9) | 0 | 0 | 0 | KNT | Maltese C. (13) | 7 | 0 | 1 |
| AST | Barden A. (3) | 4 | 0 | 0 | DVY | Fisher J. (19) | 0 | 0 | 0 | KNT | Pawlowski (7) | 4 | 0 | 0 |
| AST | Kless J. (8) | 4 | 0 | 0 | DVY | Navarre G. (12) | 0 | 0 | 0 | KNT | Allen C. (10) | 3 | 0 | 1 |
| AST | Waltz S. (18) | 2 | 0 | 0 | DVY | Weiler M. (199) | 0 | 0 | 0 | KNT | Peterson S (14) | 2 | 0 | 0 |
| AST | DeWolfe T. (19) | 1 | 0 | 0 | FDB | Dickinson (5) | 5 | 0 | 0 | KNT | Wells S. (3) | 2 | 0 | 0 |
| AST | Hula A. (11) | 1 | 0 | 0 | FDB | Weiler C. (15) | 5 | 0 | 0 | KNT | Heald D. (11) | 1 | 0 | 0 |
| AST | Schroeder (4) | 0 | 0 | 0 | FDB | Ellies B. (14) | 3 | 0 | 0 | KNT | Boutin J. (2) | 0 | 0 | 0 |
| AST | Schroeder (199) | 0 | 0 | 0 | FDB | Grantham L (11) | 3 | 0 | 0 | KNT | Forward J. (5) | 0 | 0 | 0 |
| AWR | Lewis J. (69) | 8 | 0 | 1 | FDB | Oxender A. (17) | 3 | 0 | 2 | KNT | Nesbitt R. (12) | 0 | 0 | 0 |
| AWR | Hattie M. (40) | 5 | 0 | 1 | FDB | Sarosi M. (6) | 3 | 0 | 0 | KNT | Opsahl Jef (15) | 0 | 0 | 0 |
| AWR | Joffe Brya (22) | 3 | 0 | 0 | FDB | Blackburn (4) | 2 | 0 | 0 | KNT | Parks C. (199) | 0 | 0 | 0 |
| AWR | Clavier A. (9) | 1 | 0 | 0 | FDB | Hall E. (10) | 2 | 0 | 0 | NPB | Marentette (9) | 5 | 0 | 0 |
| AWR | Gilson T. (12) | 1 | 0 | 0 | FDB | McClelland (16) | 2 | 0 | 0 | NPB | Holmstrom (16) | 4 | 0 | 0 |
| AWR | Wilkins F. (19) | 1 | 0 | 3 | FDB | Gregory E. (7) | 1 | 0 | 0 | NPB | Aliff D. (8) | 3 | 0 | 0 |
| AWR | Daum K. (199) | 0 | 0 | 0 | FDB | Cramer M. (199) | 0 | 0 | 0 | NPB | Jefferson (19) | 3 | 0 | 0 |
| AWR | Edwards S. (14) | 0 | 0 | 0 | FTN | O'Brien M. (12) | 7 | 0 | 0 | NPB | Talusan P. (24) | 3 | 0 | 2 |
| AWR | Fitzpatric (7) | 0 | 0 | 0 | FTN | Foster D. (4) | 5 | 0 | 0 | NPB | Joshi C. (12) | 2 | 0 | 0 |
| AWR | Johnson A. (4) | 0 | 0 | 0 | FTN | Ideson R. (9) | 5 | 0 | 0 | NPB | Baalrud S. (25) | 1 | 0 | 0 |
| AWR | Paterson A (3) | 0 | 0 | 0 | FTN | McBride R. (8) | 5 | 0 | 0 | NPB | Erps R. (14) | 1 | 0 | 1 |
| CES | Langrock E (22) | 6 | 0 | 0 | FTN | Kessler S. (5) | 3 | 0 | 1 | NPB | Rouse C. (7) | 1 | 0 | 0 |
| CES | Joffe E. (40) | 5 | 0 | 0 | FTN | Ahlquist S (7) | 2 | 0 | 0 | NPB | Grant J. (10) | 0 | 0 | 0 |
| CES | Anday C. (8) | 4 | 0 | 0 | FTN | Yanca J. (6) | 2 | 0 | 0 | NPB | Verburg A. (199) | 0 | 0 | 0 |
| CES | Frusti P. (7) | 3 | 0 | 0 | FTN | Crichton J (42) | 1 | 0 | 0 | | | | | |

AAMHL Penalties by player

Winter 2025

November 20, 2025

| <i>Team</i> | <i>Name</i> | <i>Total</i> | <i>Category</i> | <i>Team</i> | <i>Name</i> | <i>Total</i> | <i>Category</i> | <i>Team</i> | <i>Name</i> | <i>Total</i> | <i>Category</i> |
|-------------|----------------|--------------|-----------------|-------------|---------------|--------------|-----------------|-------------|-----------------|--------------|-----------------|
| AAR | Barnes P. | 0 | Conformist | CES | Joffe E. | 0 | Conformist | FTN | O'Brien M. | 0 | Conformist |
| AAR | Bartolacci A. | 0 | Conformist | CES | Klempay T. | 0 | Conformist | FTN | Rothhaar D. | 0 | Conformist |
| AAR | Dillen K. | 0 | Conformist | CES | Langrock E. | 0 | Conformist | FTN | Yanca J. | 0 | Conformist |
| AAR | Greene S. | 0 | Conformist | CES | Nalepa A. | 0 | Conformist | JET | Black S. | 1 | Conformist |
| AAR | Jilek J. | 0 | Conformist | CES | O'Brien C. | 0 | Conformist | JET | Bogard S. | 0 | Conformist |
| AAR | Lobdell G. | 1 | Conformist | CES | Peal D. | 0 | Conformist | JET | Crawford M. | 1 | Conformist |
| AAR | Lynn K. | 0 | Conformist | CES | Stefan A. | 0 | Conformist | JET | Frantzeskakis P | 0 | Conformist |
| AAR | Montalban A. | 0 | Conformist | DVY | Bourne B. | 0 | Conformist | JET | Joffe M. | 0 | Conformist |
| AAR | Pokorney M. | 0 | Conformist | DVY | Carlson C. | 0 | Conformist | JET | Perkins T. | 0 | Conformist |
| AAR | Schueler D. | 1 | Conformist | DVY | Caruso M. | 0 | Conformist | JET | Porter J. | 0 | Conformist |
| AAR | Vaughn C. | 0 | Conformist | DVY | Fisher J. | 0 | Conformist | JET | Roberts J. | 0 | Conformist |
| AST | Barden A. | 0 | Conformist | DVY | Hescheles D. | 0 | Conformist | JET | Snyder J. | 0 | Conformist |
| AST | DeWolfe T. | 0 | Conformist | DVY | Hutton C. | 0 | Conformist | JET | Stevens D. | 0 | Conformist |
| AST | Erps S. | 1 | Conformist | DVY | Navarre G. | 0 | Conformist | JET | Stoller C. | 0 | Conformist |
| AST | Hula A. | 1 | Conformist | DVY | Nilsson J. | 0 | Conformist | KNT | Allen C. | 0 | Conformist |
| AST | Huntzicker D. | 0 | Conformist | DVY | Perry B. | 1 | Conformist | KNT | Boutin J. | 0 | Conformist |
| AST | Kless J. | 1 | Conformist | DVY | Udager A. | 1 | Conformist | KNT | Forward J. | 0 | Conformist |
| AST | Mills J. | 0 | Conformist | DVY | Weiler M. | 0 | Conformist | KNT | Heald D. | 0 | Conformist |
| AST | Schroeder B. | 0 | Conformist | FDB | Blackburn R. | 1 | Conformist | KNT | Maltese C. | 0 | Conformist |
| AST | Schroeder D. | 0 | Conformist | FDB | Cramer M. | 0 | Conformist | KNT | Nesbitt R. | 0 | Conformist |
| AST | Waltz S. | 1 | Conformist | FDB | Dickinson G. | 0 | Conformist | KNT | Opsahl Jeff | 1 | Conformist |
| AST | Was A. | 1 | Conformist | FDB | Ellies B. | 0 | Conformist | KNT | Parks C. | 0 | Conformist |
| AWR | Clavier A. | 0 | Conformist | FDB | Grantham L. | 0 | Conformist | KNT | Pawlowski B. | 1 | Conformist |
| AWR | Daum K. | 0 | Conformist | FDB | Gregory E. | 0 | Conformist | KNT | Peterson S. | 0 | Conformist |
| AWR | Edwards S. | 0 | Conformist | FDB | Hall E. | 1 | Conformist | KNT | Wells S. | 1 | Conformist |
| AWR | Fitzpatrick M. | 0 | Conformist | FDB | McClelland J. | 1 | Conformist | NPB | Aliff D. | 1 | Conformist |
| AWR | Gilson T. | 1 | Conformist | FDB | Oxender A. | 0 | Conformist | NPB | Baalrud S. | 0 | Conformist |
| AWR | Hattie M. | 0 | Conformist | FDB | Sarosi M. | 1 | Conformist | NPB | Erps R. | 0 | Conformist |
| AWR | Joffe Bryan | 0 | Conformist | FDB | Weiler C. | 0 | Conformist | NPB | Grant J. | 0 | Conformist |
| AWR | Johnson A. | 0 | Conformist | FTN | Ahlquist S. | 1 | Conformist | NPB | Holmstrom E. | 0 | Conformist |
| AWR | Lewis J. | 0 | Conformist | FTN | Cieciak C. | 0 | Conformist | NPB | Jefferson D. | 0 | Conformist |
| AWR | Paterson A. | 0 | Conformist | FTN | Crichton J. | 0 | Conformist | NPB | Joshi C. | 0 | Conformist |
| AWR | Wilkins F. | 2 | Conformist | FTN | Foster D. | 1 | Conformist | NPB | Marentette B. | 0 | Conformist |
| CES | Anday C. | 0 | Conformist | FTN | Foster M. | 0 | Conformist | NPB | Rouse C. | 0 | Conformist |
| CES | Barnes J. | 0 | Conformist | FTN | Ideson R. | 0 | Conformist | NPB | Talusan P. | 0 | Conformist |
| CES | Copp A. | 1 | Conformist | FTN | Kessler S. | 0 | Conformist | NPB | Verburg A. | 0 | Conformist |
| CES | Frusti P. | 0 | Conformist | FTN | McBride R. | 0 | Conformist | | | | |

Points Per Game By Year

Winter 2025

November 20, 2025

| Name | Points per Game per Year | | | | Trend | Name | Points per Game per Year | | | | Trend | Name | Points per Game per Year | | | | Trend |
|------------------|--------------------------|------|------|------|-------|---------------|--------------------------|------|------|------|-------|--------------|--------------------------|------|------|------|-------|
| | 2025 | 2024 | 2023 | 2022 | Rank | | 2025 | 2024 | 2023 | 2022 | Rank | | 2025 | 2024 | 2023 | 2022 | Rank |
| Ahquist S. | 0.50 | 0.63 | 0.92 | 0.73 | | Gilson T. | 0.14 | 0.43 | 0.33 | 0.40 | | Nalepa A. | 0.67 | 0.27 | 0.50 | 0.55 | |
| Aliff D. | 1.00 | 0.00 | 0.00 | 0.00 | | Grant J. | 0.00 | 0.15 | 0.23 | 0.37 | | Navarre G. | 0.05 | 0.24 | 0.13 | 0.34 | |
| Allen C. | 1.00 | 0.00 | 0.00 | 0.00 | | Grantham L. | 0.45 | 0.50 | 0.64 | 0.60 | | Nesbitt R. | 0.30 | 0.12 | 0.30 | 0.29 | |
| Anday C. | 1.33 | 0.00 | 0.00 | 0.00 | | Gregory E. | 0.22 | 0.28 | 0.17 | 0.38 | | Nilsson J. | 1.35 | 1.42 | 1.47 | 1.36 | |
| Baalrud S. | 0.95 | 1.00 | 0.00 | 0.00 | | Hall E. | 0.55 | 0.85 | 1.00 | 1.00 | | O'Brien C. | 0.39 | 0.45 | 0.27 | 0.38 | |
| Barden A. | 0.35 | 0.27 | 0.00 | 0.00 | | Hattie M. | 1.61 | 0.00 | 0.00 | 0.00 | | O'Brien M. | 1.52 | 1.16 | 1.58 | 1.39 | |
| Barnes P. | 0.17 | 0.43 | 0.35 | 0.24 | | Heald D. | 0.28 | 0.32 | 0.18 | 0.18 | | Opsahl Jeff | 0.31 | 0.31 | 0.28 | 0.63 | |
| Bartolacci A. | 0.79 | 0.58 | 0.00 | 0.00 | | Hescheles D. | 0.71 | 0.70 | 0.57 | 0.58 | | Oxender A. | 1.26 | 0.96 | 1.05 | 1.08 | 2 |
| Black S. | 1.00 | 0.00 | 0.00 | 0.00 | | Holmstrom E. | 0.76 | 0.67 | 0.91 | 0.90 | | Paterson A. | 0.26 | 0.36 | 0.14 | 0.33 | |
| Blackburn R. | 0.33 | 0.27 | 0.31 | 0.54 | | Hula A. | 0.17 | 0.13 | 0.19 | 0.00 | | Pawlowski B. | 0.57 | 0.68 | 0.38 | 0.49 | |
| Bogard S. | 0.30 | 0.40 | 0.26 | 0.43 | | Huntzicker D. | 1.36 | 1.98 | 1.91 | 1.67 | | Peal D. | 0.12 | 0.15 | 0.19 | 0.20 | |
| Bourne B. | 0.33 | 0.83 | 0.94 | 0.00 | | Hutton C. | 0.31 | 0.36 | 0.37 | 0.33 | | Perkins T. | 1.00 | 1.12 | 0.98 | 0.72 | |
| Boutin J. | 0.29 | 0.35 | 0.13 | 0.47 | | Ideson R. | 1.05 | 0.00 | 0.00 | 0.00 | | Perry B. | 0.52 | 0.74 | 0.89 | 1.00 | |
| Carlson C. | 1.13 | 1.08 | 0.91 | 1.31 | | Jefferson D. | 0.74 | 0.89 | 0.96 | 0.69 | | Peterson S. | 0.58 | 0.95 | 0.70 | 1.42 | |
| Caruso M. | 0.60 | 0.00 | 0.00 | 0.00 | | Jilek J. | 1.05 | 1.02 | 0.00 | 0.00 | | Pokorney M. | 1.31 | 0.90 | 0.78 | 0.80 | 1 |
| Clavier A. | 0.40 | 0.53 | 0.50 | 0.92 | | Joffe Bryan | 0.52 | 0.60 | 0.00 | 0.00 | | Porter J. | 1.21 | 0.73 | 1.29 | 1.16 | |
| Copp A. | 0.39 | 0.42 | 0.19 | 0.21 | 4 | Joffe E. | 1.16 | 1.41 | 1.02 | 1.16 | | Roberts J. | 0.25 | 0.21 | 0.37 | 0.73 | |
| Crawford M. | 1.16 | 0.63 | 1.07 | 0.82 | | Joffe M. | 0.45 | 0.78 | 0.59 | 1.10 | | Rothhaar D. | 0.25 | 0.00 | 0.00 | 0.00 | |
| Crichton J. | 0.29 | 0.33 | 0.12 | 0.48 | | Johnson A. | 0.06 | 0.14 | 0.16 | 0.18 | | Rouse C. | 0.18 | 0.20 | 0.37 | 0.30 | |
| DeWolfe T. | 0.43 | 0.58 | 0.54 | 0.49 | | Joshi C. | 0.67 | 0.00 | 0.00 | 0.00 | | Sarosi M. | 0.33 | 0.29 | 0.42 | 0.30 | |
| Dickinson G. | 1.56 | 1.08 | 0.83 | 1.39 | | Kessler S. | 0.54 | 0.39 | 0.25 | 0.52 | | Schroeder B. | 0.00 | 0.00 | 0.00 | 0.00 | |
| Dillen K. | 0.44 | 0.46 | 0.00 | 0.53 | | Klempay T. | 1.11 | 0.00 | 0.00 | 0.00 | | Schueler D. | 0.26 | 0.36 | 0.33 | 0.50 | |
| Edwards S. | 0.33 | 0.23 | 0.68 | 0.59 | | Kless J. | 0.48 | 0.36 | 0.48 | 0.38 | | Snyder J. | 0.50 | 0.00 | 0.00 | 0.00 | |
| Ellies B. | 0.57 | 0.53 | 0.69 | 0.71 | | Langrock E. | 0.61 | 0.63 | 0.35 | 0.00 | | Stefan A. | 0.50 | 0.35 | 0.05 | 0.26 | |
| Erps R. | 0.20 | 0.16 | 0.19 | 0.30 | | Lewis J. | 1.80 | 0.00 | 0.00 | 0.00 | | Stevens D. | 1.52 | 1.40 | 1.20 | 1.33 | |
| Erps S. | 1.00 | 1.41 | 1.33 | 1.34 | | Lobdell G. | 0.13 | 0.28 | 0.19 | 0.32 | | Talusan P. | 0.50 | 0.16 | 0.47 | 0.31 | |
| Fisher J. | 0.05 | 0.09 | 0.12 | 0.12 | | Lynn K. | 0.27 | 0.24 | 0.00 | 0.00 | | Udager A. | 0.50 | 0.66 | 0.73 | 0.00 | |
| Fitzpatrick M. | 0.35 | 0.66 | 0.76 | 1.05 | | Maltese C. | 1.20 | 1.39 | 1.77 | 0.00 | | Vaughn C. | 0.30 | 0.85 | 0.41 | 1.23 | |
| Forward J. | 0.73 | 0.29 | 0.53 | 0.43 | | Marentette B. | 1.67 | 0.00 | 0.00 | 0.00 | | Waltz S. | 0.52 | 0.46 | 0.32 | 0.66 | |
| Foster D. | 0.71 | 0.78 | 1.03 | 1.23 | | McBride R. | 0.82 | 0.53 | 0.54 | 0.67 | | Was A. | 1.25 | 0.00 | 0.00 | 0.00 | |
| Foster M. | 0.24 | 0.25 | 0.22 | 0.24 | | McClelland J. | 0.38 | 0.34 | 0.23 | 0.25 | | Weiler C. | 1.19 | 1.15 | 0.98 | 1.00 | |
| Frantzeskakis P. | 0.52 | 0.38 | 0.24 | 0.42 | 3 | Mills J. | 2.00 | 0.00 | 0.00 | 0.00 | | Wells S. | 0.71 | 1.11 | 0.57 | 0.94 | |
| Frusti P. | 1.19 | 1.12 | 1.82 | 1.42 | | Montalban A. | 1.25 | 1.38 | 1.68 | 0.00 | | Wilkins F. | 0.29 | 0.09 | 0.33 | 0.26 | |
| | | | | | | | | | | | | Yanca J. | 0.50 | 0.00 | 0.00 | 0.00 | |

Trend Rank = A rank of the players with an increasing rate of the number of points per game per year over the last 5 years.

The rank number is based on the slope of a least-square linear fit to the last five years of points per game data for each player.

The lower the rank number the greater the rate of increase in points per game per year.

The quality of the fit (coefficient of determination) must be greater than 0.4 to be assigned a rank

Player points since 2006

Winter 2025

November 20, 2025

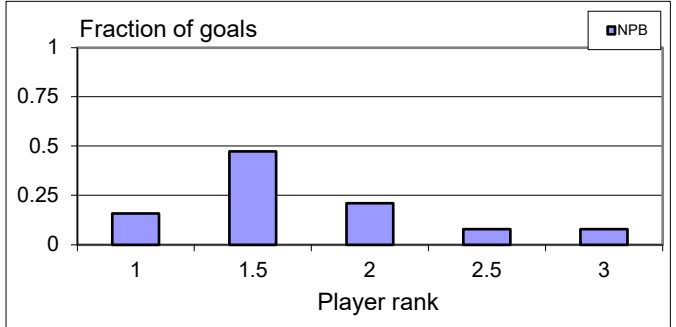
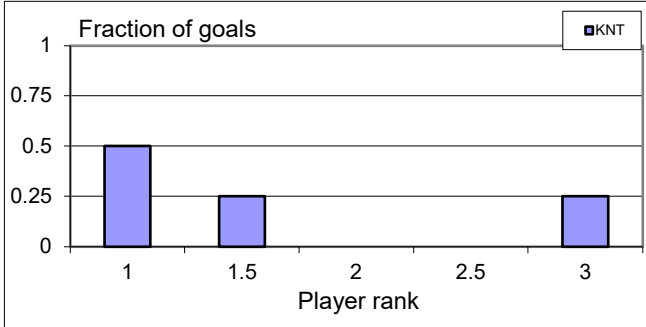
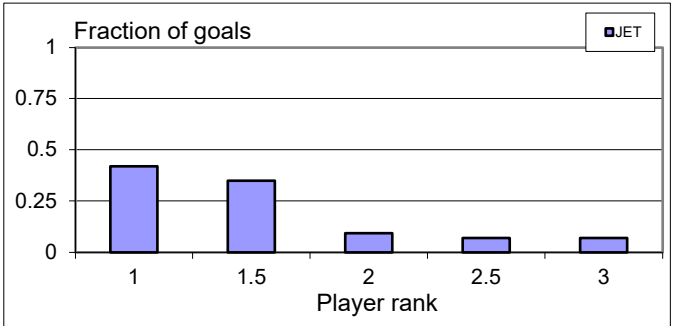
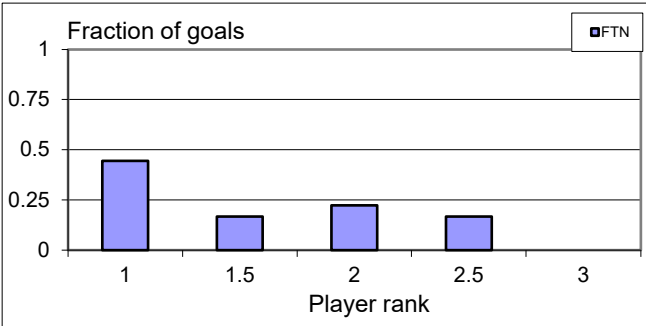
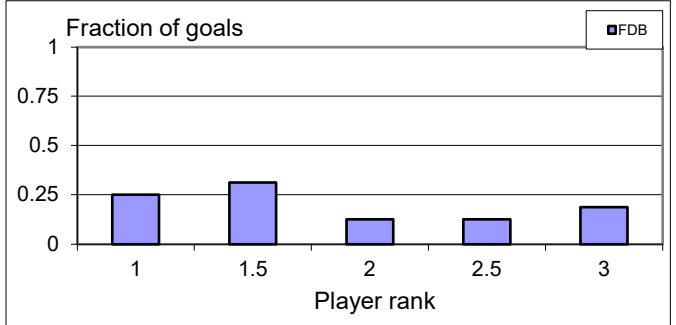
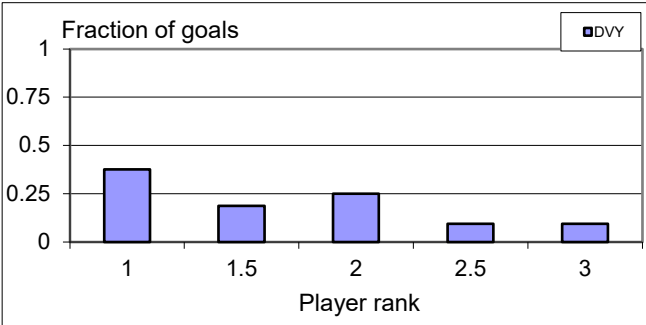
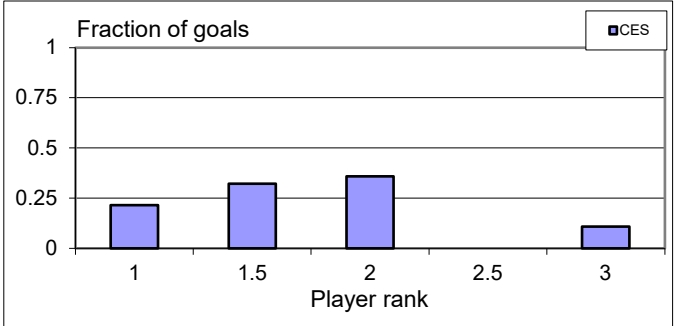
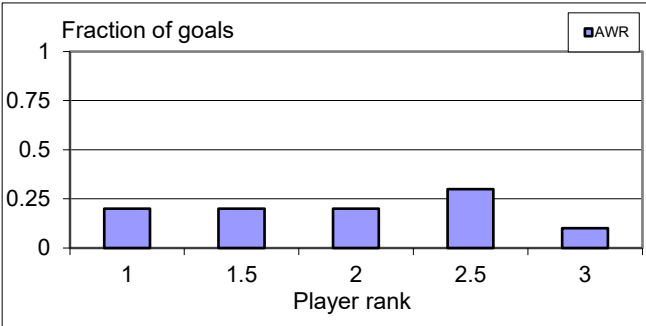
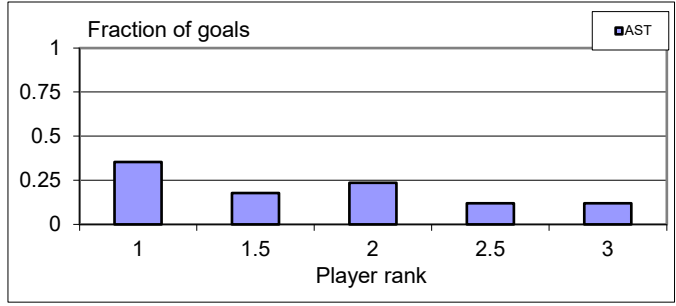
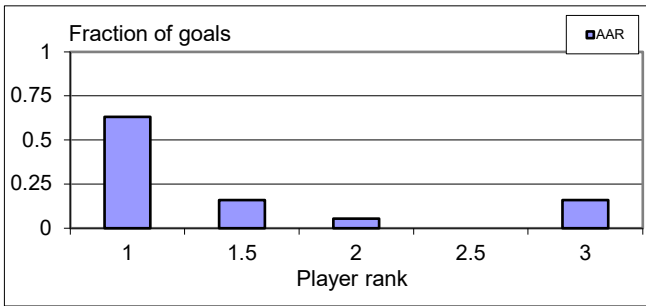
| Name | Games | Goals | Asists | Points/Game | Name | Games | Goals | Asists | Points/Game | Name | Games | Goals | Asists | Points/Game |
|------------------|-------|-------|--------|-------------|---------------|-------|-------|--------|-------------|--------------|-------|-------|--------|-------------|
| Ahlquist S. | 206 | 63 | 85 | 0.72 | Gilson T. | 539 | 134 | 183 | 0.59 | Nilsson J. | 140 | 103 | 94 | 1.41 |
| Aliff D. | 3 | 2 | 1 | 1.00 | Grant J. | 185 | 9 | 40 | 0.26 | O'Brien C. | 397 | 46 | 163 | 0.53 |
| Allen C. | 3 | 2 | 1 | 1.00 | Grantham L. | 846 | 407 | 420 | 0.98 | O'Brien M. | 383 | 324 | 319 | 1.68 |
| Anday C. | 3 | 0 | 4 | 1.33 | Greene S. | 378 | 0 | 0 | 0.00 | Opsahl Jeff | 419 | 199 | 217 | 0.99 |
| Baalrud S. | 41 | 26 | 12 | 0.93 | Gregory E. | 315 | 59 | 105 | 0.52 | Oxender A. | 180 | 95 | 83 | 0.99 |
| Barden A. | 47 | 6 | 7 | 0.28 | Hall E. | 275 | 168 | 139 | 1.12 | Parks C. | 153 | 0 | 6 | 0.04 |
| Barnes J. | 685 | 0 | 14 | 0.02 | Hattie M. | 23 | 12 | 27 | 1.70 | Paterson A. | 269 | 34 | 73 | 0.40 |
| Barnes P. | 915 | 218 | 366 | 0.64 | Heald D. | 227 | 14 | 45 | 0.26 | Pawlowski B. | 242 | 87 | 65 | 0.63 |
| Bartolacci A. | 60 | 25 | 18 | 0.72 | Hescheles D. | 242 | 89 | 77 | 0.69 | Peal D. | 469 | 42 | 95 | 0.29 |
| Black S. | 3 | 1 | 2 | 1.00 | Holmstrom E. | 334 | 202 | 144 | 1.04 | Perkins T. | 239 | 129 | 109 | 1.00 |
| Blackburn R. | 319 | 78 | 103 | 0.57 | Hula A. | 98 | 6 | 10 | 0.16 | Perry B. | 575 | 297 | 408 | 1.23 |
| Bogard S. | 799 | 250 | 281 | 0.66 | Huntzicker D. | 368 | 451 | 281 | 1.99 | Peterson S. | 371 | 151 | 193 | 0.93 |
| Bourne B. | 63 | 21 | 34 | 0.87 | Hutton C. | 239 | 49 | 59 | 0.45 | Pokorney M. | 807 | 592 | 462 | 1.31 |
| Boutin J. | 719 | 176 | 259 | 0.61 | Ideson R. | 18 | 8 | 12 | 1.11 | Porter J. | 184 | 152 | 92 | 1.33 |
| Carlson C. | 227 | 179 | 127 | 1.35 | Jefferson D. | 176 | 92 | 66 | 0.90 | Roberts J. | 464 | 95 | 187 | 0.61 |
| Caruso M. | 4 | 1 | 1 | 0.50 | Jilek J. | 60 | 36 | 28 | 1.07 | Rothhaar D. | 3 | 0 | 1 | 0.33 |
| Cieciak C. | 439 | 1 | 9 | 0.02 | Joffe Bryan | 64 | 19 | 18 | 0.58 | Rouse C. | 198 | 13 | 40 | 0.27 |
| Clavier A. | 333 | 137 | 153 | 0.87 | Joffe E. | 446 | 423 | 255 | 1.52 | Sarosi M. | 773 | 179 | 223 | 0.52 |
| Copp A. | 399 | 22 | 155 | 0.44 | Joffe M. | 444 | 232 | 302 | 1.20 | Schroeder B. | 2 | 0 | 0 | 0.00 |
| Cramer M. | 189 | 0 | 1 | 0.01 | Johnson A. | 761 | 15 | 148 | 0.21 | Schroeder D. | 607 | 2 | 6 | 0.01 |
| Crawford M. | 193 | 84 | 95 | 0.93 | Joshi C. | 3 | 0 | 2 | 0.67 | Schueler D. | 603 | 86 | 210 | 0.49 |
| Crichton J. | 790 | 250 | 285 | 0.68 | Kessler S. | 381 | 76 | 94 | 0.45 | Snyder J. | 3 | 1 | 0 | 0.33 |
| Daum K. | 43 | 0 | 0 | 0.00 | Klempay T. | 19 | 11 | 10 | 1.11 | Stefan A. | 417 | 58 | 80 | 0.33 |
| DeWolfe T. | 420 | 167 | 183 | 0.83 | Kless J. | 496 | 79 | 129 | 0.42 | Stevens D. | 200 | 161 | 125 | 1.43 |
| Dickinson G. | 130 | 87 | 60 | 1.13 | Langrock E. | 81 | 15 | 28 | 0.53 | Stoller C. | 179 | 0 | 0 | 0.00 |
| Dillen K. | 86 | 15 | 25 | 0.47 | Lewis J. | 4 | 3 | 5 | 2.00 | Talusan P. | 141 | 21 | 27 | 0.34 |
| Edwards S. | 219 | 28 | 70 | 0.45 | Lobdell G. | 344 | 57 | 91 | 0.43 | Udager A. | 107 | 29 | 46 | 0.70 |
| Ellies B. | 306 | 111 | 104 | 0.70 | Lynn K. | 61 | 7 | 8 | 0.25 | Vaughn C. | 306 | 135 | 112 | 0.81 |
| Erps R. | 350 | 30 | 71 | 0.29 | Maltese C. | 81 | 67 | 48 | 1.42 | Verburg A. | 206 | 0 | 0 | 0.00 |
| Erps S. | 774 | 654 | 494 | 1.48 | Marentette B. | 3 | 4 | 1 | 1.67 | Waltz S. | 207 | 60 | 46 | 0.51 |
| Fisher J. | 730 | 13 | 155 | 0.23 | McBride R. | 180 | 56 | 66 | 0.68 | Was A. | 4 | 1 | 4 | 1.25 |
| Fitzpatrick M. | 486 | 248 | 210 | 0.94 | McClelland J. | 877 | 109 | 295 | 0.46 | Weiler C. | 149 | 80 | 77 | 1.05 |
| Forward J. | 691 | 241 | 315 | 0.80 | Mills J. | 3 | 3 | 3 | 2.00 | Weiler M. | 69 | 0 | 0 | 0.00 |
| Foster D. | 508 | 334 | 256 | 1.16 | Montalban A. | 80 | 55 | 57 | 1.40 | Wells S. | 177 | 99 | 66 | 0.93 |
| Foster M. | 488 | 40 | 95 | 0.28 | Nalepa A. | 213 | 29 | 66 | 0.45 | Wilkins F. | 162 | 22 | 26 | 0.30 |
| Frantzeskakis P. | 729 | 84 | 228 | 0.43 | Navarre G. | 617 | 164 | 174 | 0.55 | Yanca J. | 4 | 1 | 1 | 0.50 |
| Frusti P. | 202 | 186 | 121 | 1.52 | Nesbitt R. | 182 | 17 | 49 | 0.36 | | | | | |

*Games = Total number of possible games played starting in September 2006 including games played as a substitute.

Goals by Ranking

Winter 2025

November 20, 2025



Goals are normalized by the number of players at each rank level.