

AAMHL Standings

Winter 2025

November 30, 2025

Regular Season

Team	Pts	Won	Lost	Tied	GF	GA	GS	GNA
1 42 North Social House	9	4	0	1	22	11	1	6
2 Corby Energy Services	8	4	1	0	23	20	7	6
3 Jets Pizza	7	3	1	1	16	17	1	3
4 AstroTurf	6	3	2	0	20	14	1	1
5 Forward Design Build	5	2	2	1	18	17	2	4
6 Davey Tree	4	1	2	2	14	15	2	1
7 Knight's Steakhouse	4	1	2	2	12	13	2	4
8 A&W Restaurant	3	1	3	1	13	15	0	3
9 Ann Arbor Rug and Carp	2	1	4	0	14	24	0	8
10 North Peak Brewing Co.	2	0	3	2	17	23	1	5

GF = Goals for; GA = Goals against; GS = Goals by substitute players; GNA = Goals unassisted

Regular season rank rules: 1-points; 2-most wins (regulation time only); 3-head-to-head; 4-goals for; 5-goals against

PlayOff Season

Team	Pts	Won	Lost	Tied	GF	GA	GS	GNA
1	0	0	0	0	0	0	0	0
2	0	0	0	0	0	0	0	0
3	0	0	0	0	0	0	0	0
4	0	0	0	0	0	0	0	0
5	0	0	0	0	0	0	0	0
6	0	0	0	0	0	0	0	0
7	0	0	0	0	0	0	0	0
8	0	0	0	0	0	0	0	0
9	0	0	0	0	0	0	0	0
10	0	0	0	0	0	0	0	0

Rank: 1-points; 2-most playoff wins; 3- head-to-head playoff pts; 4-head-to-head reg. season; 5-regular season standings

No playoff points will be awarded to a team that is playing with fewer than 11 players.

Player stats.: Top two from each team for each category

Team	Name	Goals	Assists	Total Pts.	Name	Pnnty Min.	Penalty Violation	
AAR	Jilek J. (13)	5	Jilek J. (13)	3	Jilek J. (13)	8	Schueler D (17)	4
AAR	Montalban (8)	4	Barnes P. (28)	1	Montalban (8)	5	Bartolacci (12)	2
AST	Barden A. (3)	3	Erps S. (9)	5	Erps S. (9)	8	Erps S. (9)	4
AST	Erps S. (9)	3	Was A. (17)	5	Huntzicker (21)	7	Barden A. (3)	2
AWR	Lewis J. (69)	5	Hattie M. (40)	6	Lewis J. (69)	10	Wilkins F. (19)	4
AWR	Joffe Brya (22)	4	Lewis J. (69)	5	Hattie M. (40)	7	Gilson T. (12)	2
CES	Klempay T. (6)	4	Anday C. (8)	4	Joffe E. (40)	7	Copp A. (9)	2
CES	Langrock E (22)	4	Joffe E. (40)	4	Klempay T. (6)	7	Anday C. (8)	0
DVY	Hutton C. (16)	2	Nilsson J. (11)	5	Nilsson J. (11)	7	Hescheles (8)	2
DVY	Nilsson J. (11)	2	Perry B. (7)	3	Perry B. (7)	5	Nilsson J. (11)	2
FDB	Sarosi M. (6)	3	Dickinson (5)	3	Weiler C. (15)	6	Blackburn (4)	2
FDB	Weiler C. (15)	3	Ellies B. (14)	3	Dickinson (5)	5	Hall E. (10)	2
FTN	O'Brien M. (12)	6	McBride R. (8)	5	O'Brien M. (12)	10	Ahquist S (7)	2
FTN	Ideson R. (9)	4	O'Brien M. (12)	4	McBride R. (8)	8	Foster D. (4)	2
JET	Porter J. (8)	4	Stevens D. (9)	5	Stevens D. (9)	9	Black S. (12)	2
JET	Stevens D. (9)	4	Black S. (12)	3	Porter J. (8)	6	Crawford M (10)	2
KNT	Maltese C. (13)	3	Maltese C. (13)	4	Maltese C. (13)	7	Opsahl Jef (15)	2
KNT	Pawlowski (7)	3	Heald D. (11)	2	Pawlowski (7)	4	Pawlowski (7)	2
NPB	Marentette (9)	5	Talusan P. (24)	3	Marentette (9)	6	Aliff D. (8)	2
NPB	Holmstrom (16)	3	Holmstrom (16)	2	Holmstrom (16)	5	Baalrud S. (25)	0

AAMHL Standings

Winter 2025
November 30, 2025

Game Log Matrix (Won, Lost, Tied, Goals for)

	AAR	AST	AWR	CES	DVY	FDB	FTN	JET	KNT	NPB
AAR		1, 0, 0, 7	1, 0, 0, 4	1, 0, 0, 6	0, 0, 0, 0	0, 1, 0, 3	0, 0, 0, 0	0, 0, 0, 0	1, 0, 0, 4	0, 0, 0, 0
AST	0, 1, 0, 3		0, 1, 0, 2	0, 0, 0, 0	0, 0, 0, 0	1, 0, 0, 4	1, 0, 0, 4	0, 0, 0, 0	0, 1, 0, 1	0, 0, 0, 0
AWR	0, 1, 0, 0	1, 0, 0, 4		1, 0, 0, 3	0, 0, 0, 0	1, 0, 0, 5	0, 0, 0, 0	0, 0, 1, 3	0, 0, 0, 0	0, 0, 0, 0
CES	0, 1, 0, 5	0, 0, 0, 0	0, 1, 0, 2		0, 0, 0, 0	0, 0, 0, 0	1, 0, 0, 7	0, 1, 0, 3	0, 0, 0, 0	0, 1, 0, 3
DVY	0, 0, 0, 0	0, 0, 0, 0	0, 0, 0, 0	0, 0, 0, 0		0, 0, 1, 3	1, 0, 0, 4	1, 0, 0, 2	0, 1, 0, 1	0, 0, 1, 5
FDB	1, 0, 0, 5	0, 1, 0, 3	0, 1, 0, 2	0, 0, 0, 0	0, 0, 1, 3		0, 0, 0, 0	1, 0, 0, 4	0, 0, 0, 0	0, 0, 0, 0
FTN	0, 0, 0, 0	0, 1, 0, 3	0, 0, 0, 0	0, 1, 0, 2	0, 1, 0, 2	0, 0, 0, 0		0, 0, 0, 0	0, 0, 1, 2	0, 1, 0, 2
JET	0, 0, 0, 0	0, 0, 0, 0	0, 0, 1, 3	1, 0, 0, 7	0, 1, 0, 1	0, 1, 0, 3	0, 0, 0, 0		0, 0, 0, 0	0, 1, 0, 3
KNT	0, 1, 0, 1	1, 0, 0, 3	0, 0, 0, 0	0, 0, 0, 0	1, 0, 0, 3	0, 0, 0, 0	0, 0, 1, 2	0, 0, 0, 0		0, 0, 1, 4
NPB	0, 0, 0, 0	0, 0, 0, 0	0, 0, 0, 0	1, 0, 0, 5	0, 0, 1, 5	0, 0, 0, 0	1, 0, 0, 5	1, 0, 0, 4	0, 0, 1, 4	

Schedule, teams (h vs v), and scores (w vs l)*

29-Oct-2025	05-Nov-2025	12-Nov-2025	19-Nov-2025	26-Nov-2025	03-Dec-2025
N8 NPB 4 vs KNT 4	N8 DVY 3 vs KNT 1	N8 JET 2 vs DVY 1	N8 DVY 5 vs NPB 5	N8 FTN 5 vs NPB 2	N8 FDB 0 vs FTN 0
S8 AWR 4 vs AAR 0	S8 FTN 7 vs CES 2	S8 FDB 5 vs AWR 2	S8 CES 3 vs AWR 2	S8 AST 3 vs KNT 1	S8 CES 0 vs KNT 0
N9 FDB 4 vs AST 3	N9 AST 4 vs AWR 2	N9 FTN 2 vs KNT 2	N9 KNT 4 vs AAR 1	N9 AWR 3 vs JET 3	N9 JET 0 vs AAR 0
S9 CES 7 vs JET 3	S9 JET 4 vs NPB 3	S9 CES 5 vs NPB 3	S9 JET 4 vs FDB 3	S9 CES 6 vs AAR 5	S9 DVY 0 vs AST 0
N10 FTN 4 vs DVY 2	N10 AAR 5 vs FDB 3	N10 AST 7 vs AAR 3	N10 FTN 4 vs AST 3	N10 DVY 3 vs FDB 3	N10 AWR 0 vs NPB 0
10-Dec-2025	17-Dec-2025	07-Jan-2026	14-Jan-2026	21-Jan-2026	28-Jan-2026
N8 FTN 0 vs AAR 0	N8 AWR 0 vs KNT 0	S8 JET 0 vs AST 0	N8 FDB 0 vs AST 0	N8 FTN 0 vs AST 0	N8 DVY 0 vs KNT 0
S8 AST 0 vs CES 0	S8 CES 0 vs FDB 0	N9 DVY 0 vs CES 0	S8 AWR 0 vs AAR 0	S8 JET 0 vs FDB 0	S8 NPB 0 vs JET 0
N9 FDB 0 vs NPB 0	N9 FTN 0 vs JET 0	S9 AAR 0 vs NPB 0	N9 NPB 0 vs KNT 0	N9 NPB 0 vs DVY 0	N9 AWR 0 vs AST 0
S9 KNT 0 vs JET 0	S9 DVY 0 vs AAR 0	N10 FDB 0 vs KNT 0	S9 FTN 0 vs DVY 0	S9 KNT 0 vs AAR 0	S9 FTN 0 vs CES 0
N10 DVY 0 vs AWR 0	N10 AST 0 vs NPB 0	S10 FTN 0 vs AWR 0	N10 CES 0 vs JET 0	N10 AWR 0 vs CES 0	N10 AAR 0 vs FDB 0
04-Feb-2026	11-Feb-2026	18-Feb-2026	25-Feb-2026	04-Mar-2026	11-Mar-2026
N8 JET 0 vs DVY 0	N8 CES 0 vs AAR 0	N8 KNT 0 vs CES 0	N8 AAR 0 vs FTN 0	N8 AST 0 vs JET 0	N8 FDB 0 vs CES 0
S8 AST 0 vs AAR 0	S8 NPB 0 vs FTN 0	S8 NPB 0 vs AWR 0	S8 AWR 0 vs DVY 0	S8 NPB 0 vs AAR 0	S8 AAR 0 vs DVY 0
N9 CES 0 vs NPB 0	N9 DVY 0 vs FDB 0	N9 AAR 0 vs JET 0	N9 CES 0 vs AST 0	N9 AWR 0 vs FTN 0	N9 NPB 0 vs AST 0
S9 FDB 0 vs AWR 0	S9 AST 0 vs KNT 0	S9 FDB 0 vs FTN 0	S9 FDB 0 vs NPB 0	S9 FDB 0 vs KNT 0	S9 KNT 0 vs AWR 0
N10 KNT 0 vs FTN 0	N10 AWR 0 vs JET 0	N10 DVY 0 vs AST 0	N10 JET 0 vs KNT 0	N10 CES 0 vs DVY 0	N10 JET 0 vs FTN 0
18-Mar-2026	25-Mar-2026	01-Apr-2026	08-Apr-2026	15-Apr-2026	22-Apr-2026
N8 NPB 0 vs KNT 0	N8 AST 0 vs AWR 0	N8 DVY 0 vs NPB 0	N8 AWR 0 vs FDB 0	N8 _4_ 0 vs _8_ 0	N8 _4_ 0 vs _6_ 0
S8 AAR 0 vs AWR 0	S8 FDB 0 vs AAR 0	S8 FDB 0 vs JET 0	S8 AAR 0 vs AST 0	S8 _2_ 0 vs _10_ 0	S8 _5_ 0 vs _10_ 0
N9 FTN 0 vs DVY 0	N9 CES 0 vs FTN 0	N9 CES 0 vs AWR 0	N9 JET 0 vs DVY 0	N9 _1_ 0 vs _6_ 0	N9 _3_ 0 vs _7_ 0
S9 CES 0 vs JET 0	S9 KNT 0 vs DVY 0	S9 AST 0 vs FTN 0	S9 KNT 0 vs FTN 0	S9 _3_ 0 vs _9_ 0	S9 _1_ 0 vs _9_ 0
N10 AST 0 vs FDB 0	N10 JET 0 vs NPB 0	N10 AAR 0 vs KNT 0	N10 CES 0 vs NPB 0	N10 _5_ 0 vs _7_ 0	N10 _2_ 0 vs _8_ 0
29-Apr-2026	06-May-2026	13-May-2026	20-May-2026	00-Jan-1900	00-Jan-1900
N8 _5_ 0 vs _9_ 0	N8 _3_ 0 vs _10_ 0	N8 _2_ 0 vs _9_ 0	N8 _1_ 0 vs _4_ 0	0 0 vs 0 0	0 0 vs 0 0
S8 _1_ 0 vs _8_ 0	S8 _1_ 0 vs _7_ 0	S8 _3_ 0 vs _8_ 0	S8 _2_ 0 vs _3_ 0	0 0 vs 0 0	0 0 vs 0 0
N9 _2_ 0 vs _7_ 0	N9 _2_ 0 vs _6_ 0	N9 _5_ 0 vs _6_ 0	N9 DRH 0 vs DRV 0	0 0 vs 0 0	0 0 vs 0 0
S9 _4_ 0 vs _10_ 0	S9 _5_ 0 vs _8_ 0	S9 _4_ 0 vs _7_ 0	S9 C1H 0 vs C1V 0	0 0 vs 0 0	0 0 vs 0 0
N10 _3_ 0 vs _6_ 0	N10 _4_ 0 vs _9_ 0	N10 _1_ 0 vs _10_ 0	N10 C2H 0 vs C2V 0	0 0 vs 0 0	0 0 vs 0 0
00-Jan-1900	00-Jan-1900	00-Jan-1900			
0 0 vs 0 0	0 0 vs 0 0	0 0 vs 0 0	*Shootout Game		
0 0 vs 0 0	0 0 vs 0 0	0 0 vs 0 0			
0 0 vs 0 0	0 0 vs 0 0	0 0 vs 0 0	Rink and game times:		
0 0 vs 0 0	0 0 vs 0 0	0 0 vs 0 0	N8 = North Rink at 8 pm; S8.5 = South Rink at 8:30 pm; etc.		
0 0 vs 0 0	0 0 vs 0 0	0 0 vs 0 0	Home team is listed first		

Goal and Assist

Winter 2025

November 30, 2025

Game Date	Team	Period	No	Goal	Assist	Assist
11/26/2025	AAR	1	1	Jilek J. (13)		
11/26/2025	AAR	1	2	Jilek J. (13)		
11/26/2025	AAR	2	3	Dillen K. (19)	Barnes P. (28)	
11/26/2025	AAR	2	4	Vaughn C. (97)	Jilek J. (13)	
11/26/2025	AAR	2	5	Jilek J. (13)		
11/26/2025	AST	1	1	Erps S. (9)	Was A. (17)	
11/26/2025	AST	2	2	Barden A. (3)	Erps S. (9)	Hula A. (11)
11/26/2025	AST	2	3	Was A. (17)	Huntzicker D. (21)	
11/26/2025	AWR	1	1	Joffe Bryan (22)	Sub (13)	Johnson A. (4)
11/26/2025	AWR	2	2	Lewis J. (69)	Hattie M. (40)	Sub (29)
11/26/2025	AWR	2	3	Lewis J. (69)	Hattie M. (40)	
11/26/2025	CES	1	1	Klempay T. (6)	Sub (13)	
11/26/2025	CES	1	2	Langrock E. (22)		
11/26/2025	CES	1	3	Joffe E. (40)	Sub (13)	Klempay T. (6)
11/26/2025	CES	2	4	Peal D. (27)		
11/26/2025	CES	2	5	Klempay T. (6)		
11/26/2025	CES	2	6	Sub (13)	Klempay T. (6)	Joffe E. (40)
11/26/2025	DVY	1	1	Roberts J. (6)	Navarre G. (12)	Hescheles D. (8)
11/26/2025	DVY	1	2	Hutton C. (16)	Udager A. (20)	
11/26/2025	DVY	2	3	Carlson C. (9)	Nilsson J. (11)	Langrock E. (25)
11/26/2025	FDB	1	1	Hattie M. (19)	Weiler C. (15)	Oxender A. (17)
11/26/2025	FDB	1	2	Sarosi M. (6)	Ellies B. (14)	Grantham L. (11)
11/26/2025	FDB	1	3	Hattie M. (19)	McClelland J. (16)	Grantham L. (11)
11/26/2025	FTN	1	1	O'Brien M. (12)	McBride R. (8)	Ideson R. (9)
11/26/2025	FTN	1	2	O'Brien M. (12)	McBride R. (8)	
11/26/2025	FTN	2	3	Ideson R. (9)		
11/26/2025	FTN	2	4	Crichton J. (42)	Joffe Bryan (22)	Kessler S. (5)
11/26/2025	FTN	2	5	Foster D. (4)	O'Brien M. (12)	McBride R. (8)
11/26/2025	JET	1	1	Stevens D. (9)	Porter J. (8)	Crawford M. (10)
11/26/2025	JET	1	2	Bogard S. (13)	Perkins T. (7)	Black S. (12)
11/26/2025	JET	2	3	Joffe M. (4)	Stevens D. (9)	Talusan P. (11)
11/26/2025	KNT	1	1	Opsahl Jeff (15)	Forward J. (5)	Heald D. (11)
11/26/2025	NPB	1	1	Holmstrom E. (16)	Jefferson D. (19)	
11/26/2025	NPB	1	2	Marentette B. (9)		

*Sub Rating Change for Playoff and Finals; Period: 4=Overtime; 5=Shootout

Penalties

Winter 2025

November 30, 2025

<i>Game Date</i>	<i>Team</i>	<i>No</i>	<i>Name</i>	<i>Offense</i>
11/26/2025	AST	1	Erps S.	Slash
11/26/2025	DVY	1	Nilsson J.	Trip

Rostered and NonRostered Subs

Winter 2025
November 30, 2025

Date	GameType	Team	Rostered Players			Sub Player		Status	
			Name	Jersey	Draft No	Name	Jersey		Draft No
11/26/2025	Regular	AAR	Montalban A.	8	4	Baalrud S.	7	10	Rostered
11/26/2025	Regular	AAR	Pokorney M.	9	57	Ellies B.	119	58	Rostered
11/26/2025	Regular	AAR	Schueler D.	17	64	Rouse C.	2	71	Rostered
11/26/2025	Regular	AAR	Lobdell G.	16	84	Waltz S.	22	81	Rostered
11/26/2025	Regular	AST							
11/26/2025	Regular	AWR							
11/26/2025	Regular	CES	Barnes J.	199	35	Hensel M.	299	37	NonRostered
11/26/2025	Regular	CES	O'Brien C.	5	55	Nesbitt R.	10	53	Rostered
11/26/2025	Regular	CES	Anday C.	8	75	Kessler S.	111	76	Rostered
11/26/2025	Regular	DVY	Bourne B.	10	47	Bartolacci A.	24	44	Rostered
11/26/2025	Regular	DVY	Perry B.	7	54	Langrock E.	25	66	Rostered
11/26/2025	Regular	DVY	Caruso M.	17	87	Roberts J.	6	89	Rostered
11/26/2025	Regular	FDB	Dickinson G.	5	3	Hattie M.	19	2	Rostered
11/26/2025	Regular	FDB	Hall E.	10	28	Nalepa A.	25	25	Rostered
11/26/2025	Regular	FDB	Cramer M.	199	38	Stoller C.	299	32	Rostered
11/26/2025	Regular	FTN	Yanca J.	6	85	Joffe Bryan	22	82	Rostered
11/26/2025	Regular	FTN	Foster M.	10	96	Copp A.	29	95	Rostered
11/26/2025	Regular	JET	Frantzeskakis F	6	102	Talusan P.	11	101	Rostered
11/26/2025	Regular	KNT	Maltese C.	13	8	Nilsson J.	6	7	Rostered
11/26/2025	Regular	KNT	Parks C.	199	33	Stoller C.	299	32	Rostered
11/26/2025	Regular	NPB	Grant J.	10	70	Snyder J.	6	72	Rostered

AAMHL Goals by player

Winter 2025

November 30, 2025

All = Reg Season + Playoff; PO = Playoff only; SB = Substitute only; SO = Shootout

<u>Team Name</u>	<u>All</u>	<u>P0</u>	<u>SB</u>	<u>SO</u>	<u>Team Name</u>	<u>All</u>	<u>P0</u>	<u>SB</u>	<u>SO</u>	<u>Team Name</u>	<u>All</u>	<u>P0</u>	<u>SB</u>	<u>SO</u>
AAR Jilek J. (13)	5	0	0	0	CES Nalepa A. (20)	1	0	0	0	FTN Cieciek C. (199)	0	0	0	0
AAR Montalban (8)	4	0	1	0	CES Peal D. (27)	1	0	0	0	FTN Foster M. (10)	0	0	0	0
AAR Barnes P. (28)	1	0	0	0	CES Stefan A. (16)	1	0	0	0	FTN Rothhaar D (15)	0	0	0	0
AAR Bartolacci (12)	1	0	2	0	CES Anday C. (8)	0	0	0	0	JET Porter J. (8)	4	0	0	0
AAR Dillen K. (19)	1	0	0	0	CES Barnes J. (199)	0	0	0	0	JET Stevens D. (9)	4	0	1	0
AAR Lynn K. (40)	1	0	0	0	CES Copp A. (9)	0	0	0	0	JET Bogard S. (13)	2	0	0	0
AAR Vaughn C. (97)	1	0	0	0	CES O'Brien C. (5)	0	0	0	0	JET Black S. (12)	1	0	0	0
AAR Greene S. (199)	0	0	0	0	DVY Hutton C. (16)	2	0	0	0	JET Crawford M (10)	1	0	0	0
AAR Lobdell G. (16)	0	0	0	0	DVY Nilsson J. (11)	2	0	0	0	JET Joffe M. (4)	1	0	0	0
AAR Pokorney M (9)	0	0	0	0	DVY Perry B. (7)	2	0	0	0	JET Perkins T. (7)	1	0	0	0
AAR Schueler D (17)	0	0	0	0	DVY Udager A. (20)	2	0	0	0	JET Snyder J. (5)	1	0	1	0
AST Barden A. (3)	3	0	0	0	DVY Bourne B. (10)	1	0	0	0	JET Frantzeska (6)	0	0	0	0
AST Erps S. (9)	3	0	0	0	DVY Carlson C. (9)	1	0	0	0	JET Roberts J. (3)	0	0	1	0
AST Huntzicker (21)	3	0	0	0	DVY Caruso M. (17)	1	0	1	0	JET Stoller C. (199)	0	0	0	0
AST Mills J. (22)	3	0	0	0	DVY Hescheles (8)	1	0	0	0	KNT Maltese C. (13)	3	0	1	0
AST Kless J. (8)	2	0	0	0	DVY Fisher J. (19)	0	0	0	0	KNT Pawlowski (7)	3	0	0	0
AST Was A. (17)	2	0	0	0	DVY Navarre G. (12)	0	0	0	0	KNT Allen C. (10)	2	0	1	0
AST DeWolfe T. (19)	1	0	0	0	DVY Weiler M. (199)	0	0	0	0	KNT Opsahl Jef (15)	1	0	0	0
AST Hula A. (11)	1	0	0	0	FDB Sarosi M. (6)	3	0	0	0	KNT Wells S. (3)	1	0	0	0
AST Waltz S. (18)	1	0	0	0	FDB Weiler C. (15)	3	0	0	0	KNT Boutin J. (2)	0	0	0	0
AST Schroeder (4)	0	0	0	0	FDB Dickinson (5)	2	0	0	0	KNT Forward J. (5)	0	0	0	0
AST Schroeder (199)	0	0	0	0	FDB Grantham L (11)	2	0	0	0	KNT Heald D. (11)	0	0	0	0
AWR Lewis J. (69)	5	0	0	0	FDB Hall E. (10)	2	0	0	0	KNT Nesbitt R. (12)	0	0	0	0
AWR Joffe Brya (22)	4	0	0	0	FDB Oxender A. (17)	2	0	1	0	KNT Parks C. (199)	0	0	0	0
AWR Clavier A. (9)	1	0	0	0	FDB Ellies B. (14)	1	0	0	0	KNT Peterson S (14)	0	0	0	0
AWR Gilson T. (12)	1	0	0	0	FDB McClelland (16)	1	0	0	0	NPB Marentette (9)	5	0	0	0
AWR Hattie M. (40)	1	0	2	0	FDB Blackburn (4)	0	0	0	0	NPB Holmstrom (16)	3	0	0	0
AWR Wilkins F. (19)	1	0	1	0	FDB Cramer M. (199)	0	0	0	0	NPB Aliff D. (8)	2	0	0	0
AWR Daum K. (199)	0	0	0	0	FDB Gregory E. (7)	0	0	0	0	NPB Jefferson (19)	2	0	0	0
AWR Edwards S. (14)	0	0	0	0	FTN O'Brien M. (12)	6	0	0	0	NPB Baalrud S. (25)	1	0	0	0
AWR Fitzpatric (7)	0	0	0	0	FTN Ideson R. (9)	4	0	0	0	NPB Erps R. (14)	1	0	0	0
AWR Johnson A. (4)	0	0	0	0	FTN Foster D. (4)	3	0	0	0	NPB Rouse C. (7)	1	0	0	0
AWR Paterson A (3)	0	0	0	0	FTN McBride R. (8)	3	0	0	0	NPB Grant J. (10)	0	0	0	0
CES Klempay T. (6)	4	0	0	0	FTN Kessler S. (5)	2	0	0	0	NPB Joshi C. (12)	0	0	0	0
CES Langrock E (22)	4	0	0	0	FTN Ahlquist S (7)	1	0	0	0	NPB Talusan P. (24)	0	0	2	0
CES Joffe E. (40)	3	0	0	0	FTN Crichton J (42)	1	0	0	0	NPB Verburg A. (199)	0	0	0	0
CES Frusti P. (7)	1	0	0	0	FTN Yanca J. (6)	1	0	0	0					

AAMHL Assists by player

Winter 2025
November 30, 2025

All = Reg Season + Playoff; PO = Playoff only; SB = Substitute only

<i>Team</i>	<i>Name</i>	<i>All</i>	<i>PO</i>	<i>SB</i>	<i>Team</i>	<i>Name</i>	<i>All</i>	<i>PO</i>	<i>SB</i>	<i>Team</i>	<i>Name</i>	<i>All</i>	<i>PO</i>	<i>SB</i>
AAR	Jilek J. (13)	3	0	0	CES	Frusti P. (7)	2	0	0	FTN	Yanca J. (6)	1	0	0
AAR	Barnes P. (28)	1	0	0	CES	Nalepa A. (20)	2	0	0	FTN	Cieciak C. (199)	0	0	0
AAR	Bartolacci (12)	1	0	0	CES	O'Brien C. (5)	1	0	0	FTN	Foster M. (10)	0	0	0
AAR	Dillen K. (19)	1	0	0	CES	Stefan A. (16)	1	0	0	JET	Stevens D. (9)	5	0	3
AAR	Lynn K. (40)	1	0	0	CES	Barnes J. (199)	0	0	0	JET	Black S. (12)	3	0	0
AAR	Montalban (8)	1	0	1	CES	Copp A. (9)	0	0	1	JET	Crawford M (10)	3	0	0
AAR	Greene S. (199)	0	0	0	CES	Peal D. (27)	0	0	0	JET	Joffe M. (4)	2	0	0
AAR	Lobdell G. (16)	0	0	0	DVY	Nilsson J. (11)	5	0	0	JET	Perkins T. (7)	2	0	1
AAR	Pokorney M (9)	0	0	0	DVY	Perry B. (7)	3	0	0	JET	Porter J. (8)	2	0	0
AAR	Schueler D (17)	0	0	0	DVY	Udager A. (20)	3	0	0	JET	Frantzeska (6)	1	0	0
AAR	Vaughn C. (97)	0	0	1	DVY	Caruso M. (17)	1	0	0	JET	Bogard S. (13)	0	0	0
AST	Erps S. (9)	5	0	0	DVY	Hescheles (8)	1	0	1	JET	Roberts J. (3)	0	0	0
AST	Was A. (17)	5	0	0	DVY	Navarre G. (12)	1	0	0	JET	Snyder J. (5)	0	0	0
AST	Huntzicker (21)	4	0	0	DVY	Bourne B. (10)	0	0	0	JET	Stoller C. (199)	0	0	0
AST	Mills J. (22)	3	0	0	DVY	Carlson C. (9)	0	0	0	KNT	Maltese C. (13)	4	0	0
AST	Barden A. (3)	2	0	0	DVY	Fisher J. (19)	0	0	0	KNT	Heald D. (11)	2	0	0
AST	Kless J. (8)	2	0	0	DVY	Hutton C. (16)	0	0	0	KNT	Peterson S (14)	2	0	0
AST	Hula A. (11)	1	0	0	DVY	Weiler M. (199)	0	0	0	KNT	Allen C. (10)	1	0	0
AST	Waltz S. (18)	1	0	0	FDB	Dickinson (5)	3	0	0	KNT	Forward J. (5)	1	0	0
AST	DeWolfe T. (19)	0	0	0	FDB	Ellies B. (14)	3	0	0	KNT	Pawlowski (7)	1	0	0
AST	Schroeder (4)	0	0	0	FDB	Grantham L (11)	3	0	0	KNT	Wells S. (3)	1	0	0
AST	Schroeder (199)	0	0	0	FDB	Weiler C. (15)	3	0	0	KNT	Boutin J. (2)	0	0	0
AWR	Hattie M. (40)	6	0	1	FDB	Blackburn (4)	2	0	0	KNT	Nesbitt R. (12)	0	0	0
AWR	Lewis J. (69)	5	0	1	FDB	McClelland (16)	2	0	0	KNT	Opsahl Jef (15)	0	0	0
AWR	Johnson A. (4)	1	0	0	FDB	Oxender A. (17)	2	0	1	KNT	Parks C. (199)	0	0	0
AWR	Clavier A. (9)	0	0	0	FDB	Gregory E. (7)	1	0	0	NPB	Talusan P. (24)	3	0	1
AWR	Daum K. (199)	0	0	0	FDB	Sarosi M. (6)	1	0	0	NPB	Holmstrom (16)	2	0	0
AWR	Edwards S. (14)	0	0	0	FDB	Cramer M. (199)	0	0	0	NPB	Jefferson (19)	2	0	0
AWR	Fitzpatric (7)	0	0	0	FDB	Hall E. (10)	0	0	0	NPB	Joshi C. (12)	2	0	0
AWR	Gilson T. (12)	0	0	0	FTN	McBride R. (8)	5	0	0	NPB	Aliff D. (8)	1	0	0
AWR	Joffe Brya (22)	0	0	1	FTN	O'Brien M. (12)	4	0	0	NPB	Marentette (9)	1	0	0
AWR	Paterson A (3)	0	0	0	FTN	Foster D. (4)	3	0	0	NPB	Baalrud S. (25)	0	0	0
AWR	Wilkins F. (19)	0	0	2	FTN	Ideson R. (9)	3	0	0	NPB	Erps R. (14)	0	0	1
CES	Anday C. (8)	4	0	0	FTN	Kessler S. (5)	2	0	1	NPB	Grant J. (10)	0	0	0
CES	Joffe E. (40)	4	0	0	FTN	Ahlquist S (7)	1	0	0	NPB	Rouse C. (7)	0	0	0
CES	Klempay T. (6)	3	0	0	FTN	Crichton J (42)	1	0	0	NPB	Verburg A. (199)	0	0	0
CES	Langrock E (22)	3	0	1	FTN	Rothhaar D (15)	1	0	0					

AAMHL Points by player

Winter 2025

November 30, 2025

All = Reg Season + Playoff; PO = Playoff only; SB = Substitute only

<i>Team</i>	<i>Name</i>	<i>All</i>	<i>PO</i>	<i>SB</i>	<i>Team</i>	<i>Name</i>	<i>All</i>	<i>PO</i>	<i>SB</i>	<i>Team</i>	<i>Name</i>	<i>All</i>	<i>PO</i>	<i>SB</i>
AAR	Jilek J. (13)	8	0	0	CES	Frusti P. (7)	3	0	0	FTN	Rothhaar D (15)	1	0	0
AAR	Montalban (8)	5	0	2	CES	Nalepa A. (20)	3	0	0	FTN	Cieciak C. (199)	0	0	0
AAR	Barnes P. (28)	2	0	0	CES	Stefan A. (16)	2	0	0	FTN	Foster M. (10)	0	0	0
AAR	Bartolacci (12)	2	0	2	CES	O'Brien C. (5)	1	0	0	JET	Stevens D. (9)	9	0	4
AAR	Dillen K. (19)	2	0	0	CES	Peal D. (27)	1	0	0	JET	Porter J. (8)	6	0	0
AAR	Lynn K. (40)	2	0	0	CES	Barnes J. (199)	0	0	0	JET	Black S. (12)	4	0	0
AAR	Vaughn C. (97)	1	0	1	CES	Copp A. (9)	0	0	1	JET	Crawford M (10)	4	0	0
AAR	Greene S. (199)	0	0	0	DVY	Nilsson J. (11)	7	0	0	JET	Joffe M. (4)	3	0	0
AAR	Lobdell G. (16)	0	0	0	DVY	Perry B. (7)	5	0	0	JET	Perkins T. (7)	3	0	1
AAR	Pokorney M (9)	0	0	0	DVY	Udager A. (20)	5	0	0	JET	Bogard S. (13)	2	0	0
AAR	Schueler D (17)	0	0	0	DVY	Caruso M. (17)	2	0	1	JET	Frantzeska (6)	1	0	0
AST	Erps S. (9)	8	0	0	DVY	Hescheles (8)	2	0	1	JET	Snyder J. (5)	1	0	1
AST	Huntzicker (21)	7	0	0	DVY	Hutton C. (16)	2	0	0	JET	Roberts J. (3)	0	0	1
AST	Was A. (17)	7	0	0	DVY	Bourne B. (10)	1	0	0	JET	Stoller C. (199)	0	0	0
AST	Mills J. (22)	6	0	0	DVY	Carlson C. (9)	1	0	0	KNT	Maltese C. (13)	7	0	1
AST	Barden A. (3)	5	0	0	DVY	Navarre G. (12)	1	0	0	KNT	Pawlowski (7)	4	0	0
AST	Kless J. (8)	4	0	0	DVY	Fisher J. (19)	0	0	0	KNT	Allen C. (10)	3	0	1
AST	Hula A. (11)	2	0	0	DVY	Weiler M. (199)	0	0	0	KNT	Heald D. (11)	2	0	0
AST	Waltz S. (18)	2	0	0	FDB	Weiler C. (15)	6	0	0	KNT	Peterson S (14)	2	0	0
AST	DeWolfe T. (19)	1	0	0	FDB	Dickinson (5)	5	0	0	KNT	Wells S. (3)	2	0	0
AST	Schroeder (4)	0	0	0	FDB	Grantham L (11)	5	0	0	KNT	Forward J. (5)	1	0	0
AST	Schroeder (199)	0	0	0	FDB	Ellies B. (14)	4	0	0	KNT	Opsahl Jef (15)	1	0	0
AWR	Lewis J. (69)	10	0	1	FDB	Oxender A. (17)	4	0	2	KNT	Boutin J. (2)	0	0	0
AWR	Hattie M. (40)	7	0	3	FDB	Sarosi M. (6)	4	0	0	KNT	Nesbitt R. (12)	0	0	0
AWR	Joffe Brya (22)	4	0	1	FDB	McClelland (16)	3	0	0	KNT	Parks C. (199)	0	0	0
AWR	Clavier A. (9)	1	0	0	FDB	Blackburn (4)	2	0	0	NPB	Marentette (9)	6	0	0
AWR	Gilson T. (12)	1	0	0	FDB	Hall E. (10)	2	0	0	NPB	Holmstrom (16)	5	0	0
AWR	Johnson A. (4)	1	0	0	FDB	Gregory E. (7)	1	0	0	NPB	Jefferson (19)	4	0	0
AWR	Wilkins F. (19)	1	0	3	FDB	Cramer M. (199)	0	0	0	NPB	Aliff D. (8)	3	0	0
AWR	Daum K. (199)	0	0	0	FTN	O'Brien M. (12)	10	0	0	NPB	Talusan P. (24)	3	0	3
AWR	Edwards S. (14)	0	0	0	FTN	McBride R. (8)	8	0	0	NPB	Joshi C. (12)	2	0	0
AWR	Fitzpatric (7)	0	0	0	FTN	Ideson R. (9)	7	0	0	NPB	Baalrud S. (25)	1	0	0
AWR	Paterson A (3)	0	0	0	FTN	Foster D. (4)	6	0	0	NPB	Erps R. (14)	1	0	1
CES	Joffe E. (40)	7	0	0	FTN	Kessler S. (5)	4	0	1	NPB	Rouse C. (7)	1	0	0
CES	Klempay T. (6)	7	0	0	FTN	Ahlquist S (7)	2	0	0	NPB	Grant J. (10)	0	0	0
CES	Langrock E (22)	7	0	1	FTN	Crichton J (42)	2	0	0	NPB	Verburg A. (199)	0	0	0
CES	Anday C. (8)	4	0	0	FTN	Yanca J. (6)	2	0	0					

AAMHL Penalties by player

Winter 2025

November 30, 2025

<i>Team</i>	<i>Name</i>	<i>Total</i>	<i>Category</i>	<i>Team</i>	<i>Name</i>	<i>Total</i>	<i>Category</i>	<i>Team</i>	<i>Name</i>	<i>Total</i>	<i>Category</i>
AAR	Barnes P.	0	Conformist	CES	Joffe E.	0	Conformist	FTN	O'Brien M.	0	Conformist
AAR	Bartolacci A.	0	Conformist	CES	Klempay T.	0	Conformist	FTN	Rothhaar D.	0	Conformist
AAR	Dillen K.	0	Conformist	CES	Langrock E.	0	Conformist	FTN	Yanca J.	0	Conformist
AAR	Greene S.	0	Conformist	CES	Nalepa A.	0	Conformist	JET	Black S.	1	Checker
AAR	Jilek J.	0	Conformist	CES	O'Brien C.	0	Conformist	JET	Bogard S.	0	Conformist
AAR	Lobdell G.	1	Tripper	CES	Peal D.	0	Conformist	JET	Crawford M.	1	Checker
AAR	Lynn K.	0	Conformist	CES	Stefan A.	0	Conformist	JET	Frantzeskakis P	0	Conformist
AAR	Montalban A.	0	Conformist	DVY	Bourne B.	0	Conformist	JET	Joffe M.	0	Conformist
AAR	Pokorney M.	0	Conformist	DVY	Carlson C.	0	Conformist	JET	Perkins T.	0	Conformist
AAR	Schueler D.	1	Tripper	DVY	Caruso M.	0	Conformist	JET	Porter J.	0	Conformist
AAR	Vaughn C.	0	Conformist	DVY	Fisher J.	0	Conformist	JET	Roberts J.	0	Conformist
AST	Barden A.	0	Conformist	DVY	Hescheles D.	0	Conformist	JET	Snyder J.	0	Conformist
AST	DeWolfe T.	0	Conformist	DVY	Hutton C.	0	Conformist	JET	Stevens D.	0	Conformist
AST	Erps S.	2	Tripper	DVY	Navarre G.	0	Conformist	JET	Stoller C.	0	Conformist
AST	Hula A.	1	Checker	DVY	Nilsson J.	1	Tripper	KNT	Allen C.	0	Conformist
AST	Huntzicker D.	0	Conformist	DVY	Perry B.	1	Checker	KNT	Boutin J.	0	Conformist
AST	Kless J.	1	Tripper	DVY	Udager A.	1	Hooker	KNT	Forward J.	0	Conformist
AST	Mills J.	0	Conformist	DVY	Weiler M.	0	Conformist	KNT	Heald D.	0	Conformist
AST	Schroeder B.	0	Conformist	FDB	Blackburn R.	1	Tripper	KNT	Maltese C.	0	Conformist
AST	Schroeder D.	0	Conformist	FDB	Cramer M.	0	Conformist	KNT	Nesbitt R.	0	Conformist
AST	Waltz S.	1	Checker	FDB	Dickinson G.	0	Conformist	KNT	Opsahl Jeff	1	Tripper
AST	Was A.	1	Checker	FDB	Ellies B.	0	Conformist	KNT	Parks C.	0	Conformist
AWR	Clavier A.	0	Conformist	FDB	Grantham L.	0	Conformist	KNT	Pawlowski B.	1	Checker
AWR	Daum K.	0	Conformist	FDB	Gregory E.	0	Conformist	KNT	Peterson S.	0	Conformist
AWR	Edwards S.	0	Conformist	FDB	Hall E.	1	Hooker	KNT	Wells S.	1	Hooker
AWR	Fitzpatrick M.	0	Conformist	FDB	McClelland J.	1	Checker	NPB	Aliff D.	1	Checker
AWR	Gilson T.	1	Tripper	FDB	Oxender A.	0	Conformist	NPB	Baalrud S.	0	Conformist
AWR	Hattie M.	0	Conformist	FDB	Sarosi M.	1	Hooker	NPB	Erps R.	0	Conformist
AWR	Joffe Bryan	0	Conformist	FDB	Weiler C.	0	Conformist	NPB	Grant J.	0	Conformist
AWR	Johnson A.	0	Conformist	FTN	Ahquist S.	1	Hooker	NPB	Holmstrom E.	0	Conformist
AWR	Lewis J.	0	Conformist	FTN	Cieciek C.	0	Conformist	NPB	Jefferson D.	0	Conformist
AWR	Paterson A.	0	Conformist	FTN	Crichton J.	0	Conformist	NPB	Joshi C.	0	Conformist
AWR	Wilkins F.	2	Tripper	FTN	Foster D.	1	Tripper	NPB	Marentette B.	0	Conformist
CES	Anday C.	0	Conformist	FTN	Foster M.	0	Conformist	NPB	Rouse C.	0	Conformist
CES	Barnes J.	0	Conformist	FTN	Ideson R.	0	Conformist	NPB	Talusan P.	0	Conformist
CES	Copp A.	1	Hooker	FTN	Kessler S.	0	Conformist	NPB	Verburg A.	0	Conformist
CES	Frusti P.	0	Conformist	FTN	McBride R.	0	Conformist				

Points Per Game By Year

Winter 2025

November 30, 2025

Name	Points per Game per Year				Trend	Name	Points per Game per Year				Trend	Name	Points per Game per Year				Trend
	2025	2024	2023	2022	Rank		2025	2024	2023	2022	Rank		2025	2024	2023	2022	Rank
Ahlquist S.	0.48	0.63	0.92	0.73		Gilson T.	0.13	0.43	0.33	0.40		Nalepa A.	0.61	0.27	0.50	0.55	
Aliff D.	0.75	0.00	0.00	0.00		Grant J.	0.00	0.15	0.23	0.37		Navarre G.	0.10	0.24	0.13	0.34	
Allen C.	0.80	0.00	0.00	0.00		Grantham L.	0.52	0.50	0.64	0.60		Nesbitt R.	0.27	0.12	0.30	0.29	
Anday C.	1.33	0.00	0.00	0.00		Gregory E.	0.21	0.28	0.17	0.38		Nilsson J.	1.28	1.42	1.47	1.36	
Baalrud S.	0.86	1.00	0.00	0.00		Hall E.	0.55	0.85	1.00	1.00		O'Brien C.	0.39	0.45	0.27	0.38	
Barden A.	0.38	0.27	0.00	0.00		Hattie M.	1.63	0.00	0.00	0.00		O'Brien M.	1.58	1.16	1.58	1.39	
Barnes P.	0.19	0.43	0.35	0.24		Heald D.	0.31	0.32	0.18	0.18		Opsahl Jeff	0.33	0.31	0.28	0.63	
Bartolacci A.	0.73	0.58	0.00	0.00		Hescheles D.	0.73	0.70	0.57	0.58		Oxender A.	1.25	0.96	1.05	1.08	2
Black S.	1.00	0.00	0.00	0.00		Holmstrom E.	0.77	0.67	0.91	0.90		Paterson A.	0.25	0.36	0.14	0.33	
Blackburn R.	0.32	0.27	0.31	0.54		Hula A.	0.21	0.13	0.19	0.00		Pawlowski B.	0.55	0.68	0.38	0.49	
Bogard S.	0.33	0.40	0.26	0.43		Huntzicker D.	1.35	1.98	1.91	1.67		Peal D.	0.15	0.15	0.19	0.20	
Bourne B.	0.33	0.83	0.94	0.00		Hutton C.	0.35	0.36	0.37	0.33	4	Perkins T.	1.00	1.12	0.98	0.72	
Boutin J.	0.27	0.35	0.13	0.47		Ideson R.	1.10	0.00	0.00	0.00		Perry B.	0.52	0.74	0.89	1.00	
Carlson C.	1.13	1.08	0.91	1.31		Jefferson D.	0.75	0.89	0.96	0.69		Peterson S.	0.56	0.95	0.70	1.42	
Caruso M.	0.60	0.00	0.00	0.00		Jilek J.	1.19	1.02	0.00	0.00		Pokorney M.	1.31	0.90	0.78	0.80	1
Clavier A.	0.38	0.53	0.50	0.92		Joffe Bryan	0.57	0.60	0.00	0.00		Porter J.	1.20	0.73	1.29	1.16	
Copp A.	0.36	0.42	0.19	0.21		Joffe E.	1.20	1.41	1.02	1.16		Roberts J.	0.28	0.21	0.37	0.73	
Crawford M.	1.15	0.63	1.07	0.82		Joffe M.	0.48	0.78	0.59	1.10		Rothhaar D.	0.20	0.00	0.00	0.00	
Crichton J.	0.32	0.33	0.12	0.48		Johnson A.	0.11	0.14	0.16	0.18		Rouse C.	0.17	0.20	0.37	0.30	
DeWolfe T.	0.42	0.58	0.54	0.49		Joshi C.	0.50	0.00	0.00	0.00		Sarosi M.	0.36	0.29	0.42	0.30	
Dickinson G.	1.56	1.08	0.83	1.39		Kessler S.	0.54	0.39	0.25	0.52		Schroeder B.	0.00	0.00	0.00	0.00	
Dillen K.	0.47	0.46	0.00	0.53		Klempay T.	1.25	0.00	0.00	0.00		Schueler D.	0.26	0.36	0.33	0.50	
Edwards S.	0.31	0.23	0.68	0.59		Kless J.	0.45	0.36	0.48	0.38		Snyder J.	0.33	0.00	0.00	0.00	
Ellies B.	0.56	0.53	0.69	0.71		Langrock E.	0.64	0.63	0.35	0.00		Stefan A.	0.48	0.35	0.05	0.26	
Erps R.	0.19	0.16	0.19	0.30		Lewis J.	1.83	0.00	0.00	0.00		Stevens D.	1.53	1.40	1.20	1.33	
Erps S.	1.04	1.41	1.33	1.34		Lobdell G.	0.13	0.28	0.19	0.32		Talusan P.	0.50	0.16	0.47	0.31	
Fisher J.	0.05	0.09	0.12	0.12		Lynn K.	0.26	0.24	0.00	0.00		Udager A.	0.52	0.66	0.73	0.00	
Fitzpatrick M.	0.33	0.66	0.76	1.05		Maltese C.	1.20	1.39	1.77	0.00		Vaughn C.	0.33	0.85	0.41	1.23	
Forward J.	0.75	0.29	0.53	0.43		Marentette B.	1.50	0.00	0.00	0.00		Waltz S.	0.48	0.46	0.32	0.66	
Foster D.	0.73	0.78	1.03	1.23		McBride R.	1.00	0.53	0.54	0.67		Was A.	1.40	0.00	0.00	0.00	
Foster M.	0.24	0.25	0.22	0.24		McClelland J.	0.41	0.34	0.23	0.25		Weiler C.	1.18	1.15	0.98	1.00	
Frantzeskakis P.	0.52	0.38	0.24	0.42	3	Mills J.	1.50	0.00	0.00	0.00		Wells S.	0.68	1.11	0.57	0.94	
Frusti P.	1.12	1.12	1.82	1.42		Montalban A.	1.25	1.38	1.68	0.00		Wilkins F.	0.28	0.09	0.33	0.26	
												Yanca J.	0.50	0.00	0.00	0.00	

Trend Rank = A rank of the players with an increasing rate of the number of points per game per year over the last 5 years.

The rank number is based on the slope of a least-square linear fit to the last five years of points per game data for each player.

The lower the rank number the greater the rate of increase in points per game per year.

The quality of the fit (coefficient of determination) must be greater than 0.4 to be assigned a rank

Player points since 2006

Winter 2025
November 30, 2025

Name	Games	Goals	Asists	Points/Game	Name	Games	Goals	Asists	Points/Game	Name	Games	Goals	Asists	Points/Gam
Ahlquist S.	207	63	85	0.71	Gilson T.	540	134	183	0.59	Nilsson J.	141	103	95	1.40
Aliff D.	4	2	1	0.75	Grant J.	185	9	40	0.26	O'Brien C.	397	46	163	0.53
Allen C.	4	2	1	0.75	Grantham L.	847	407	422	0.98	O'Brien M.	384	326	320	1.68
Anday C.	3	0	4	1.33	Greene S.	379	0	0	0.00	Opsahl Jeff	420	200	217	0.99
Baalrud S.	42	26	12	0.90	Gregory E.	316	59	105	0.52	Oxender A.	181	95	84	0.99
Barden A.	48	7	7	0.29	Hall E.	275	168	139	1.12	Parks C.	153	0	6	0.04
Barnes J.	685	0	14	0.02	Hattie M.	24	12	29	1.71	Paterson A.	270	34	73	0.40
Barnes P.	916	218	367	0.64	Heald D.	228	14	46	0.26	Pawlowski B.	243	87	65	0.63
Bartolacci A.	61	25	18	0.70	Hescheles D.	243	89	78	0.69	Peal D.	470	43	95	0.29
Black S.	4	1	3	1.00	Holmstrom E.	335	203	144	1.04	Perkins T.	240	129	110	1.00
Blackburn R.	320	78	103	0.57	Hula A.	99	6	11	0.17	Perry B.	575	297	408	1.23
Bogard S.	800	251	281	0.67	Huntzicker D.	369	451	282	1.99	Peterson S.	372	151	193	0.92
Bourne B.	63	21	34	0.87	Hutton C.	240	50	59	0.45	Pokorney M.	807	592	462	1.31
Boutin J.	720	176	259	0.60	Ideson R.	19	9	13	1.16	Porter J.	185	152	93	1.32
Carlson C.	228	180	127	1.35	Jefferson D.	177	92	67	0.90	Roberts J.	465	95	187	0.61
Caruso M.	4	1	1	0.50	Jilek J.	61	39	29	1.11	Rothhaar D.	4	0	1	0.25
Cieciek C.	440	1	9	0.02	Joffe Bryan	65	20	18	0.58	Rouse C.	199	13	40	0.27
Clavier A.	334	137	153	0.87	Joffe E.	447	424	256	1.52	Sarosi M.	774	180	223	0.52
Copp A.	400	22	155	0.44	Joffe M.	445	233	302	1.20	Schroeder B.	3	0	0	0.00
Cramer M.	189	0	1	0.01	Johnson A.	762	15	149	0.22	Schroeder D.	608	2	6	0.01
Crawford M.	194	84	96	0.93	Joshi C.	4	0	2	0.50	Schueler D.	603	86	210	0.49
Crichton J.	791	251	285	0.68	Kessler S.	382	76	95	0.45	Snyder J.	4	1	0	0.25
Daum K.	44	0	0	0.00	Klempay T.	20	13	12	1.25	Stefan A.	418	58	80	0.33
DeWolfe T.	421	167	183	0.83	Kless J.	497	79	129	0.42	Stevens D.	201	162	126	1.43
Dickinson G.	130	87	60	1.13	Langrock E.	82	16	28	0.54	Stoller C.	180	0	0	0.00
Dillen K.	87	16	25	0.47	Lewis J.	5	5	5	2.00	Talusan P.	142	21	27	0.34
Edwards S.	220	28	70	0.45	Lobdell G.	344	57	91	0.43	Udager A.	108	29	47	0.70
Ellies B.	307	111	105	0.70	Lynn K.	62	7	8	0.24	Vaughn C.	307	136	112	0.81
Erps R.	351	30	71	0.29	Maltese C.	81	67	48	1.42	Verburg A.	207	0	0	0.00
Erps S.	775	655	495	1.48	Marentette B.	4	5	1	1.50	Waltz S.	208	60	46	0.51
Fisher J.	731	13	155	0.23	McBride R.	181	56	69	0.69	Was A.	5	2	5	1.40
Fitzpatrick M.	487	248	210	0.94	McClelland J.	878	109	296	0.46	Weiler C.	150	80	78	1.05
Forward J.	692	241	316	0.80	Mills J.	4	3	3	1.50	Weiler M.	70	0	0	0.00
Foster D.	509	335	256	1.16	Montalban A.	80	55	57	1.40	Wells S.	178	99	66	0.93
Foster M.	488	40	95	0.28	Nalepa A.	214	29	66	0.44	Wilkins F.	163	22	26	0.29
Frantzeskakis P.	729	84	228	0.43	Navarre G.	618	164	175	0.55	Yanca J.	4	1	1	0.50
Frusti P.	203	186	121	1.51	Nesbitt R.	183	17	49	0.36					

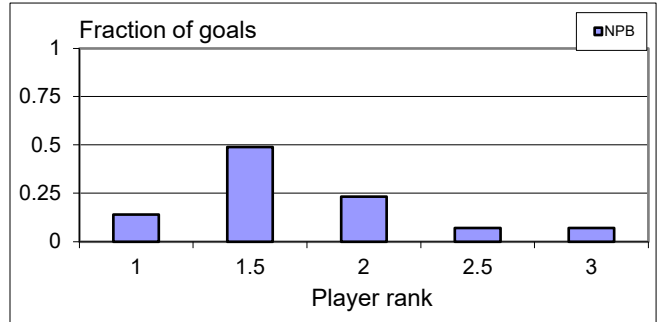
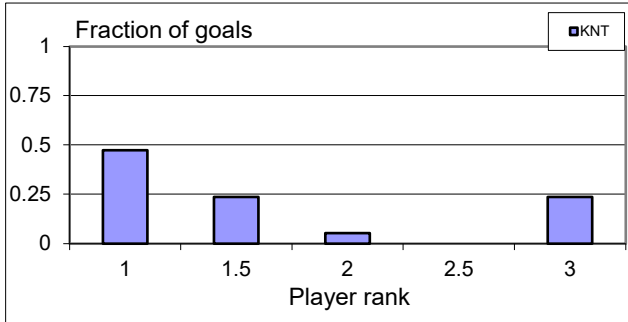
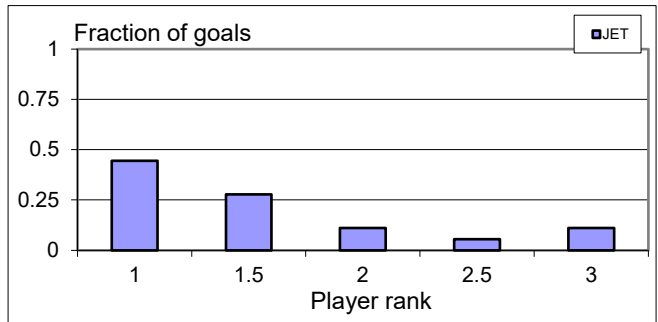
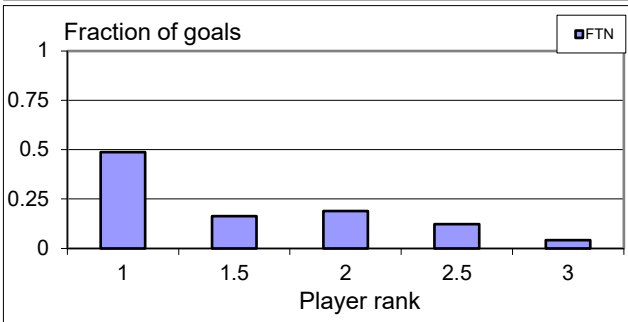
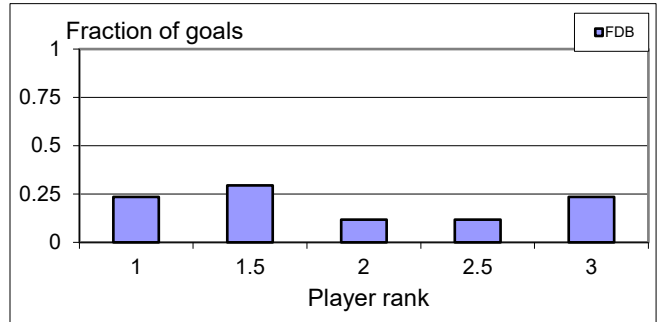
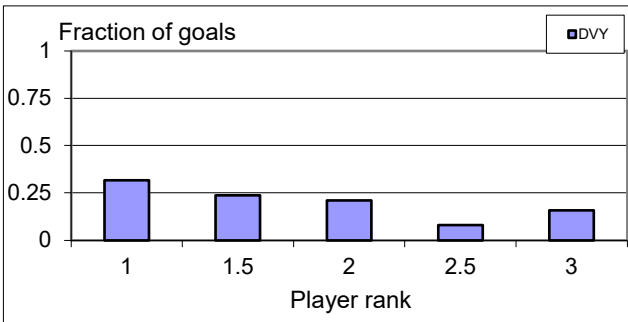
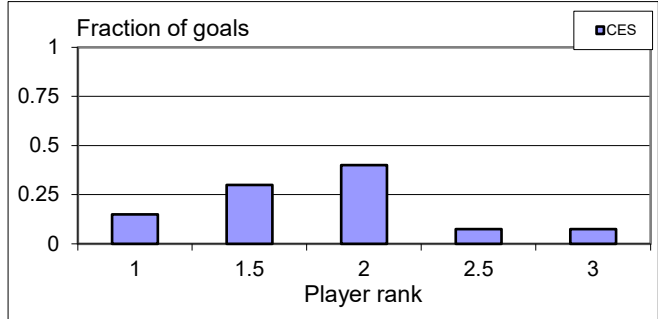
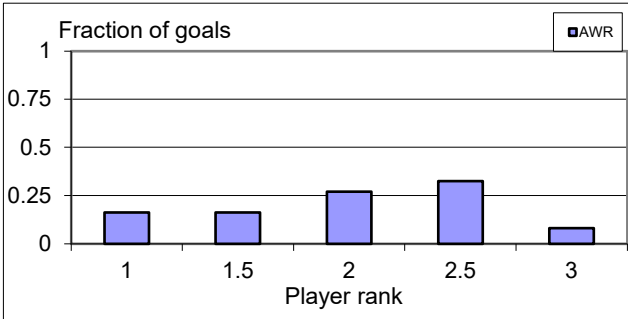
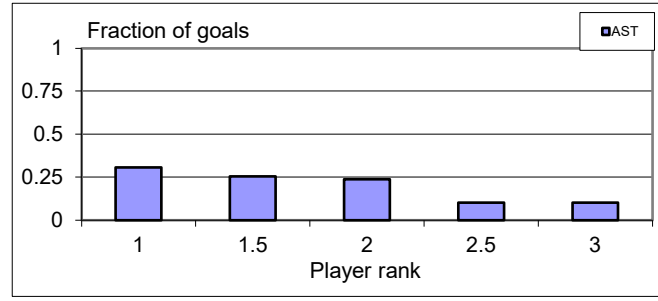
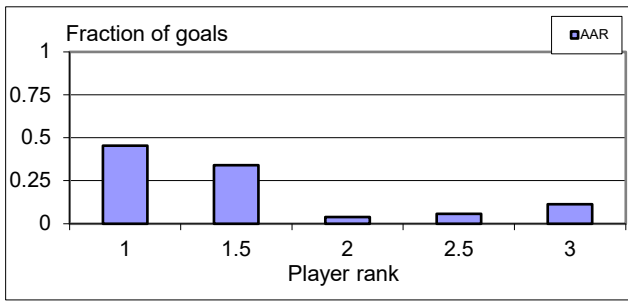
*Games = Total number of possible games played starting in September 2006 including games played as a substitute.

Goals by Ranking

Winter 2025

November 30, 2025

e



Goals are normalized by the number of players at each rank level.