



Tournament Information

TABLE OF CONTENTS

[Venue Information](#)

[General Info](#)

[Participant & Spectator Parking](#)

[Large Vehicle + Trailer Parking](#)

[Participant + Spectator Entrance](#)

[Credentials](#)

[Tickets](#)

[Food/Concessions/Water](#)

[Team Check-In](#)

[Team Practices](#)

[Chair Drop-Off/Pick-Up](#)

[Amazon Equipment Shuttle](#)

[Tournament Schedule/Flow & Brackets](#)

[Livestream](#)

[Special Events \(Basketball\)](#)

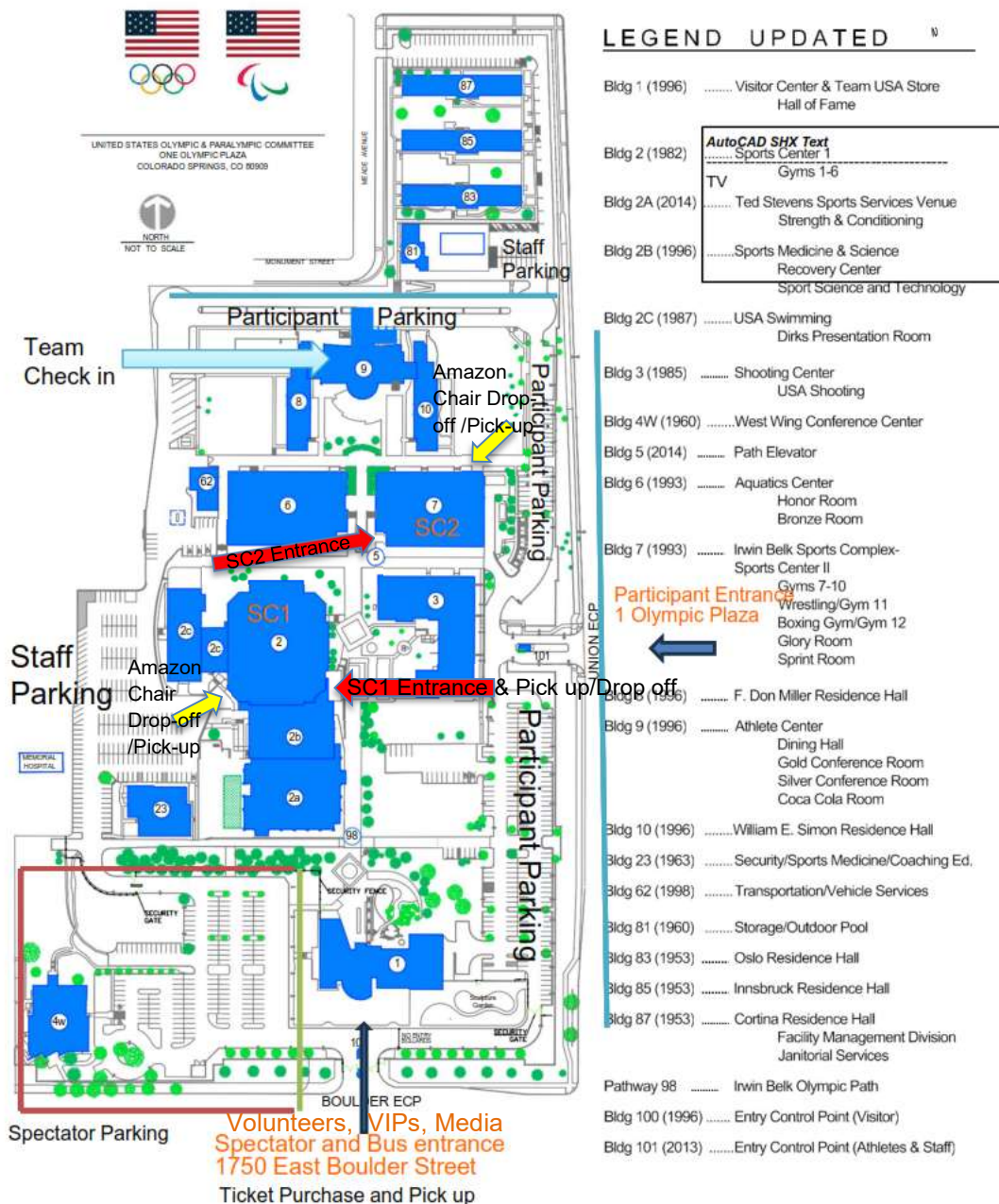
Venue Information

General Info

- **U.S. Olympic & Paralympic Training Center**
 - Boulder Street Entrance (Spectators/Volunteers/Media/Buses): **1750 East Boulder St.**
 - Union Street Entrance (Players and Team Staff): **1 Olympic Plaza**
- **Gyms:** Games will be played on four courts in Sport Center 1 (SC1) and Sport Center 2 (SC2)

Parking

- **Boulder Street Entrance: Spectators, Volunteers, Media, VIPs, Buses, etc.**
- **Union Street Entrance: Players, Team Staff and Event Staff**



Large Vehicle and Trailer Parking

- Boulder Street Entrance and Parking – Map on page 2

Participant and Spectator Entry

- Event Participants: players, team staff, tournament staff, officials, classifiers, media, volunteers, vendors, etc. must check-in and have a credential to enter gyms (Sport Center 1 and Sport Center 2)
- Spectators must present a ticket for entry at the Visitor Center entrance and wear the NWBA issued wristband to enter the gyms (Sport Center 1 and Sport Center 2)
- Reference [Tickets](#) and [Credentials](#) sections for more details
- **Important Note:** Security officers will be stationed at the entrance of each gym (Sport Center 1 and Sport Center 2) to check credentials and wristbands.

Credentials

- Event Participants: (players, team staff, tournament staff, officials, classifiers, media, vendors, volunteers, etc.) must check in to pick up their credential and wear it (visibly) the entirety of the tournament while on campus at the [U.S. Olympic & Paralympic Training Center](#)
- **Credentials must be picked up at Team Check-In on Thursday, April 9th between 3 – 8 PM (Gold Room) or at the Visitor Center entrance** throughout the tournament at the [U.S. Olympic & Paralympic Training Center](#).
- Reference "[Team Check-In](#)" for more details
- **Important Note:** Credentials are issued based on the Participant List and Team Rosters posted on the NWBA website: [Teams By Division](#). *Event Participants (listed above) who do not have a credential will not be allowed to participate.*

Tickets

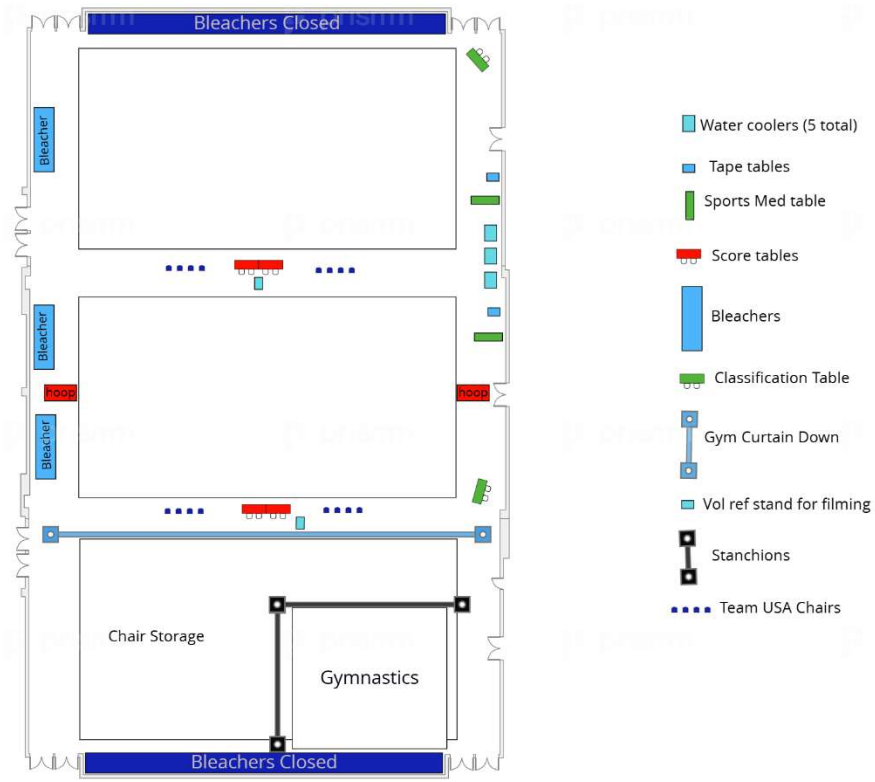
- Spectators must present a ticket for entry at the Visitor Center entrance and wear the NWBA issued wristband to enter the gyms (Sport Center 1 and Sport Center 2)
- [Click here to Buy Tickets](#)
- **Important Note:** Tickets can only be purchased online. Spectators are strongly encouraged to purchase tickets in advance for a smooth entrance process.

Refillable Water Bottles/No Concessions/Area Food Options

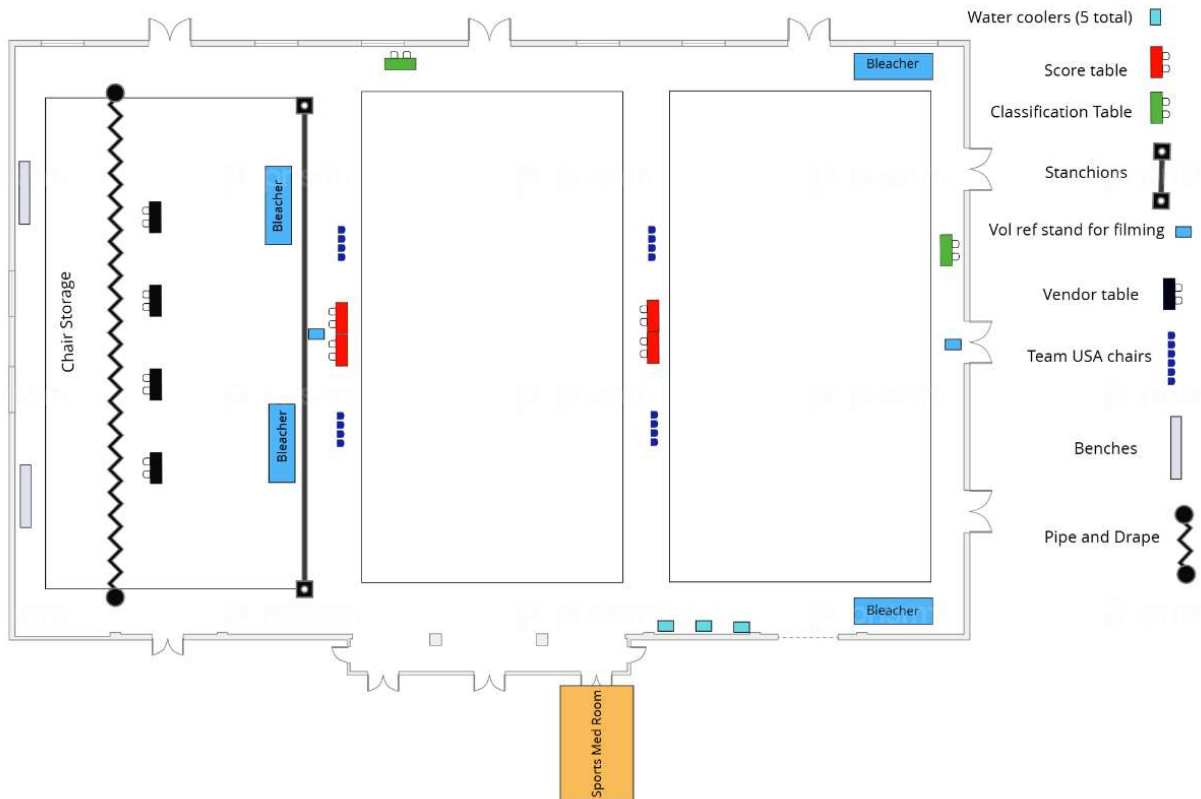
- Refillable water bottles strongly encouraged
- **Important Note:** The Training Center DOES NOT have concessions available, so please plan to bring any drinks, snacks, food, etc. Please note that Coca-Cola is a sponsor of the U.S. Olympic & Paralympic Training Center (i.e., coke, sprite, Dasani water, Powerade, etc.); however, there are no restrictions on bringing outside food or drinks.
- There are some food options available within close proximity of the U.S. Olympic & Paralympic Training Center and many great options in the Colorado Springs area. Visit <https://coloradosprings.gov/> and <https://www.visitcos.com/> for additional details.
- **Prohibited Items:** Alcohol, drugs, and other illegal substances are prohibited and may result in removal from the venue.

Court Layout

Sport Center 1



Sport Center 2



Team Check-In

- **Date:** Thursday, April 9th
- **Time:** 3:00 - 8:00 PM
- **Location:** [CSOPTC](#) – Gold Room (Athlete Center/Building 9)
 - Enter through Union Blvd. Entrance (Athlete Entrance), turn right to park, go to Building 9, press the doorbell button on the right side of the sliding door to enter the building, Gold room is located to the right of the Training Center Check-In desk.
- All teams must have their registered Team Representative attend Team Check-In to complete the following:
 - Verify USOPC waiver, team roster, scoresheets and classifications
 - Pick up credentials, player bags w/t-shirt
- **If your team is not able to attend Team Check-In based on travel schedule or unforeseen circumstances, please contact NWBA ASAP to make other arrangements.**
- **Important Note: Check-in must be complete at least two hours before first game**
 - Tina | tina@nwba.org | 317-331-8767

USOPC Paperwork

- **Important Note:** All Participants players and staff must sign and submit the CSOPTC paperwork – those emails were sent from the Training Center.
 - **Minor Paperwork:** [PowerForm Signer Information | Docusign](#) *Signer 1 should be the minor's information, Signer 2 should be the guardian's information
 - **Adult Paperwork:** [PowerForm Signer Information | Docusign](#)

Meal Cards

- Players and Staff who requested a Meal Card to eat at the CSOPTC Cafeteria must check-in individually at the CSOPTC – Athlete Center Building 9
- Teams will pay for meal cards via NWBA Invoice
- Meal Cards are available April 9th – April 12th
 - April 9th – Lunch and Dinner
 - April 10th – Breakfast, Lunch and Dinner
 - April 11th – Breakfast, Lunch and Dinner
 - April 12th – Breakfast and Lunch (access turns off at 2 PM)
- **Important Notes:** Teams must submit Headshot Photos in advance: [Headshot Photo](#)
- Teams will be assigned to Lunch and Dinner times based on the tournament schedule and must access the cafeteria only during assigned time

| Lunch Times | Dinner Times |
|-----------------------------|----------------------------------|
| 11:30am-12pm | 5pm-5:30pm |
| 12:30pm-1pm | 5:30pm-6pm |
| 11am-11:30am | 6pm-6:30pm |
| 12pm-12:30pm | 6:30pm-7pm |
| <i>Missed lunches 1-2pm</i> | <i>Missed dinners 7pm-8:30pm</i> |

Team Practices and Chair Drop-Off/Pick-Up

- **Date:** Thursday, April 9th
- **Time:** 2:00 - 7:00 PM
- **Location:** [CSOPTC](#) Sport Center 2 (and Sport Center 1 limited to two hours)
- Teams can reserve a ½ court for 1 hour for team practice. Balls provided.
- **Practices are managed by Division Leadership:**
 - Women's Division: Junior Rodriguez produsn@yahoo.com AND Jennifer Waggoner jwaggoner11@hotmail.com
 - Military Division: Lee Montgomery lee9740@att.net AND Greg Lewis-Seals g.lewiseseals@gmail.com
- **Important Note:** No other practice/shootaround time is allowed
- **Chairs may be dropped off/picked up near each gym** – Map on page 2
 - Trailer/Large Vehicle parking is only allowed in designated area - Boulder Street Entrance and Parking – Map on page 2
- **Team Equipment/Chair Storage will be assigned to each Team in both gyms** (Sport Center 1 and Sport Center 2)

Amazon Equipment Transfer

- NWBA is proud to partner with Amazon to support teams, flying in and out of both Colorado Springs and Denver Airports, with sports chair transportation on Thursday, April 9th and Sunday, April 12th.
- **Important Note:** Arrival and Departure Instructions have been shared directly with Teams that opted to utilize Amazon Transport through the Travel Form/Travel Details submitted in advance

Tournament Schedule/Flow & Brackets

<https://www.nwba.org/nationals>

Jerseys & Uniforms

- Be sure to review the [2025-26 Rule Book](#) for requirements regarding piercings, shooting shirts, shooting sleeves, etc.
- White/Light jerseys are worn by the home team; home team is the higher initial seed or seeding from pool play.

Livestream

- <https://www.nwba.org/nationals>
- **Important Note:** Video/filming and independent live streams by Teams and Spectators are NOT allowed during this event due to CSOPTC requirements.

Special Events

- [Special Events Announced for 2026 NWBA Women's & Military Division Wheelchair Basketball National Championships](#)
- **Important Note:** An all tournament photo will be taken after the 3 point contest in Sport Center 2

References

- Classification will be hosted for both Women's & Military Nationals
- Team Reps are encouraged to ask questions and discuss timing with Classifiers –identified by wearing an NWBA Classifier shirt
- Classification changes take place after the tournament – classification rosters will be communicated to all teams
 - [Classification Roster Form](#) can be found here:
<https://www.nwba.org/classificationform>
 - [Click Here to Submit a Player Classification Request for Review](#) or it can be found here: <https://www.nwba.org/classificationreview>
 - **Important Note:** These should be submitted well in advance of the event to ensure review can be properly conducted and coordinated with the appropriate classification panel to complete the review. Request submitted in close proximity to the event may not be able to be completed at that event and may need to be completed at a future event:
 - [NWBA Classification Policies & Procedures](#)
 - Contact: Jayne Chilutti nwbaclass@yahoo.com
- Other References:
 - [NWBA Women's Division Guidelines](#)
 - [NWBA Military Division Guidelines](#)
 - [2025-26 Rule Book](#)