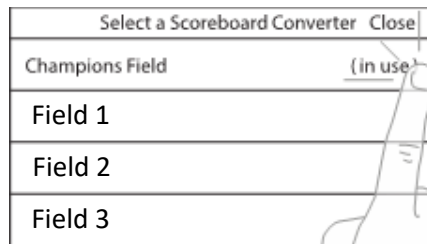


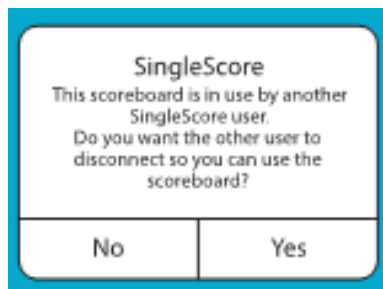


Download the SingleScore app from Apple App Store or Google Play. It will not download if your Apple device is not Bluetooth compatible. Check your device setting to **ensure Bluetooth is on**. Launch SingleScore by tapping on the SingleScore app icon.

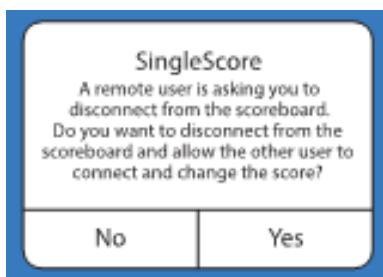
Be within Bluetooth range of the powered SingleScore converter located by the **Field 2** scorekeeper stand. Bluetooth range will vary by phone, but for optimal reception the app should be used from the crow's nest or a location near the crow's nest. After launching the SingleScore app a pop-up window will appear showing all scoreboards within range. Select "**Field 2**" to control the scoreboard for **Field 2**.



The first person connected to the converter via Bluetooth retains control of the scoreboard. If the scoreboard is under the control of another user you will see a prompt that the scoreboard is "**in use**". Tap "**in use**", and you will get the following message:



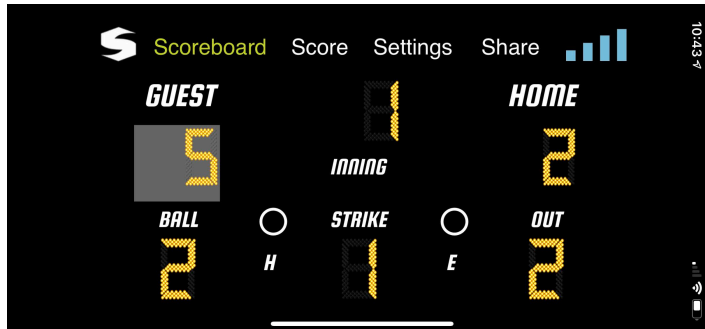
If you answer "**Yes**" to the question "**Do you want the other user to disconnect so you can use the scoreboard?**", the current user will receive the following message:



The current user will need to respond to with "**No**" to continue to control the scoreboard. If that user doesn't respond within 15 seconds (or if they answer "**Yes**"), control will be granted to the user that is requesting control.

Using the SingleScore app

The bar indicator to right of top menu indicates strength of Bluetooth connection to converter.



To control the on-field scoreboard, tap on any part of digit to tally up. To make a correction, begin gesture high on the digit and quickly swipe down. To clear BALLS, STRIKES, and OUTS simply gesture by swiping left or right over digit individually or across two or three fields at same time. Clearing will also occur when tapping up to indicate third out, third strike, or fourth ball.



Tap and hold on GUEST or HOME to insert Team Name for Identification if you want real-time visibility of the score on MCGSA's website. (Requires use of Wi-Fi or cell data)

At end of game please clear the scoreboard by tapping OFF button upper right.

To quit the connection

- 1) Tap the Bluetooth connection bars in the top right corner or
- 2) Quit the SingleScore app or
- 3) Walk out of range with your device.

If you do not close the app and stay in range you will remain in control of scoreboard

To turn the scoreboard display off - Tapping on the bars and disconnecting will turn the board off immediately.