

# AAMHL Standings

Winter 2025  
March 6, 2026

## Regular Season

Team	Pts	Won	Lost	Tied	GF	GA	GS	GNA
1 Peterson Electric Inc.	25	11	3	3	66	40	5	17
2 42 North Social House	24	11	4	2	70	44	10	14
3 North Peak Brewing Co.	20	8	5	4	68	65	10	23
4 AstroTurf	19	8	6	3	60	53	6	17
5 Corby Energy Services	18	8	7	2	56	61	20	16
6 Jets Pizza	18	6	5	6	51	61	4	11
7 A&W Restaurant	15	6	8	3	58	59	3	18
8 Davey Tree	14	5	8	4	52	57	7	8
9 Forward Design Build	12	5	10	2	57	62	9	14
10 Ann Arbor Rug and Carp	5	1	13	3	41	77	7	16

GF = Goals for; GA = Goals against; GS = Goals by substitute players; GNA = Goals unassisted

Regular season rank rules: 1-points; 2-most wins (regulation time only); 3-head-to-head; 4-goals for; 5-goals against

## PlayOff Season

Team	Pts	Won	Lost	Tied	GF	GA	GS	GNA
1	0	0	0	0	0	0	0	0
2	0	0	0	0	0	0	0	0
3	0	0	0	0	0	0	0	0
4	0	0	0	0	0	0	0	0
5	0	0	0	0	0	0	0	0
6	0	0	0	0	0	0	0	0
7	0	0	0	0	0	0	0	0
8	0	0	0	0	0	0	0	0
9	0	0	0	0	0	0	0	0
10	0	0	0	0	0	0	0	0

Rank: 1-points; 2-most playoff wins; 3- head-to-head playoff pts; 4-head-to-head reg. season; 5-regular season standings

No playoff points will be awarded to a team that is playing with fewer than 11 players.

## Player stats.: Top two from each team for each category

Team	Name	Goals	Assists	Total Pts.	Name	Pnlty Min.	Penalty Violation	
42N	O'Brien M. (12)	13	O'Brien M. (12)	15	O'Brien M. (12)	28	Ahlquist S (7)	4
42N	Ideson R. (9)	11	Ideson R. (9)	14	Ideson R. (9)	25	Foster D. (4)	4
AAR	Montalban (8)	11	Jilek J. (13)	6	Montalban (8)	17	Schueler D (17)	8
AAR	Jilek J. (13)	8	Montalban (8)	6	Jilek J. (13)	14	Bartolacci (12)	6
AST	Huntzicker (21)	16	Erps S. (9)	13	Huntzicker (21)	22	Waltz S. (18)	8
AST	Mills J. (22)	14	Was A. (17)	8	Mills J. (22)	21	Erps S. (9)	4
AWR	Lewis J. (69)	17	Hattie M. (40)	18	Hattie M. (40)	30	Wilkins F. (19)	6
AWR	Hattie M. (40)	12	Lewis J. (69)	8	Lewis J. (69)	25	Gilson T. (12)	4
CES	Anday C. (8)	5	Klempay T. (6)	8	Klempay T. (6)	13	Copp A. (9)	2
CES	Joffe E. (40)	5	Langrock E (22)	8	Langrock E (22)	13	Frusti P. (7)	2
DVY	Carlson C. (9)	8	Nilsson J. (11)	12	Nilsson J. (11)	17	Udager A. (20)	6
DVY	Hescheles (8)	6	Udager A. (20)	12	Udager A. (20)	17	Caruso M. (17)	4
FDB	Dickinson (18)	12	Weiler C. (40)	11	Weiler C. (40)	23	Sarosi M. (22)	6
FDB	Weiler C. (40)	12	Dickinson (18)	8	Dickinson (18)	20	Blackburn (77)	4
JET	Stevens D. (9)	15	Stevens D. (9)	13	Stevens D. (9)	28	Snyder J. (5)	6
JET	Porter J. (8)	12	Joffe M. (4)	8	Porter J. (8)	18	Black S. (12)	2
NPB	Baalrud S. (25)	19	Jefferson (19)	12	Baalrud S. (25)	24	Joshi C. (12)	6
NPB	Aliff D. (8)	9	Joshi C. (12)	6	Jefferson (19)	17	Erps R. (14)	2
PET	Maltese C. (13)	14	Maltese C. (13)	12	Maltese C. (13)	26	Opsahl Jef (19)	8
PET	Allen C. (11)	12	Peterson S (20)	11	Allen C. (11)	20	Forward J. (15)	4

# AAMHL Standings

Winter 2025  
March 6, 2026

## Game Log Matrix (Won, Lost, Tied, Goals for)

	42N	AAR	AST	AWR	CES	DVY	FDB	JET	NPB	PET
42N		0, 2, 0, 3	1, 1, 0, 9	1, 1, 0, 8	0, 2, 0, 4	0, 2, 0, 3	0, 1, 1, 6	0, 1, 0, 1	1, 1, 0, 5	1, 0, 1, 5
AAR	2, 0, 0, 10		2, 0, 0, 10	2, 0, 0, 11	2, 0, 0, 10	0, 0, 1, 3	1, 1, 0, 10	1, 0, 1, 5	1, 0, 1, 11	2, 0, 0, 7
AST	1, 1, 0, 8	0, 2, 0, 4		0, 2, 0, 5	1, 1, 0, 5	1, 0, 1, 5	1, 1, 0, 8	1, 0, 1, 7	0, 0, 1, 4	1, 1, 0, 7
AWR	1, 1, 0, 11	0, 2, 0, 4	2, 0, 0, 9		1, 0, 1, 5	0, 2, 0, 6	1, 1, 0, 5	0, 0, 2, 7	2, 0, 0, 5	1, 0, 0, 7
CES	2, 0, 0, 11	0, 2, 0, 7	1, 1, 0, 6	0, 1, 1, 4		2, 0, 0, 8	0, 1, 0, 3	0, 1, 1, 7	0, 2, 0, 6	2, 0, 0, 9
DVY	2, 0, 0, 8	0, 0, 1, 3	0, 1, 1, 3	2, 0, 0, 13	0, 2, 0, 3		1, 0, 1, 7	1, 1, 0, 3	1, 0, 1, 13	1, 1, 0, 4
FDB	1, 0, 1, 7	1, 1, 0, 6	1, 1, 0, 9	1, 1, 0, 4	1, 0, 0, 4	0, 1, 1, 6		1, 1, 0, 6	2, 0, 0, 11	2, 0, 0, 9
JET	1, 0, 0, 5	0, 1, 1, 3	0, 1, 1, 6	0, 0, 2, 7	1, 0, 1, 11	1, 1, 0, 8	1, 1, 0, 7		0, 2, 0, 4	1, 0, 1, 10
NPB	1, 1, 0, 6	0, 1, 1, 10	0, 0, 1, 4	0, 2, 0, 2	2, 0, 0, 10	0, 1, 1, 10	0, 2, 0, 7	2, 0, 0, 8		0, 1, 1, 8
PET	0, 1, 1, 4	0, 2, 0, 1	1, 1, 0, 4	0, 1, 0, 4	0, 2, 0, 4	1, 1, 0, 3	0, 2, 0, 4	0, 1, 1, 7	1, 0, 1, 9	

## Schedule, teams (h vs v), and scores (w vs l)\*

29-Oct-2025	05-Nov-2025	12-Nov-2025	19-Nov-2025	26-Nov-2025	03-Dec-2025
N8 NPB 4 vs PET 4	N8 DVY 3 vs PET 1	N8 JET 2 vs DVY 1	N8 DVY 5 vs NPB 5	N8 42N 5 vs NPB 2	N8 42N 3 vs FDB 2
S8 AWR 4 vs AAR 0	S8 42N 7 vs CES 2	S8 FDB 5 vs AWR 2	S8 CES 3 vs AWR 2	S8 AST 3 vs PET 1	S8 PET 3 vs CES 2
N9 FDB 4 vs AST 3	N9 AST 4 vs AWR 2	N9 42N 2 vs PET 2	N9 PET 4 vs AAR 1	N9 AWR 3 vs JET 3	N9 JET 1 vs AAR 1
S9 CES 7 vs JET 3	S9 JET 4 vs NPB 3	S9 CES 5 vs NPB 3	S9 JET 4 vs FDB 3	S9 CES 6 vs AAR 5	S9 DVY 1 vs AST 1
N10 42N 4 vs DVY 2	N10 AAR 5 vs FDB 3	N10 AST 7 vs AAR 3	N10 42N 4 vs AST 3	N10 DVY 3 vs FDB 3	N10 NPB 3 vs AWR 1
10-Dec-2025	17-Dec-2025	07-Jan-2026	14-Jan-2026	21-Jan-2026	28-Jan-2026
N8 42N 7 vs AAR 1	N8 PET 7 vs AWR 4	S8 JET 2 vs AST 1	N8 AST 6 vs FDB 4	N8 AST 6 vs 42N 4	N8 PET 3 vs DVY 0
S8 AST 4 vs CES 2	S8 CES 4 vs FDB 3	N9 DVY 6 vs CES 2	S8 AWR 7 vs AAR 4	S8 FDB 4 vs JET 2	S8 JET 4 vs NPB 1
N9 NPB 4 vs FDB 3	N9 42N 5 vs JET 1	S9 AAR 6 vs NPB 6	N9 NPB 5 vs PET 4	N9 NPB 8 vs DVY 5	N9 AST 5 vs AWR 3
S9 PET 4 vs JET 4	S9 DVY 3 vs AAR 3	N10 PET 4 vs FDB 2	S9 42N 4 vs DVY 1	S9 PET 3 vs AAR 0	S9 42N 4 vs CES 2
N10 AWR 7 vs DVY 4	N10 AST 4 vs NPB 4	S10 42N 8 vs AWR 3	N10 CES 4 vs JET 4	N10 AWR 2 vs CES 2	N10 FDB 7 vs AAR 1
04-Feb-2026	11-Feb-2026	18-Feb-2026	25-Feb-2026	04-Mar-2026	11-Mar-2026
N8 DVY 7 vs JET 1	N8 CES 4 vs AAR 2	N8 PET 6 vs CES 2	N8 42N 3 vs AAR 2	N8 AST 5 vs JET 5	N8 FDB 0 vs CES 0
S8 AST 3 vs AAR 1	S8 NPB 3 vs 42N 1	S8 NPB 2 vs AWR 1	S8 AWR 6 vs DVY 2	S8 NPB 5 vs AAR 4	S8 AAR 0 vs DVY 0
N9 CES 5 vs NPB 3	N9 FDB 4 vs DVY 3	N9 JET 4 vs AAR 2	N9 CES 3 vs AST 2	N9 AWR 5 vs 42N 3	N9 NPB 0 vs AST 0
S9 AWR 2 vs FDB 0	S9 PET 6 vs AST 1	S9 FDB 4 vs 42N 4	S9 NPB 7 vs FDB 4	S9 PET 5 vs FDB 2	S9 PET 0 vs AWR 0
N10 PET 3 vs 42N 2	N10 AWR 4 vs JET 4	N10 DVY 4 vs AST 2	N10 PET 6 vs JET 3	N10 DVY 2 vs CES 1	N10 JET 0 vs 42N 0
18-Mar-2026	25-Mar-2026	01-Apr-2026	08-Apr-2026	15-Apr-2026	22-Apr-2026
N8 NPB 0 vs PET 0	N8 AST 0 vs AWR 0	N8 DVY 0 vs NPB 0	N8 AWR 0 vs FDB 0	N8 _4_0 vs _8_0	N8 _4_0 vs _6_0
S8 AAR 0 vs AWR 0	S8 FDB 0 vs AAR 0	S8 FDB 0 vs JET 0	S8 AAR 0 vs AST 0	S8 _2_0 vs _10_0	S8 _5_0 vs _10_0
N9 42N 0 vs DVY 0	N9 CES 0 vs 42N 0	N9 CES 0 vs AWR 0	N9 JET 0 vs DVY 0	N9 _1_0 vs _6_0	N9 _3_0 vs _7_0
S9 CES 0 vs JET 0	S9 PET 0 vs DVY 0	S9 AST 0 vs 42N 0	S9 PET 0 vs 42N 0	S9 _3_0 vs _9_0	S9 _1_0 vs _9_0
N10 AST 0 vs FDB 0	N10 JET 0 vs NPB 0	N10 AAR 0 vs PET 0	N10 CES 0 vs NPB 0	N10 _5_0 vs _7_0	N10 _2_0 vs _8_0
29-Apr-2026	06-May-2026	13-May-2026	20-May-2026	00-Jan-1900	00-Jan-1900
N8 _5_0 vs _9_0	N8 _3_0 vs _10_0	N8 _2_0 vs _9_0	N8 _1_0 vs _4_0	0 0 vs 0 0	0 0 vs 0 0
S8 _1_0 vs _8_0	S8 _1_0 vs _7_0	S8 _3_0 vs _8_0	S8 _2_0 vs _3_0	0 0 vs 0 0	0 0 vs 0 0
N9 _2_0 vs _7_0	N9 _2_0 vs _6_0	N9 _5_0 vs _6_0	N9 DRH 0 vs DRV 0	0 0 vs 0 0	0 0 vs 0 0
S9 _4_0 vs _10_0	S9 _5_0 vs _8_0	S9 _4_0 vs _7_0	S9 C1H 0 vs C1V 0	0 0 vs 0 0	0 0 vs 0 0
N10 _3_0 vs _6_0	N10 _4_0 vs _9_0	N10 _1_0 vs _10_0	N10 C2H 0 vs C2V 0	0 0 vs 0 0	0 0 vs 0 0
00-Jan-1900	00-Jan-1900	00-Jan-1900			
0 0 vs 0 0	0 0 vs 0 0	0 0 vs 0 0	<b>*Shootout Game</b>		
0 0 vs 0 0	0 0 vs 0 0	0 0 vs 0 0			
0 0 vs 0 0	0 0 vs 0 0	0 0 vs 0 0	<b>Rink and game times:</b>		
0 0 vs 0 0	0 0 vs 0 0	0 0 vs 0 0	<b>N8 = North Rink at 8 pm; S8.5 = South Rink at 8:30 pm; etc.</b>		
0 0 vs 0 0	0 0 vs 0 0	0 0 vs 0 0	<b>Home team is listed first</b>		

# Goal and Assist

Winter 2025  
March 6, 2026

Game Date	Team	Period	No	Goal	Assist	Assist
3/4/2026	42N	1	1	Kessler S. (5)	Yanca J. (6)	Ahlquist S. (7)
3/4/2026	42N	1	2	Kessler S. (5)	Yanca J. (6)	
3/4/2026	42N	2	3	Ideson R. (9)	Spence J (101)	Unrath A. (14)
3/4/2026	AAR	1	1	Bartolacci A. (12)		
3/4/2026	AAR	2	2	Sub (66)	Bartolacci A. (12)	
3/4/2026	AAR	2	3	Joffe Bryan (22)	Bartolacci A. (12)	
3/4/2026	AAR	2	4	Kessler S. (197)	Ideson R. (7)	Montalban A. (8)
3/4/2026	AST	1	1	Huntzicker D. (21)	Erps S. (9)	
3/4/2026	AST	1	2	Huntzicker D. (21)	Mills J. (22)	Erps S. (9)
3/4/2026	AST	1	3	Huntzicker D. (21)	Mills J. (22)	
3/4/2026	AST	2	4	Stefan A. (2)	Waltz S. (18)	Plunkett B. (7)
3/4/2026	AST	2	5	Huntzicker D. (21)	Plunkett B. (7)	Erps S. (9)
3/4/2026	AWR	1	1	Hattie M. (40)	Sub (17)	
3/4/2026	AWR	1	2	Fitzpatrick M. (7)	Hattie M. (40)	Sub (17)
3/4/2026	AWR	1	3	Joffe Bryan (22)	Gilson T. (12)	Sub (99)
3/4/2026	AWR	1	4	Hattie M. (40)		
3/4/2026	AWR	2	5	Fitzpatrick M. (7)	Sub (17)	Hattie M. (40)
3/4/2026	CES	1	1	Peal D. (27)	Copp A. (9)	
3/4/2026	DVY	1	1	Sub (6)	Sub (100)	
3/4/2026	DVY	1	2	Carlson C. (9)	Nilsson J. (11)	
3/4/2026	FDB	1	1	Grantham L. (11)	Ellies B. (14)	Bartolacci A. (13)
3/4/2026	FDB	1	2	Weiler C. (40)	Bartolacci A. (13)	Blackburn R. (77)
3/4/2026	JET	1	1	Joffe M. (4)	Stevens D. (9)	
3/4/2026	JET	1	2	Perkins T. (7)		
3/4/2026	JET	1	3	Stevens D. (9)	Black S. (12)	
3/4/2026	JET	2	4	Perkins T. (7)	Black S. (12)	
3/4/2026	JET	2	5	Porter J. (8)	Forward J. (11)	
3/4/2026	NPB	1	1	Kroll J. (18)	Rouse C. (7)	Joshi C. (12)
3/4/2026	NPB	1	2	Rouse C. (7)	Kroll J. (18)	Sub (22)
3/4/2026	NPB	1	3	Rothhaar D. (20)	Jefferson D. (19)	Joshi C. (12)
3/4/2026	NPB	1	4	Kroll J. (18)		
3/4/2026	NPB	2	5	Maltese C. (17)		
3/4/2026	PET	1	1	Maltese C. (13)	Allen C. (11)	Peterson S. (20)
3/4/2026	PET	2	2	Peterson S. (20)	Opsahl Jeff (19)	Pawlowski B. (10)
3/4/2026	PET	2	3	Maltese C. (13)	Peterson S. (20)	Allen C. (11)
3/4/2026	PET	2	4	Wells S. (16)	Maltese C. (13)	Holmstrom E. (18)
3/4/2026	PET	2	5	Opsahl Jeff (19)	Pawlowski B. (10)	Copp A. (14)

\*Sub Rating Change for Playoff and Finals; Period: 4=Overtime; 5=Shootout

# Penalties

Winter 2025  
March 6, 2026

<i>Game Date</i>	<i>Team</i>	<i>No</i>	<i>Name</i>	<i>Offense</i>
3/4/2026	AAR	1	Montalban A.	Hook
3/4/2026	AST	1	Huntzicker D.	Trip
3/4/2026	AWR	1	Gilson T.	Hook
3/4/2026	CES	1	Church M.	Trip
3/4/2026	FDB	1	Bartolacci A.	Slash
3/4/2026	NPB	1	Joshi C.	High Stick

# Rostered and NonRostered Subs

Winter 2025  
March 6, 2026

Date	GameType	Team	Rostered Players			Sub Player		Status	
			Name	Jersey	Draft No	Name	Jersey		Draft No
3/4/2026	Regular	42N	Foster D.	4	45	Spence J	101	47	NonRostered
3/4/2026	Regular	42N	McBride R.	8	56	Unrath A.	14	55	NonRostered
3/4/2026	Regular	42N	Foster M.	10	96	Erps R.	11	91	Rostered
3/4/2026	Regular	AAR	Jilek J.	13	17	Ideson R.	7	16	Rostered
3/4/2026	Regular	AAR	Vaughn C.	97	27	Hall E.	4	28	Rostered
3/4/2026	Regular	AAR	Dillen K.	19	77	Kessler S.	197	76	Rostered
3/4/2026	Regular	AAR	Lobdell G.	16	84	Joffe Bryan	22	82	Rostered
3/4/2026	Regular	AST	Was A.	17	30	Plunkett B.	7	29	NonRostered
3/4/2026	Regular	AST	DeWolfe T.	19	41	Wilkins F.	27	29	Rostered
3/4/2026	Regular	AST	Barden A.	3	60	Gregory E.	23	63	Rostered
3/4/2026	Regular	AST	Kless J.	8	110	Stefan A.	2	105	Rostered
3/4/2026	Regular	AWR							
3/4/2026	Regular	CES	Frusti P.	7	6	Allen C.	10	13	Rostered
3/4/2026	Regular	CES	Nalepa A.	20	25	Church M.	13	29	NonRostered
3/4/2026	Regular	CES	O'Brien C.	5	55	Wilson Ken	69	65	NonRostered
3/4/2026	Regular	CES	Anday C.	8	75	Snyder J.	100	72	Rostered
3/4/2026	Regular	DVY	Hutton C.	16	104	Kroll J.	14	101	NonRostered
3/4/2026	Regular	FDB	Oxender A.	9	43	Bartolacci A.	13	44	Rostered
3/4/2026	Regular	JET	Roberts J.	3	89	Forward J.	11	88	Rostered
3/4/2026	Regular	NPB	Baalrud S.	25	10	Maltese C.	17	8	Rostered
3/4/2026	Regular	NPB	Marentette B.	9	11	Marini B.	4	21	NonRostered
3/4/2026	Regular	NPB	Aliff D.	8	21	Rothhaar D.	20	26	Rostered
3/4/2026	Regular	NPB	Grant J.	10	70	Boutin J.	6	73	Rostered
3/4/2026	Regular	NPB	Talusan P.	24	101	Kroll J.	18	101	NonRostered
3/4/2026	Regular	PET	Parks C.	199	33	Stoller C.	299	32	Rostered
3/4/2026	Regular	PET	Nesbitt R.	22	53	Holmstrom E.	18	50	Rostered
3/4/2026	Regular	PET	Heald D.	17	93	Copp A.	14	95	Rostered

# AAMHL Goals by player

Winter 2025

March 6, 2026

All = Reg Season + Playoff; PO = Playoff only; SB = Substitute only; SO = Shootout

Team Name	All	PO	SB	SO	Team Name	All	PO	SB	SO	Team Name	All	PO	SB	SO
42N O'Brien M. (12)	13	0	1	0	AWR Clavier A. (9)	4	0	0	0	FDB Blackburn (77)	0	0	0	0
42N Ideson R. (9)	11	0	2	0	AWR Edwards S. (14)	2	0	1	0	FDB Cramer M. (199)	0	0	0	0
42N Foster D. (4)	9	0	1	0	AWR Gilson T. (12)	1	0	0	0	FDB Gregory E. (24)	0	0	1	0
42N McBride R. (8)	8	0	0	0	AWR Wilkins F. (19)	1	0	1	0	JET Stevens D. (9)	15	0	1	0
42N Ahlquist S (7)	7	0	0	0	AWR Daum K. (199)	0	0	0	0	JET Porter J. (8)	12	0	0	0
42N Kessler S. (5)	6	0	1	0	AWR Johnson A. (4)	0	0	0	0	JET Perkins T. (7)	6	0	0	0
42N Rothhaar D (15)	3	0	2	0	AWR Paterson A (3)	0	0	0	0	JET Crawford M (10)	4	0	0	0
42N Crichton J (42)	1	0	0	0	CES Anday C. (8)	5	0	0	0	JET Joffe M. (4)	4	0	0	0
42N Yanca J. (6)	1	0	0	0	CES Joffe E. (40)	5	0	0	0	JET Bogard S. (13)	3	0	0	0
42N Cieciek C. (199)	0	0	0	0	CES Klempay T. (6)	5	0	0	0	JET Black S. (12)	1	0	0	0
42N Foster M. (10)	0	0	0	0	CES Langrock E (22)	5	0	0	0	JET Frantzeska (6)	1	0	0	0
AAR Montalban (8)	11	0	7	0	CES Frusti P. (7)	3	0	0	0	JET Snyder J. (5)	1	0	2	0
AAR Jilek J. (13)	8	0	0	0	CES Stefan A. (16)	3	0	1	0	JET Roberts J. (3)	0	0	1	0
AAR Bartolacci (12)	4	0	3	0	CES Peal D. (27)	2	0	0	0	JET Stoller C. (199)	0	0	0	0
AAR Dillen K. (19)	2	0	0	0	CES Copp A. (9)	1	0	0	0	NPB Baalrud S. (25)	19	0	2	0
AAR Lynn K. (40)	2	0	0	0	CES Nalepa A. (20)	1	0	3	0	NPB Aliff D. (8)	9	0	0	0
AAR Vaughn C. (97)	2	0	1	0	CES Barnes J. (199)	0	0	0	0	NPB Jefferson (19)	5	0	1	0
AAR Barnes P. (28)	1	0	0	0	CES O'Brien C. (5)	0	0	0	0	NPB Joshi C. (12)	5	0	0	0
AAR Greene S. (199)	0	0	0	0	DVY Carlson C. (9)	8	0	0	0	NPB Marentette (9)	5	0	0	0
AAR Lobdell G. (16)	0	0	0	0	DVY Hescheles (8)	6	0	0	0	NPB Holmstrom (16)	4	0	4	0
AAR Pokorney M (119)	0	0	0	0	DVY Hutton C. (16)	6	0	1	0	NPB Rouse C. (7)	4	0	0	0
AAR Schueler D (17)	0	0	0	0	DVY Perry B. (7)	6	0	0	0	NPB Talusan P. (24)	2	0	2	0
AST Huntzicker (21)	16	0	2	0	DVY Nilsson J. (11)	5	0	0	0	NPB Erps R. (14)	1	0	0	0
AST Mills J. (22)	14	0	0	0	DVY Udager A. (20)	5	0	1	0	NPB Grant J. (10)	1	0	0	0
AST Was A. (17)	6	0	1	0	DVY Caruso M. (17)	3	0	2	0	NPB Verburg A. (199)	0	0	0	0
AST Erps S. (9)	5	0	0	0	DVY Bourne B. (10)	2	0	3	0	PET Maltese C. (13)	14	0	4	0
AST Barden A. (3)	4	0	0	0	DVY Navarre G. (12)	1	0	0	0	PET Allen C. (11)	12	0	1	0
AST Waltz S. (18)	4	0	1	0	DVY Fisher J. (19)	0	0	0	0	PET Wells S. (16)	12	0	1	0
AST Kless J. (8)	2	0	0	0	DVY Weiler M. (199)	0	0	0	0	PET Opsahl Jef (19)	10	0	0	0
AST DeWolfe T. (19)	1	0	0	0	FDB Dickinson (18)	12	0	0	0	PET Peterson S (20)	5	0	0	0
AST Hula A. (11)	1	0	0	0	FDB Weiler C. (40)	12	0	0	0	PET Pawlowski (10)	4	0	0	0
AST Schroeder (4)	0	0	0	0	FDB Ellies B. (14)	5	0	0	0	PET Forward J. (15)	3	0	2	0
AST Schroeder (199)	0	0	0	0	FDB Grantham L (11)	5	0	1	0	PET Nesbitt R. (22)	1	0	0	0
AWR Lewis J. (69)	17	0	2	0	FDB Hall E. (10)	4	0	0	0	PET Boutin J. (12)	0	0	0	0
AWR Hattie M. (40)	12	0	2	0	FDB Oxender A. (9)	4	0	1	0	PET Heald D. (17)	0	0	0	0
AWR Joffe Brya (22)	6	0	2	0	FDB Sarosi M. (22)	4	0	0	0	PET Parks C. (199)	0	0	0	0
AWR Fitzpatric (7)	5	0	0	0	FDB McClelland (3)	2	0	0	0					

# AAMHL Assists by player

Winter 2025

March 6, 2026

*All = Reg Season + Playoff; PO = Playoff only; SB = Substitute only*

<i>Team</i>	<i>Name</i>	<i>All</i>	<i>PO</i>	<i>SB</i>	<i>Team</i>	<i>Name</i>	<i>All</i>	<i>PO</i>	<i>SB</i>	<i>Team</i>	<i>Name</i>	<i>All</i>	<i>PO</i>	<i>SB</i>
42N	O'Brien M. (12)	15	0	2	AWR	Johnson A. (4)	4	0	0	FDB	McClelland (3)	3	0	0
42N	Ideson R. (9)	14	0	2	AWR	Edwards S. (14)	3	0	0	FDB	Sarosi M. (22)	3	0	0
42N	Foster D. (4)	12	0	0	AWR	Fitzpatric (7)	2	0	0	FDB	Cramer M. (199)	0	0	0
42N	Ahlquist S (7)	7	0	0	AWR	Gilson T. (12)	2	0	0	JET	Stevens D. (9)	13	0	7
42N	McBride R. (8)	7	0	0	AWR	Wilkins F. (19)	2	0	2	JET	Joffe M. (4)	8	0	0
42N	Rothhaar D (15)	4	0	2	AWR	Paterson A (3)	1	0	0	JET	Porter J. (8)	6	0	0
42N	Crichton J (42)	3	0	0	AWR	Daum K. (199)	0	0	0	JET	Black S. (12)	5	0	0
42N	Yanca J. (6)	3	0	0	CES	Klempay T. (6)	8	0	0	JET	Perkins T. (7)	5	0	1
42N	Kessler S. (5)	2	0	2	CES	Langrock E (22)	8	0	1	JET	Bogard S. (13)	3	0	0
42N	Cieciek C. (199)	1	0	0	CES	Joffe E. (40)	5	0	0	JET	Crawford M (10)	3	0	0
42N	Foster M. (10)	0	0	0	CES	Nalepa A. (20)	5	0	1	JET	Frantzeska (6)	1	0	1
AAR	Jilek J. (13)	6	0	0	CES	Anday C. (8)	4	0	0	JET	Roberts J. (3)	1	0	0
AAR	Montalban (8)	6	0	2	CES	Frusti P. (7)	3	0	0	JET	Snyder J. (5)	1	0	2
AAR	Vaughn C. (97)	4	0	1	CES	Peal D. (27)	3	0	0	JET	Stoller C. (199)	0	0	0
AAR	Bartolacci (12)	3	0	2	CES	Copp A. (9)	1	0	2	NPB	Jefferson (19)	12	0	0
AAR	Lynn K. (40)	3	0	0	CES	O'Brien C. (5)	1	0	0	NPB	Joshi C. (12)	6	0	0
AAR	Barnes P. (28)	2	0	0	CES	Stefan A. (16)	1	0	0	NPB	Baalrud S. (25)	5	0	0
AAR	Dillen K. (19)	2	0	0	CES	Barnes J. (199)	0	0	0	NPB	Holmstrom (16)	5	0	3
AAR	Lobdell G. (16)	2	0	0	DVY	Nilsson J. (11)	12	0	0	NPB	Marentette (9)	4	0	0
AAR	Schueler D (17)	1	0	0	DVY	Udager A. (20)	12	0	1	NPB	Talusan P. (24)	4	0	1
AAR	Greene S. (199)	0	0	0	DVY	Perry B. (7)	6	0	0	NPB	Aliff D. (8)	3	0	0
AAR	Pokorney M (119)	0	0	0	DVY	Carlson C. (9)	4	0	0	NPB	Erps R. (14)	3	0	1
AST	Erps S. (9)	13	0	0	DVY	Caruso M. (17)	4	0	2	NPB	Grant J. (10)	3	0	0
AST	Was A. (17)	8	0	1	DVY	Hescheles (8)	4	0	1	NPB	Rouse C. (7)	3	0	0
AST	Mills J. (22)	7	0	0	DVY	Navarre G. (12)	4	0	0	NPB	Verburg A. (199)	0	0	0
AST	Huntzicker (21)	6	0	1	DVY	Bourne B. (10)	3	0	3	PET	Maltese C. (13)	12	0	0
AST	Waltz S. (18)	6	0	1	DVY	Fisher J. (19)	0	0	0	PET	Peterson S (20)	11	0	2
AST	Barden A. (3)	4	0	0	DVY	Hutton C. (16)	0	0	0	PET	Allen C. (11)	8	0	1
AST	Hula A. (11)	3	0	0	DVY	Weiler M. (199)	0	0	0	PET	Forward J. (15)	7	0	1
AST	Kless J. (8)	3	0	0	FDB	Weiler C. (40)	11	0	1	PET	Wells S. (16)	7	0	0
AST	DeWolfe T. (19)	1	0	0	FDB	Dickinson (18)	8	0	0	PET	Pawlowski (10)	6	0	0
AST	Schroeder (4)	0	0	1	FDB	Blackburn (77)	6	0	0	PET	Heald D. (17)	5	0	0
AST	Schroeder (199)	0	0	0	FDB	Ellies B. (14)	6	0	2	PET	Opsahl Jef (19)	4	0	0
AWR	Hattie M. (40)	18	0	3	FDB	Grantham L (11)	6	0	0	PET	Nesbitt R. (22)	3	0	3
AWR	Lewis J. (69)	8	0	2	FDB	Gregory E. (24)	6	0	0	PET	Boutin J. (12)	2	0	0
AWR	Clavier A. (9)	4	0	1	FDB	Oxender A. (9)	5	0	1	PET	Parks C. (199)	0	0	0
AWR	Joffe Brya (22)	4	0	2	FDB	Hall E. (10)	4	0	0					

# AAMHL Points by player

Winter 2025

March 6, 2026

*All = Reg Season + Playoff; PO = Playoff only; SB = Substitute only*

<i>Team</i>	<i>Name</i>	<i>All</i>	<i>PO</i>	<i>SB</i>	<i>Team</i>	<i>Name</i>	<i>All</i>	<i>PO</i>	<i>SB</i>	<i>Team</i>	<i>Name</i>	<i>All</i>	<i>PO</i>	<i>SB</i>
42N	O'Brien M. (12)	28	0	3	AWR	Fitzpatric (7)	7	0	0	FDB	Gregory E. (24)	6	0	1
42N	Ideson R. (9)	25	0	4	AWR	Edwards S. (14)	5	0	1	FDB	McClelland (3)	5	0	0
42N	Foster D. (4)	21	0	1	AWR	Johnson A. (4)	4	0	0	FDB	Cramer M. (199)	0	0	0
42N	McBride R. (8)	15	0	0	AWR	Gilson T. (12)	3	0	0	JET	Stevens D. (9)	28	0	8
42N	Ahlquist S (7)	14	0	0	AWR	Wilkins F. (19)	3	0	3	JET	Porter J. (8)	18	0	0
42N	Kessler S. (5)	8	0	3	AWR	Paterson A (3)	1	0	0	JET	Joffe M. (4)	12	0	0
42N	Rothhaar D (15)	7	0	4	AWR	Daum K. (199)	0	0	0	JET	Perkins T. (7)	11	0	1
42N	Crichton J (42)	4	0	0	CES	Klempay T. (6)	13	0	0	JET	Crawford M (10)	7	0	0
42N	Yanca J. (6)	4	0	0	CES	Langrock E (22)	13	0	1	JET	Black S. (12)	6	0	0
42N	Cieciek C. (199)	1	0	0	CES	Joffe E. (40)	10	0	0	JET	Bogard S. (13)	6	0	0
42N	Foster M. (10)	0	0	0	CES	Anday C. (8)	9	0	0	JET	Frantzeska (6)	2	0	1
AAR	Montalban (8)	17	0	9	CES	Frusti P. (7)	6	0	0	JET	Snyder J. (5)	2	0	4
AAR	Jilek J. (13)	14	0	0	CES	Nalepa A. (20)	6	0	4	JET	Roberts J. (3)	1	0	1
AAR	Bartolacci (12)	7	0	5	CES	Peal D. (27)	5	0	0	JET	Stoller C. (199)	0	0	0
AAR	Vaughn C. (97)	6	0	2	CES	Stefan A. (16)	4	0	1	NPB	Baalrud S. (25)	24	0	2
AAR	Lynn K. (40)	5	0	0	CES	Copp A. (9)	2	0	2	NPB	Jefferson (19)	17	0	1
AAR	Dillen K. (19)	4	0	0	CES	O'Brien C. (5)	1	0	0	NPB	Aliff D. (8)	12	0	0
AAR	Barnes P. (28)	3	0	0	CES	Barnes J. (199)	0	0	0	NPB	Joshi C. (12)	11	0	0
AAR	Lobdell G. (16)	2	0	0	DVY	Nilsson J. (11)	17	0	0	NPB	Holmstrom (16)	9	0	7
AAR	Schueler D (17)	1	0	0	DVY	Udager A. (20)	17	0	2	NPB	Marentette (9)	9	0	0
AAR	Greene S. (199)	0	0	0	DVY	Carlson C. (9)	12	0	0	NPB	Rouse C. (7)	7	0	0
AAR	Pokorney M (119)	0	0	0	DVY	Perry B. (7)	12	0	0	NPB	Talusan P. (24)	6	0	3
AST	Huntzicker (21)	22	0	3	DVY	Hescheles (8)	10	0	1	NPB	Erps R. (14)	4	0	1
AST	Mills J. (22)	21	0	0	DVY	Caruso M. (17)	7	0	4	NPB	Grant J. (10)	4	0	0
AST	Erps S. (9)	18	0	0	DVY	Hutton C. (16)	6	0	1	NPB	Verburg A. (199)	0	0	0
AST	Was A. (17)	14	0	2	DVY	Bourne B. (10)	5	0	6	PET	Maltese C. (13)	26	0	4
AST	Waltz S. (18)	10	0	2	DVY	Navarre G. (12)	5	0	0	PET	Allen C. (11)	20	0	2
AST	Barden A. (3)	8	0	0	DVY	Fisher J. (19)	0	0	0	PET	Wells S. (16)	19	0	1
AST	Kless J. (8)	5	0	0	DVY	Weiler M. (199)	0	0	0	PET	Peterson S (20)	16	0	2
AST	Hula A. (11)	4	0	0	FDB	Weiler C. (40)	23	0	1	PET	Opsahl Jef (19)	14	0	0
AST	DeWolfe T. (19)	2	0	0	FDB	Dickinson (18)	20	0	0	PET	Forward J. (15)	10	0	3
AST	Schroeder (4)	0	0	1	FDB	Ellies B. (14)	11	0	2	PET	Pawlowski (10)	10	0	0
AST	Schroeder (199)	0	0	0	FDB	Grantham L (11)	11	0	1	PET	Heald D. (17)	5	0	0
AWR	Hattie M. (40)	30	0	5	FDB	Oxender A. (9)	9	0	2	PET	Nesbitt R. (22)	4	0	3
AWR	Lewis J. (69)	25	0	4	FDB	Hall E. (10)	8	0	0	PET	Boutin J. (12)	2	0	0
AWR	Joffe Brya (22)	10	0	4	FDB	Sarosi M. (22)	7	0	0	PET	Parks C. (199)	0	0	0
AWR	Clavier A. (9)	8	0	1	FDB	Blackburn (77)	6	0	0					

# AAMHL Penalties by player

Winter 2025  
March 6, 2026

<i>Team</i>	<i>Name</i>	<i>Total</i>	<i>Category</i>	<i>Team</i>	<i>Name</i>	<i>Total</i>	<i>Category</i>	<i>Team</i>	<i>Name</i>	<i>Total</i>	<i>Category</i>
42N	Ahquist S.	2	Hooker	AWR	Gilson T.	2	Tripper	FDB	Oxender A.	1	Conformist
42N	Cieciak C.	0	Conformist	AWR	Hattie M.	1	Conformist	FDB	Sarosi M.	1	Conformist
42N	Crichton J.	1	Conformist	AWR	Joffe Bryan	0	Conformist	FDB	Weiler C.	0	Conformist
42N	Foster D.	2	Tripper	AWR	Johnson A.	0	Conformist	JET	Black S.	1	Conformist
42N	Foster M.	0	Conformist	AWR	Lewis J.	1	Conformist	JET	Bogard S.	0	Conformist
42N	Ideson R.	0	Conformist	AWR	Paterson A.	0	Conformist	JET	Crawford M.	1	Conformist
42N	Kessler S.	0	Conformist	AWR	Wilkins F.	3	Tripper	JET	Frantzeskakis P	1	Conformist
42N	McBride R.	0	Conformist	CES	Anday C.	0	Conformist	JET	Joffe M.	0	Conformist
42N	O'Brien M.	1	Conformist	CES	Barnes J.	0	Conformist	JET	Perkins T.	0	Conformist
42N	Rothhaar D.	0	Conformist	CES	Copp A.	1	Conformist	JET	Porter J.	0	Conformist
42N	Yanca J.	0	Conformist	CES	Frusti P.	1	Conformist	JET	Roberts J.	0	Conformist
AAR	Barnes P.	0	Conformist	CES	Joffe E.	0	Conformist	JET	Snyder J.	3	Checker
AAR	Bartolacci A.	1	Conformist	CES	Klempay T.	1	Conformist	JET	Stevens D.	0	Conformist
AAR	Dillen K.	1	Conformist	CES	Langrock E.	0	Conformist	JET	Stoller C.	0	Conformist
AAR	Greene S.	0	Conformist	CES	Nalepa A.	0	Conformist	NPB	Aliff D.	1	Conformist
AAR	Jilek J.	0	Conformist	CES	O'Brien C.	0	Conformist	NPB	Baalrud S.	0	Conformist
AAR	Lobdell G.	1	Conformist	CES	Peal D.	0	Conformist	NPB	Erps R.	2	Checker
AAR	Lynn K.	0	Conformist	CES	Stefan A.	0	Conformist	NPB	Grant J.	0	Conformist
AAR	Montalban A.	1	Conformist	DVY	Bourne B.	1	Conformist	NPB	Holmstrom E.	0	Conformist
AAR	Pokorney M.	0	Conformist	DVY	Carlson C.	0	Conformist	NPB	Jefferson D.	0	Conformist
AAR	Schueler D.	3	Hooker	DVY	Caruso M.	1	Conformist	NPB	Joshi C.	3	Tripper
AAR	Vaughn C.	1	Conformist	DVY	Fisher J.	0	Conformist	NPB	Marentette B.	1	Conformist
AST	Barden A.	0	Conformist	DVY	Hescheles D.	0	Conformist	NPB	Rouse C.	0	Conformist
AST	DeWolfe T.	1	Conformist	DVY	Hutton C.	0	Conformist	NPB	Talusan P.	0	Conformist
AST	Erps S.	2	Tripper	DVY	Navarre G.	0	Conformist	NPB	Verburg A.	0	Conformist
AST	Hula A.	1	Conformist	DVY	Nilsson J.	1	Conformist	PET	Allen C.	1	Conformist
AST	Huntzicker D.	1	Conformist	DVY	Perry B.	1	Conformist	PET	Boutin J.	0	Conformist
AST	Kless J.	1	Conformist	DVY	Udager A.	3	Hooker	PET	Forward J.	0	Conformist
AST	Mills J.	1	Conformist	DVY	Weiler M.	0	Conformist	PET	Heald D.	0	Conformist
AST	Schroeder B.	1	Conformist	FDB	Blackburn R.	1	Conformist	PET	Maltese C.	0	Conformist
AST	Schroeder D.	0	Conformist	FDB	Cramer M.	0	Conformist	PET	Nesbitt R.	2	Hooker
AST	Waltz S.	2	Checker	FDB	Dickinson G.	0	Conformist	PET	Opsahl Jeff	4	Tripper
AST	Was A.	1	Conformist	FDB	Ellies B.	0	Conformist	PET	Parks C.	0	Conformist
AWR	Clavier A.	1	Conformist	FDB	Grantham L.	1	Conformist	PET	Pawlowski B.	1	Conformist
AWR	Daum K.	0	Conformist	FDB	Gregory E.	0	Conformist	PET	Peterson S.	0	Conformist
AWR	Edwards S.	0	Conformist	FDB	Hall E.	2	Hooker	PET	Wells S.	1	Conformist
AWR	Fitzpatrick M.	1	Conformist	FDB	McClelland J.	0	Conformist				

# Points Per Game By Year

Winter 2025  
March 6, 2026

Name	Points per Game per Year				Trend	Name	Points per Game per Year				Trend	Name	Points per Game per Year				Trend
	2025	2024	2023	2022	Rank		2025	2024	2023	2022	Rank		2025	2024	2023	2022	Rank
Ahlquist S.	0.65	0.63	0.92	0.73		Gilson T.	0.15	0.43	0.33	0.40		Nalepa A.	0.60	0.27	0.50	0.55	
Aliff D.	1.09	0.00	0.00	0.00		Grant J.	0.13	0.15	0.23	0.37		Navarre G.	0.15	0.24	0.13	0.34	
Allen C.	1.05	0.00	0.00	0.00		Grantham L.	0.54	0.50	0.64	0.60		Nesbitt R.	0.39	0.12	0.30	0.29	
Anday C.	1.29	0.00	0.00	0.00		Gregory E.	0.29	0.28	0.17	0.38		Nilsson J.	1.27	1.42	1.47	1.36	
Baalrud S.	1.19	1.00	0.00	0.00		Hall E.	0.55	0.85	1.00	1.00		O'Brien C.	0.33	0.45	0.27	0.38	
Barden A.	0.33	0.27	0.00	0.00		Hattie M.	1.80	0.00	0.00	0.00		O'Brien M.	1.59	1.16	1.58	1.39	
Barnes P.	0.16	0.43	0.35	0.24		Heald D.	0.29	0.32	0.18	0.18		Opsahl Jeff	0.52	0.31	0.28	0.63	
Bartolacci A.	0.75	0.58	0.00	0.00		Hescheles D.	0.71	0.70	0.57	0.58		Oxender A.	1.09	0.96	1.05	1.08	
Black S.	0.67	0.00	0.00	0.00		Holmstrom E.	0.76	0.67	0.91	0.90		Paterson A.	0.19	0.36	0.14	0.33	
Blackburn R.	0.32	0.27	0.31	0.54		Hula A.	0.21	0.13	0.19	0.00		Pawlowski B.	0.55	0.68	0.38	0.49	
Bogard S.	0.33	0.40	0.26	0.43		Huntzicker D.	1.36	1.98	1.91	1.67		Peal D.	0.21	0.15	0.19	0.20	
Bourne B.	0.92	0.83	0.94	0.00		Hutton C.	0.41	0.36	0.37	0.33	1	Perkins T.	1.04	1.12	0.98	0.72	
Boutin J.	0.30	0.35	0.13	0.47		Ideson R.	1.29	0.00	0.00	0.00		Perry B.	0.56	0.74	0.89	1.00	
Carlson C.	1.26	1.08	0.91	1.31		Jefferson D.	0.84	0.89	0.96	0.69		Peterson S.	0.75	0.95	0.70	1.42	
Caruso M.	0.69	0.00	0.00	0.00		Jilek J.	1.07	1.02	0.00	0.00		Pokorney M.	1.00	0.90	0.78	0.80	
Clavier A.	0.45	0.53	0.50	0.92		Joffe Bryan	0.58	0.60	0.00	0.00		Porter J.	1.20	0.73	1.29	1.16	
Copp A.	0.31	0.42	0.19	0.21		Joffe E.	1.00	1.41	1.02	1.16		Roberts J.	0.22	0.21	0.37	0.73	
Crawford M.	0.93	0.63	1.07	0.82		Joffe M.	0.59	0.78	0.59	1.10		Rothhaar D.	0.52	0.00	0.00	0.00	
Crichton J.	0.26	0.33	0.12	0.48		Johnson A.	0.17	0.14	0.16	0.18		Rouse C.	0.29	0.20	0.37	0.30	
DeWolfe T.	0.32	0.58	0.54	0.49		Joshi C.	0.69	0.00	0.00	0.00		Sarosi M.	0.33	0.29	0.42	0.30	
Dickinson G.	1.50	1.08	0.83	1.39		Kessler S.	0.48	0.39	0.25	0.52		Schroeder B.	0.08	0.00	0.00	0.00	
Dillen K.	0.38	0.46	0.00	0.53		Klempay T.	1.11	0.00	0.00	0.00		Schueler D.	0.21	0.36	0.33	0.50	
Edwards S.	0.35	0.23	0.68	0.59		Kless J.	0.34	0.36	0.48	0.38		Snyder J.	0.23	0.00	0.00	0.00	
Ellies B.	0.58	0.53	0.69	0.71		Langrock E.	0.58	0.63	0.35	0.00		Stefan A.	0.44	0.35	0.05	0.26	
Erps R.	0.21	0.16	0.19	0.30		Lewis J.	1.21	0.00	0.00	0.00		Stevens D.	1.57	1.40	1.20	1.33	
Erps S.	0.97	1.41	1.33	1.34		Lobdell G.	0.16	0.28	0.19	0.32		Talusan P.	0.48	0.16	0.47	0.31	
Fisher J.	0.03	0.09	0.12	0.12		Lynn K.	0.25	0.24	0.00	0.00		Udager A.	0.68	0.66	0.73	0.00	
Fitzpatrick M.	0.40	0.66	0.76	1.05		Maltese C.	1.33	1.39	1.77	0.00		Vaughn C.	0.37	0.85	0.41	1.23	
Forward J.	0.75	0.29	0.53	0.43		Marentette B.	1.00	0.00	0.00	0.00		Waltz S.	0.55	0.46	0.32	0.66	
Foster D.	0.97	0.78	1.03	1.23		McBride R.	0.76	0.53	0.54	0.67		Was A.	1.07	0.00	0.00	0.00	
Foster M.	0.14	0.25	0.22	0.24		McClelland J.	0.33	0.34	0.23	0.25		Weiler C.	1.22	1.15	0.98	1.00	
Frantzeskakis P.	0.41	0.38	0.24	0.42		Mills J.	1.17	0.00	0.00	0.00		Wells S.	0.94	1.11	0.57	0.94	
Frusti P.	0.92	1.12	1.82	1.42		Montalban A.	1.23	1.38	1.68	0.00		Wilkins F.	0.23	0.09	0.33	0.26	
												Yanca J.	0.57	0.00	0.00	0.00	

Trend Rank = A rank of the players with an increasing rate of the number of points per game per year over the last 5 years.

The rank number is based on the slope of a least-square linear fit to the last five years of points per game data for each player.

The lower the rank number the greater the rate of increase in points per game per year.

The quality of the fit (coefficient of determination) must be greater than 0.4 to be assigned a rank

# Player points since 2006

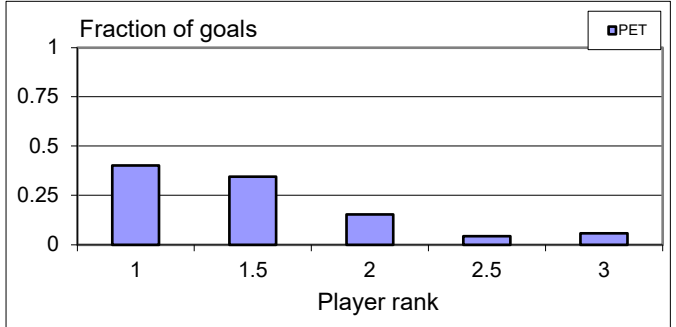
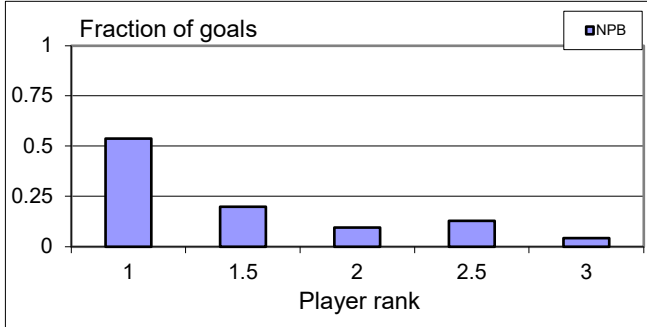
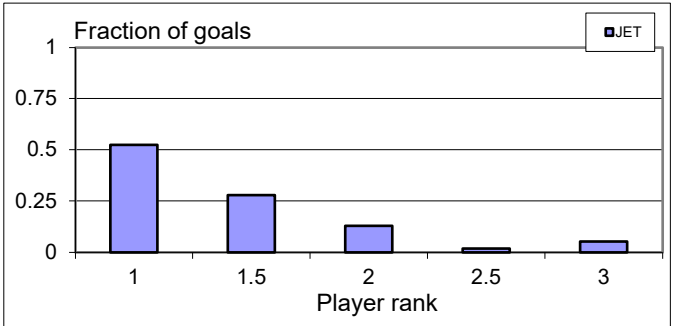
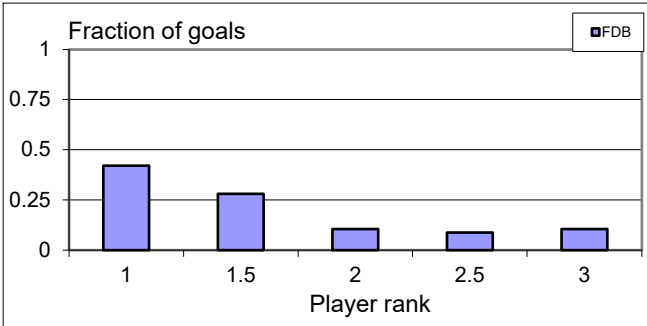
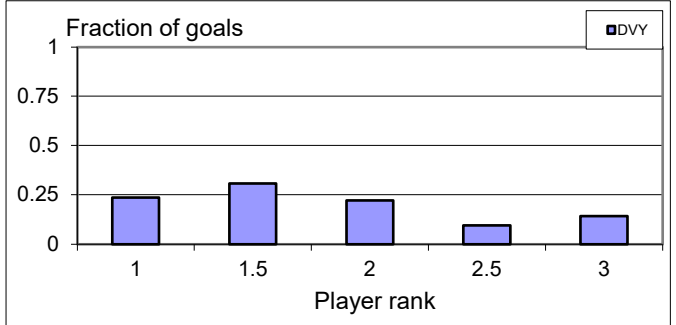
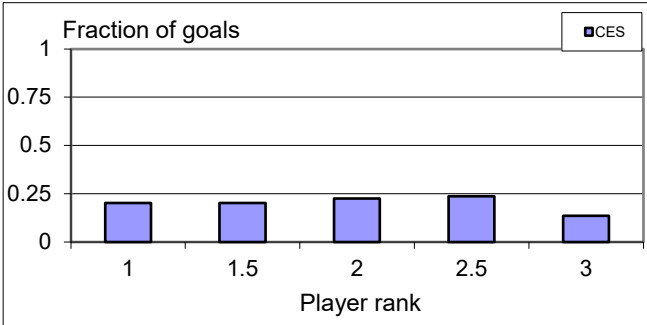
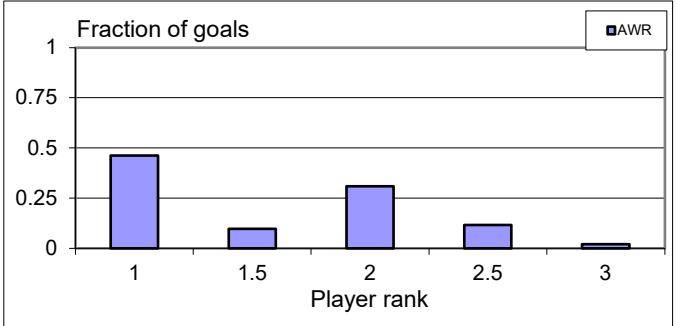
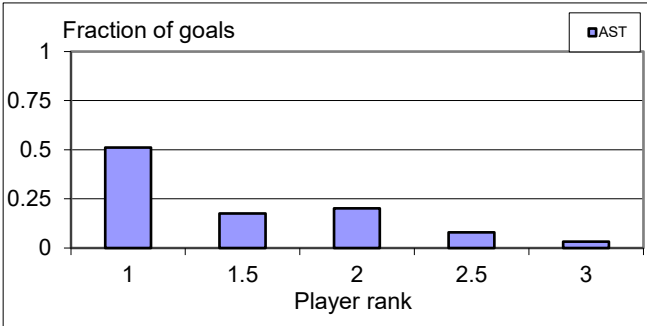
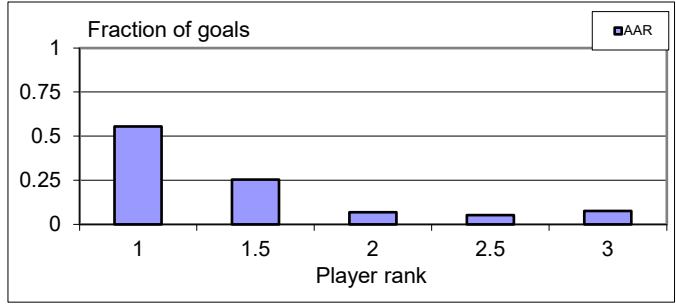
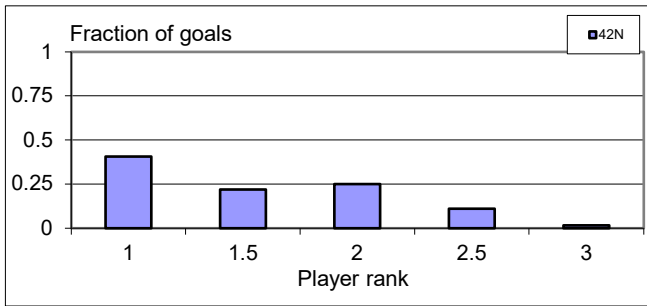
Winter 2025  
March 6, 2026

Name	Games	Goals	Asists	Points/Game	Name	Games	Goals	Asists	Points/Game	Name	Games	Goals	Asists	Points/Game
Ahlquist S.	219	69	91	0.73	Gilson T.	552	134	185	0.58	Nilsson J.	149	106	102	1.40
Aliff D.	10	9	3	1.20	Grant J.	194	10	43	0.27	O'Brien C.	400	46	163	0.52
Allen C.	15	12	8	1.33	Grantham L.	857	410	425	0.97	O'Brien M.	395	333	331	1.68
Anday C.	7	5	4	1.29	Greene S.	390	0	0	0.00	Opsahl Jeff	432	209	221	1.00
Baalrud S.	53	44	17	1.15	Gregory E.	326	59	110	0.52	Oxender A.	188	97	87	0.98
Barden A.	59	8	9	0.29	Hall E.	284	170	143	1.10	Parks C.	163	0	6	0.04
Barnes J.	694	0	14	0.02	Hattie M.	34	23	41	1.88	Paterson A.	282	34	74	0.38
Barnes P.	928	218	368	0.63	Heald D.	238	14	49	0.26	Pawlowski B.	254	88	70	0.62
Bartolacci A.	69	28	20	0.70	Hescheles D.	253	94	81	0.69	Peal D.	480	44	98	0.30
Black S.	8	1	5	0.75	Holmstrom E.	345	204	147	1.02	Perkins T.	247	134	113	1.00
Blackburn R.	331	78	107	0.56	Hula A.	108	6	13	0.18	Perry B.	585	301	411	1.22
Bogard S.	812	252	284	0.66	Huntzicker D.	381	464	284	1.96	Peterson S.	383	156	202	0.93
Bourne B.	70	22	37	0.84	Hutton C.	247	54	59	0.46	Pokorney M.	811	592	462	1.30
Boutin J.	724	176	261	0.60	Ideson R.	29	16	24	1.38	Porter J.	195	160	97	1.32
Carlson C.	235	187	131	1.35	Jefferson D.	189	95	77	0.91	Roberts J.	472	95	188	0.60
Caruso M.	14	3	4	0.50	Jilek J.	69	42	32	1.07	Rothhaar D.	14	3	4	0.50
Cieciak C.	447	1	10	0.02	Joffe Bryan	76	22	22	0.58	Rouse C.	209	16	43	0.28
Clavier A.	346	140	157	0.86	Joffe E.	453	426	257	1.51	Sarosi M.	785	181	225	0.52
Copp A.	411	23	156	0.44	Joffe M.	456	236	308	1.19	Schroeder B.	11	0	0	0.00
Cramer M.	198	0	1	0.01	Johnson A.	774	15	152	0.22	Schroeder D.	620	2	6	0.01
Crawford M.	200	87	96	0.92	Joshi C.	16	5	6	0.69	Schueler D.	614	86	211	0.48
Crichton J.	801	251	287	0.67	Kessler S.	394	80	95	0.44	Snyder J.	15	1	1	0.13
Daum K.	56	0	0	0.00	Klempay T.	28	14	17	1.11	Stefan A.	426	60	80	0.33
DeWolfe T.	430	167	184	0.82	Kless J.	507	79	130	0.41	Stevens D.	213	173	134	1.44
Dickinson G.	141	97	65	1.15	Langrock E.	91	17	33	0.55	Stoller C.	191	0	0	0.00
Dillen K.	96	17	26	0.45	Lewis J.	17	17	8	1.47	Talusan P.	149	23	28	0.34
Edwards S.	232	30	73	0.44	Lobdell G.	352	57	93	0.43	Udager A.	120	32	56	0.73
Ellies B.	319	115	108	0.70	Lynn K.	72	8	10	0.25	Vaughn C.	317	137	116	0.80
Erps R.	360	30	74	0.29	Maltese C.	92	78	56	1.46	Verburg A.	214	0	0	0.00
Erps S.	787	657	503	1.47	Marentette B.	8	5	4	1.13	Waltz S.	220	63	51	0.52
Fisher J.	742	13	155	0.23	McBride R.	192	61	71	0.69	Was A.	14	6	8	1.00
Fitzpatrick M.	499	253	212	0.93	McClelland J.	890	110	297	0.46	Weiler C.	162	89	86	1.08
Forward J.	704	244	322	0.80	Mills J.	16	14	7	1.31	Weiler M.	82	0	0	0.00
Foster D.	519	341	265	1.17	Montalban A.	92	62	62	1.35	Wells S.	190	110	72	0.96
Foster M.	499	40	95	0.27	Nalepa A.	222	29	69	0.44	Wilkins F.	175	22	28	0.29
Frantzeskakis P.	738	85	228	0.42	Navarre G.	630	165	178	0.54	Yanca J.	7	1	3	0.57
Frusti P.	210	188	122	1.48	Nesbitt R.	190	18	52	0.37					

\*Games = Total number of possible games played starting in September 2006 including games played as a substitute.

# Goals by Ranking

Winter 2025  
March 6, 2026



Goals are normalized by the number of players at each rank level.