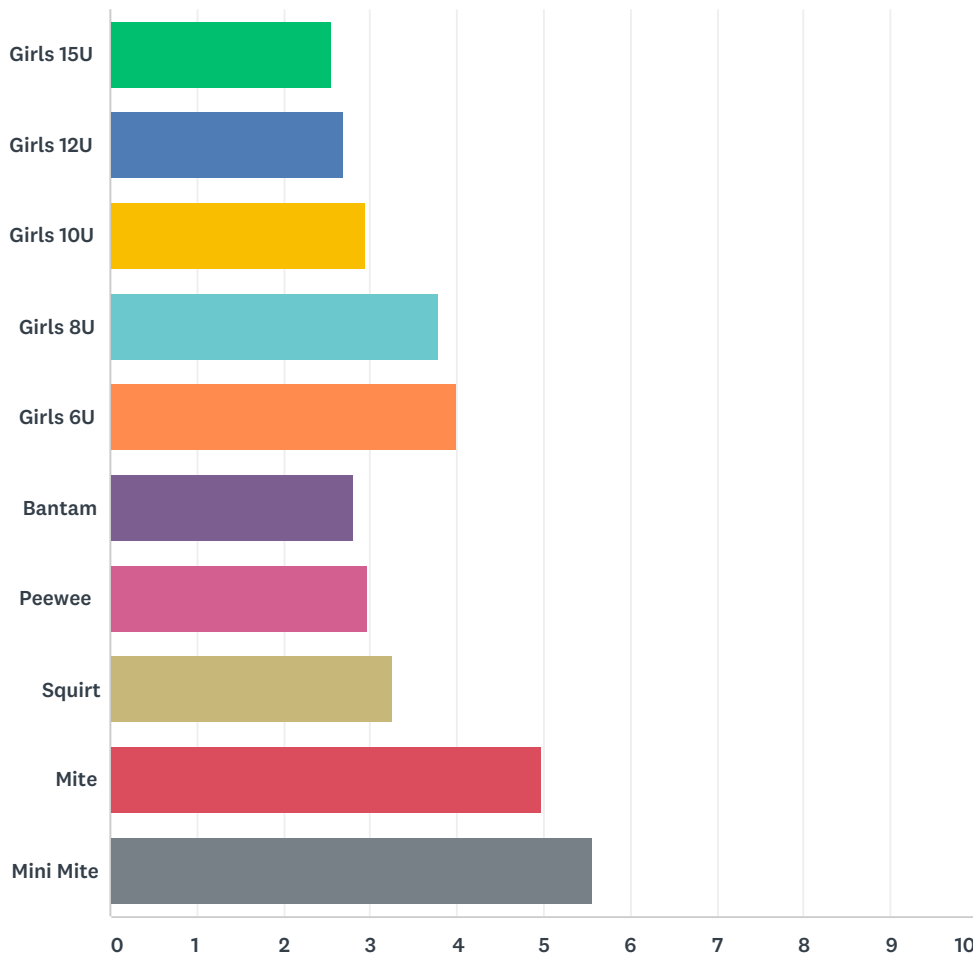


Q1 Please select your player's playing level for last season (2017-18). If you have multiple players select all that apply. If you have players at the same level (e.g. Bantam, Mite, Girls 6U, etc), please use the 'other' section to fill-in the level of play for the other player(s). (Please Note: The designations AA, A, B, C apply to Squirt/10U, PW/12U, BN/15U levels of play. The designations 1, 2, 3 apply to the Mite/MiniMite levels of play. For Girls 6U/8U, please mark 'N/A' for designation):

Answered: 217 Skipped: 0

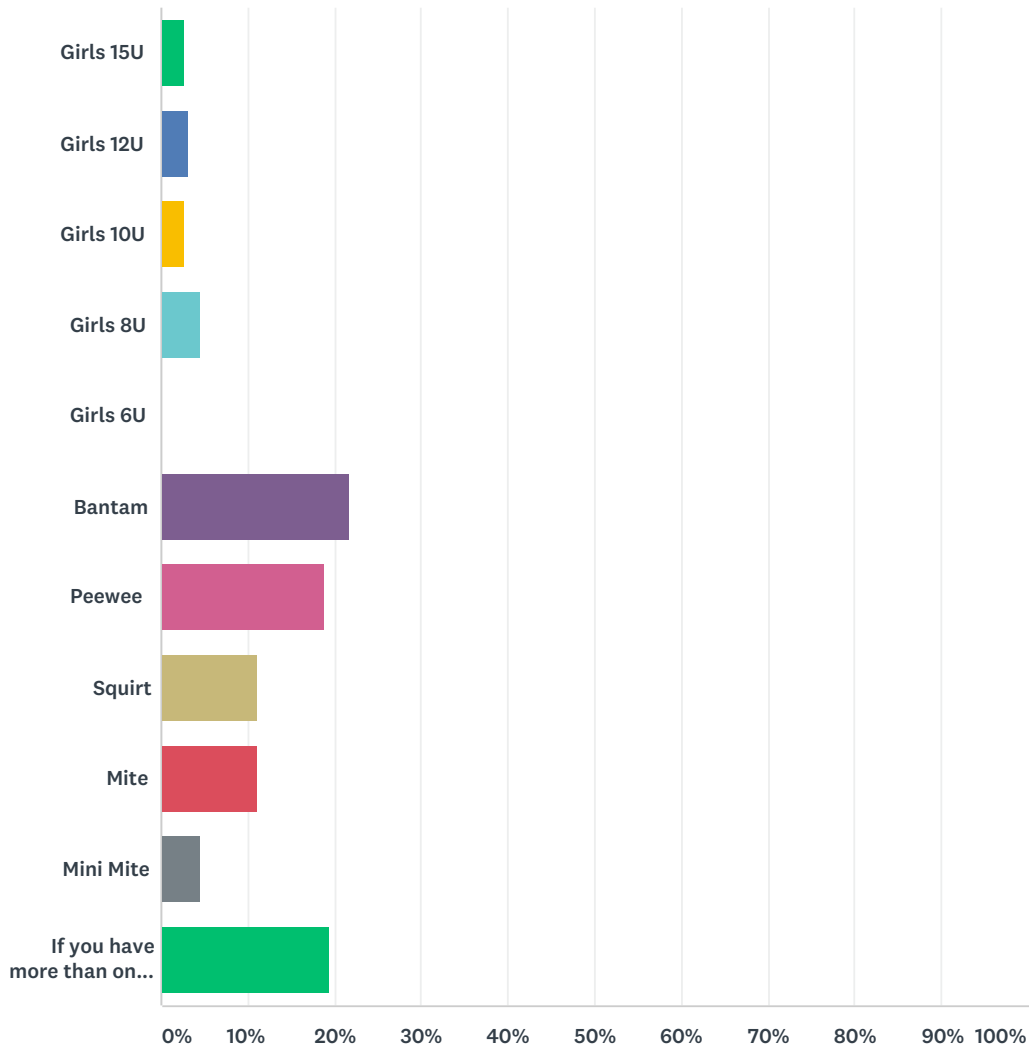


	AA	A	B	C	3	2	1	N/A	TOTAL	WEIGHTED AVERAGE
Girls 15U	0.00%	57.14%	0.00%	0.00%	0.00%	0.00%	7.14%	35.71%	14	2.56
Girls 12U	0.00%	25.00%	56.25%	0.00%	0.00%	0.00%	0.00%	18.75%	16	2.69
Girls 10U	0.00%	5.00%	75.00%	0.00%	0.00%	0.00%	0.00%	20.00%	20	2.94
Girls 8U	0.00%	11.11%	22.22%	0.00%	5.56%	5.56%	5.56%	50.00%	18	3.78

Girls 6U	8.33% 1	0.00% 0	0.00% 0	0.00% 0	8.33% 1	8.33% 1	0.00% 0	75.00% 9	12	4.00
Bantam	21.05% 8	13.16% 5	42.11% 16	10.53% 4	0.00% 0	5.26% 2	2.63% 1	5.26% 2	38	2.81
Pewee	5.08% 3	15.25% 9	49.15% 29	23.73% 14	0.00% 0	0.00% 0	0.00% 0	6.78% 4	59	2.98
Squirt	2.33% 1	11.63% 5	37.21% 16	41.86% 18	0.00% 0	0.00% 0	0.00% 0	6.98% 3	43	3.27
Mite	10.20% 5	2.04% 1	6.12% 3	2.04% 1	28.57% 14	30.61% 15	14.29% 7	6.12% 3	49	4.98
Mini Mite	0.00% 0	2.50% 1	0.00% 0	0.00% 0	37.50% 15	37.50% 15	10.00% 4	12.50% 5	40	5.57

**Q2 For the next season (2018-19), what level will your player play? If you have multiple players, please list all your players' level of play in the comment field.**

Answered: 217 Skipped: 0

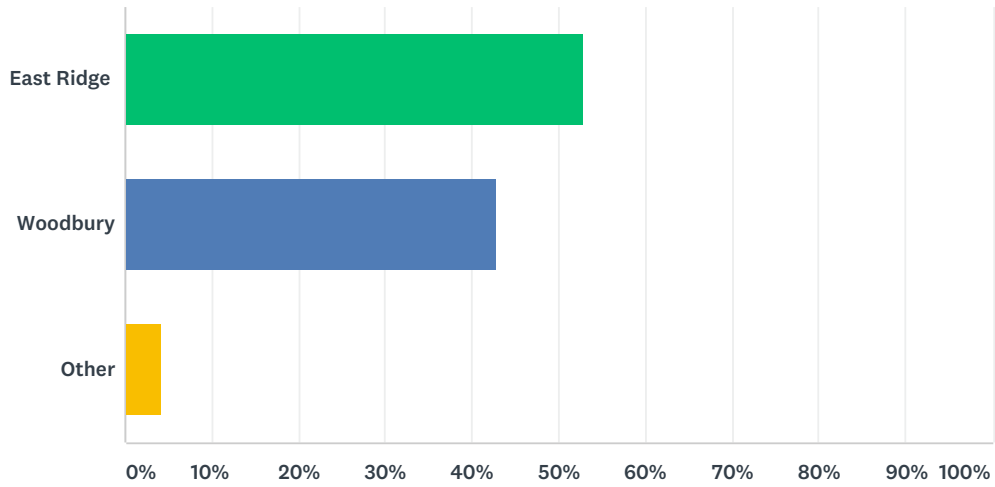


ANSWER CHOICES	RESPONSES	
Girls 15U	2.76%	6
Girls 12U	3.23%	7
Girls 10U	2.76%	6
Girls 8U	4.61%	10
Girls 6U	0.00%	0
Bantam	21.66%	47
Peewee	18.89%	41
Squirt	11.06%	24

Mite	11.06%	24
Mini Mite	4.61%	10
If you have more than one player, please list players' level of play here (using the choices above):	19.35%	42
<b>TOTAL</b>		<b>217</b>

### Q3 Does your family live in the East Ridge or Woodbury high school boundary?

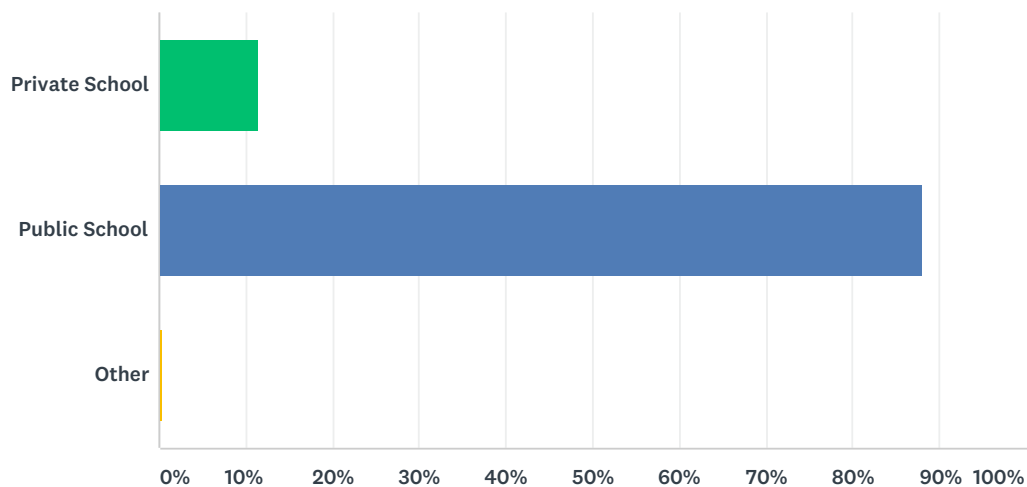
Answered: 217 Skipped: 0



ANSWER CHOICES	RESPONSES
East Ridge	53.00% 115
Woodbury	42.86% 93
Other	4.15% 9
TOTAL	217

### Q4 Does your player(s) currently attend a public or private school?

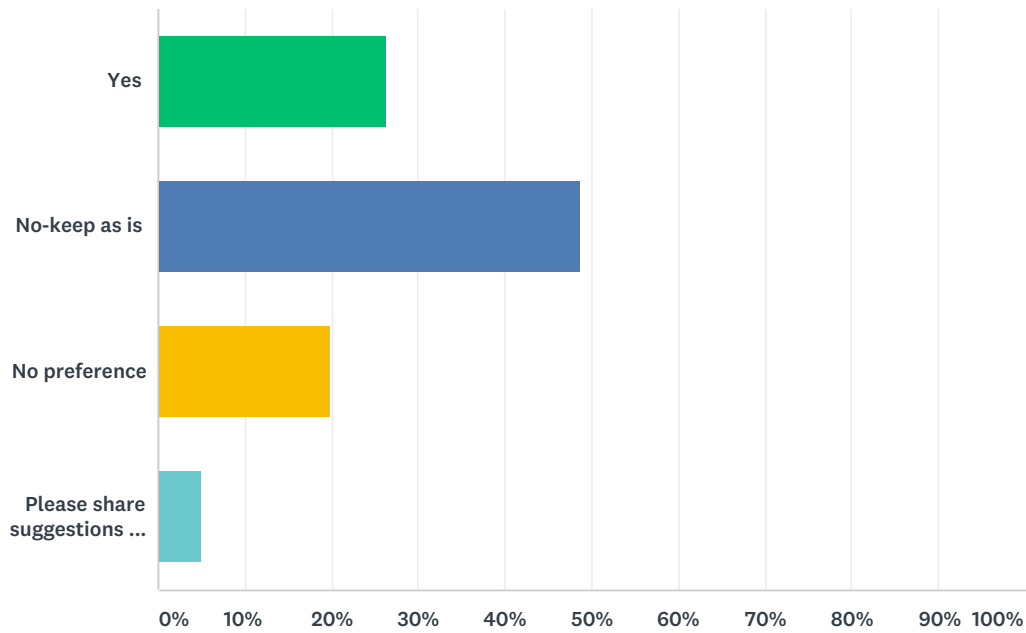
Answered: 217 Skipped: 0



ANSWER CHOICES	RESPONSES
Private School	11.52% 25
Public School	88.02% 191
Other	0.46% 1
<b>TOTAL</b>	<b>217</b>

### Q5 As a member, would you support a name change for our Club to WOODBURY EAST RIDGE HOCKEY CLUB?

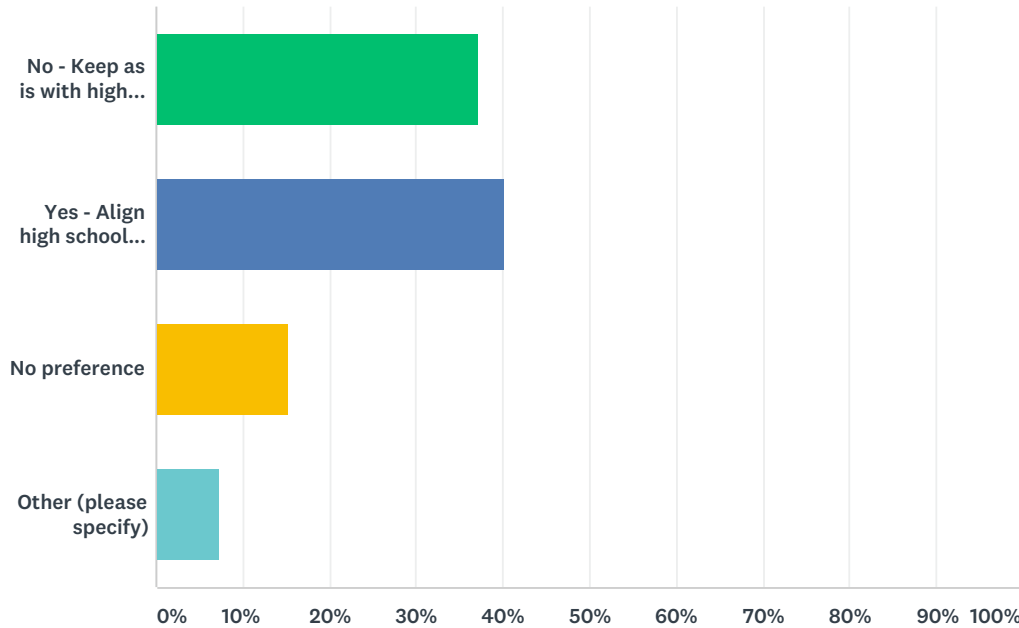
Answered: 217 Skipped: 0



ANSWER CHOICES	RESPONSES	
Yes	26.27%	57
No-keep as is	48.85%	106
No preference	19.82%	43
Please share suggestions for another name here:	5.07%	11
<b>TOTAL</b>		<b>217</b>

**Q6 When it is possible and when it would not have a significant impact on development, would you support splitting teams at the Bantam and Peewee levels by high school boundary? For example, if we have 2 B1 teams, we would draft 1 team from WHS boundary players and the 2nd team from ERHS boundary players. Please note: This split is at the team level; it is NOT a split of the association**

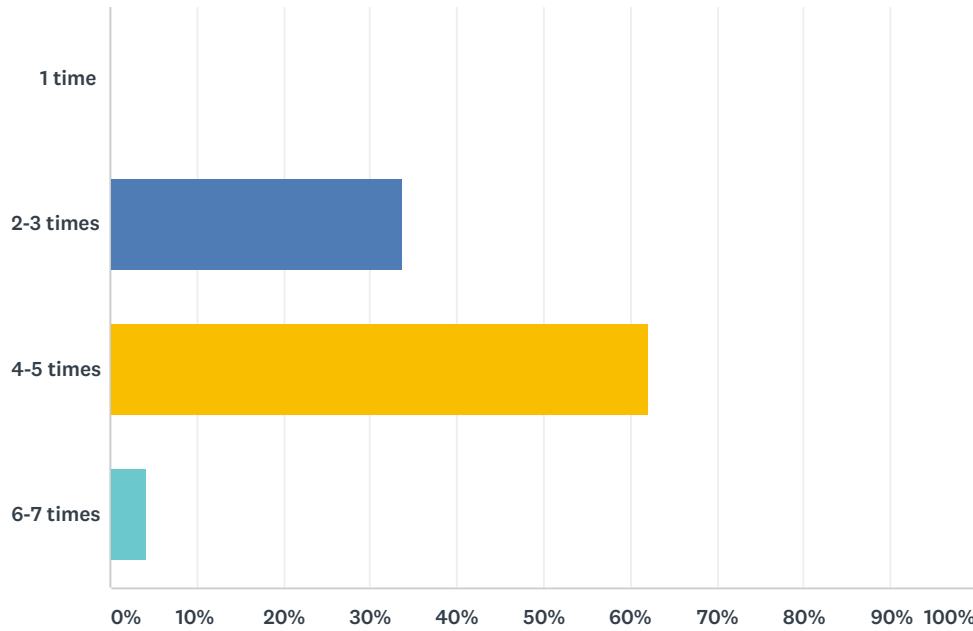
Answered: 217 Skipped: 0



ANSWER CHOICES	RESPONSES	
No - Keep as is with high school boundaries playing no role in team selection	37.33%	81
Yes - Align high school boundary and then by tryout/assessment results	40.09%	87
No preference	15.21%	33
Other (please specify)	7.37%	16
<b>TOTAL</b>		<b>217</b>

### Q7 Please select how many times per week (in season) you would like to see your player skate:

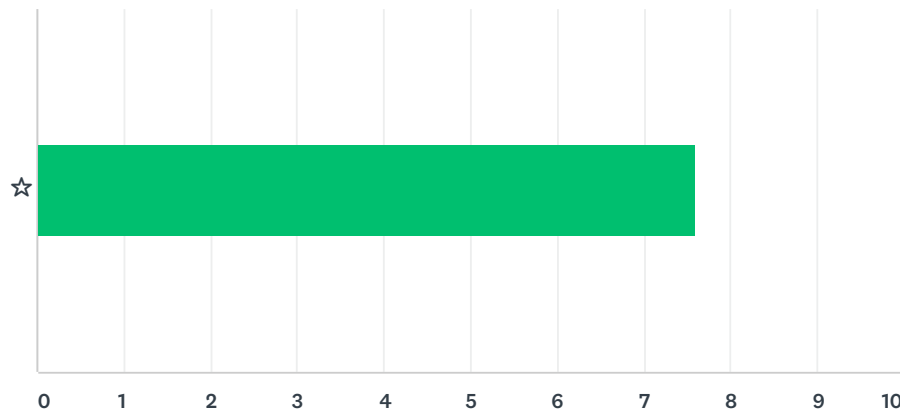
Answered: 217 Skipped: 0



ANSWER CHOICES	RESPONSES
1 time	0.00% 0
2-3 times	33.64% 73
4-5 times	62.21% 135
6-7 times	4.15% 9
TOTAL	217

### Q8 On a scale of 1-10, 10 being the highest score, how likely is it that you would recommend our Club to a friend or another family?

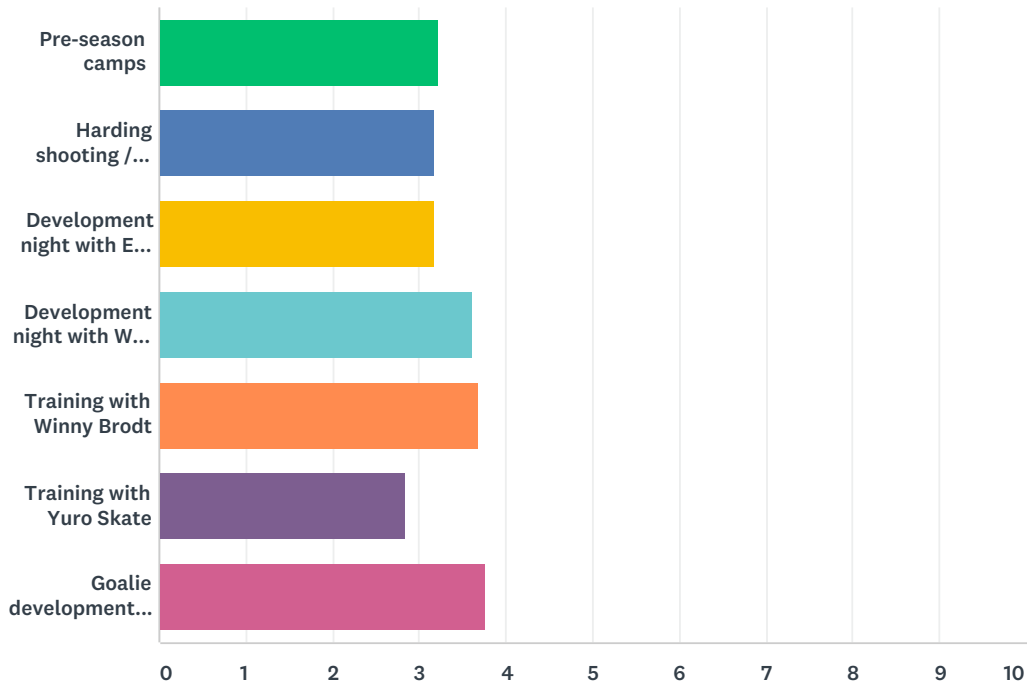
Answered: 215 Skipped: 2



	1	2	3	4	5	6	7	8	9	10	TOTAL	WEIGHTED AVERAGE
☆	2.33%	3.26%	1.40%	3.72%	5.58%	9.30%	12.56%	21.86%	15.81%	24.19%	215	7.59
	5	7	3	8	12	20	27	47	34	52		

### Q9 Please rate the following development offerings:

Answered: 216 Skipped: 1



	POOR	BELOW AVERAGE	AVERAGE	ABOVE AVERAGE	EXCELLENT	N/A	TOTAL	WEIGHTED AVERAGE
Pre-season camps	4.63% 10	8.33% 18	47.69% 103	22.22% 48	7.87% 17	9.26% 20	216	3.22
Harding shooting / stick handling area	4.19% 9	13.02% 28	37.67% 81	18.14% 39	8.37% 18	18.60% 40	215	3.17
Development night with ERHS high school coaches	5.58% 12	9.77% 21	23.72% 51	18.14% 39	7.44% 16	35.35% 76	215	3.19
Development night with WHS high school coaches	3.26% 7	4.19% 9	21.40% 46	23.26% 50	13.95% 30	33.95% 73	215	3.61
Training with Winny Brodt	0.96% 2	2.39% 5	8.13% 17	10.53% 22	6.70% 14	71.29% 149	209	3.68
Training with Yuro Skate	9.43% 20	10.85% 23	16.04% 34	12.26% 26	4.72% 10	46.70% 99	212	2.85
Goalie development with M.E.G.A	0.93% 2	3.27% 7	8.41% 18	10.28% 22	10.28% 22	66.82% 143	214	3.77