

AAMHL Standings

Winter 2024
April 18, 2025

Regular Season

Team	Pts	Won	Lost	Tied	GF	GA	GS	GNA
1 Knight's Steakhouse	33	15	4	3	110	64	26	23
2 Ann Arbor Rug and Carp	29	14	7	1	97	64	20	30
3 AstroTurf	28	12	6	4	73	52	13	19
4 Corby Energy Services	24	9	7	6	64	71	20	16
5 Forward Design Build	23	10	9	3	68	64	15	19
6 North Peak Brewing Co.	22	10	10	2	72	76	15	16
7 Jets Pizza	19	9	12	1	65	80	14	11
8 Rayconnect Inter.	15	6	13	3	63	82	7	16
9 Wolverine State Brewer	14	5	13	4	48	69	21	16
10 Cliff Keen Athletic	13	6	15	1	53	91	13	13

GF = Goals for; GA = Goals against; GS = Goals by substitute players; GNA = Goals unassisted

Regular season rank rules: 1-points; 2-most wins (regulation time only); 3-head-to-head; 4-goals for; 5-goals against

PlayOff Season

Team	Pts	Won	Lost	Tied	GF	GA	GS	GNA
1 Jets Pizza	7	1	0	0	5	1	0	1
2 Wolverine State Brewer	7	1	0	0	4	1	2	2
3 Ann Arbor Rug and Carp	6	1	0	0	7	2	1	2
4 North Peak Brewing Co.	5	1	0	0	5	3	3	1
5 Rayconnect Inter.	5	1	0	0	6	3	1	2
6 Knight's Steakhouse	2	0	1	0	3	5	0	1
7 Corby Energy Services	2	0	1	0	3	6	0	1
8 Cliff Keen Athletic	1	0	1	0	2	7	1	0
9 AstroTurf	0	0	1	0	1	4	0	1
10 Forward Design Build	0	0	1	0	1	5	0	0

Rank: 1-points; 2-most playoff wins; 3- head-to-head playoff pts; 4-head-to-head reg. season; 5-regular season standings

No playoff points will be awarded to a team that is playing with fewer than 11 players.

Player stats.: Top two from each team for each category

Team	Name	Goals	Assists	Total Pts.	Name	Pnlty Min.	Penalty Violation	
AAR	Erps S. (9)	25	Huntzicker (28)	18	Huntzicker (28)	41	Erps S. (9)	4
AAR	Huntzicker (28)	23	Erps S. (9)	14	Erps S. (9)	39	Grenham R. (7)	4
AST	Weiler C. (11)	20	Weiler C. (11)	14	Weiler C. (11)	34	Dickinson (8)	12
AST	Baalrud S. (27)	14	DeWolfe T. (19)	7	Dickinson (8)	20	Nesbitt R. (22)	8
CES	Joffe E. (9)	17	Joffe E. (9)	9	Joffe E. (9)	26	O'Brien C. (5)	6
CES	Joffe M. (22)	10	Joffe M. (22)	9	Joffe M. (22)	19	Conley J. (13)	4
CKA	Bartolacci (5)	9	Bonkowski (11)	9	Bonkowski (11)	15	Paterson A (12)	12
CKA	Bonkowski (11)	6	Frusti P. (16)	8	Frusti P. (16)	13	Frantzeska (15)	8
FDB	Stevens D. (19)	21	Stevens D. (19)	15	Stevens D. (19)	36	Boutin J. (6)	6
FDB	O'Brien M. (11)	16	Udager A. (7)	10	O'Brien M. (11)	24	Udager A. (7)	6
JET	Nilsson J. (11)	14	Carlson C. (9)	15	Carlson C. (9)	25	Langrock E (3)	4
JET	Carlson C. (9)	10	Nilsson J. (11)	11	Nilsson J. (11)	25	Nilsson J. (11)	4
KNT	Gal J. (7)	42	Gal J. (7)	24	Gal J. (7)	66	Hescheles (3)	12
KNT	Jordan N. (5)	18	Bourne B. (8)	14	Jordan N. (5)	31	Bourne B. (8)	10
NPB	Maltese C. (7)	19	Peterson S (22)	10	Maltese C. (7)	28	Kroll J. (14)	8
NPB	Jefferson (19)	8	Jefferson (19)	9	Jefferson (19)	17	Stefan A. (16)	6
RCI	Wells S. (9)	17	Montalban (6)	9	Wells S. (9)	21	Ahlquist S (2)	6
RCI	Foster D. (4)	13	Ahlquist S (2)	7	Foster D. (4)	20	Barry J. (13)	2
WSB	Jilek J. (12)	10	Porter J. (10)	8	Jilek J. (12)	15	Edwards S. (13)	8
WSB	Perkins T. (20)	8	Jilek J. (12)	5	Perkins T. (20)	13	Perkins T. (20)	6

AAMHL Standings

Winter 2024
April 18, 2025

Game Log Matrix (Won, Lost, Tied, Goals for)

	AAR	AST	CES	CKA	FDB	JET	KNT	NPB	RCI	WSB
AAR		1, 0, 1, 6	0, 2, 0, 1	0, 4, 0, 11	0, 2, 0, 3	1, 1, 0, 4	3, 0, 0, 17	1, 2, 0, 8	0, 3, 0, 9	1, 1, 0, 7
AST	0, 1, 1, 5		2, 1, 0, 7	1, 1, 0, 8	2, 0, 1, 11	0, 2, 1, 6	1, 1, 0, 6	0, 2, 0, 3	0, 2, 0, 2	1, 2, 1, 8
CES	2, 0, 0, 9	1, 2, 0, 9		1, 1, 1, 10	0, 1, 1, 6	0, 3, 0, 8	2, 0, 0, 12	0, 1, 1, 4	1, 1, 1, 11	1, 0, 2, 8
CKA	4, 0, 0, 24	1, 1, 0, 8	1, 1, 1, 8		3, 0, 0, 15	1, 1, 0, 6	1, 1, 0, 9	1, 1, 0, 8	2, 0, 0, 9	2, 1, 0, 11
FDB	2, 0, 0, 7	0, 2, 1, 8	1, 0, 1, 7	0, 3, 0, 4		3, 1, 0, 13	2, 0, 1, 16	2, 0, 0, 10	0, 2, 0, 2	0, 2, 0, 2
JET	1, 1, 0, 9	2, 0, 1, 16	3, 0, 0, 15	1, 1, 0, 4	1, 3, 0, 7		2, 0, 0, 14	2, 1, 0, 8	0, 2, 0, 6	0, 2, 0, 2
KNT	0, 3, 0, 12	1, 1, 0, 4	0, 2, 0, 4	1, 1, 0, 5	0, 2, 1, 7	0, 2, 0, 5		2, 1, 1, 19	1, 1, 1, 9	0, 2, 0, 4
NPB	2, 1, 0, 9	2, 0, 0, 7	1, 0, 1, 8	1, 1, 0, 8	0, 2, 0, 6	1, 2, 0, 9	1, 2, 1, 19		1, 2, 0, 8	1, 1, 0, 5
RCI	3, 0, 0, 19	2, 0, 0, 6	1, 1, 1, 11	0, 2, 0, 2	2, 0, 0, 7	2, 0, 0, 12	1, 1, 1, 10	2, 1, 0, 13		0, 2, 1, 5
WSB	1, 1, 0, 10	2, 1, 1, 10	0, 1, 2, 6	1, 2, 0, 3	2, 0, 0, 7	2, 0, 0, 7	2, 0, 0, 10	1, 1, 0, 4	2, 0, 1, 13	

Schedule, teams (h vs v), and scores (w vs l)*

30-Oct-2024	06-Nov-2024	13-Nov-2024	20-Nov-2024	27-Nov-2024	04-Dec-2024
N8 AST 3 vs WSB 1	N8 WSB 4 vs CES 4	S8 CES 5 vs JET 4	N8 CES 3 vs AST 2	S8 AST 4 vs CKA 1	N8 CKA 5 vs NPB 3
S8 RCI 5 vs KNT 4	S8 FDB 6 vs CKA 2	N9 KNT 6 vs NPB 6	S8 KNT 3 vs FDB 0	N9 AAR 6 vs WSB 2	S8 FDB 4 vs WSB 2
N9 NPB 4 vs AAR 2	N9 AST 5 vs JET 0	S9 WSB 3 vs CKA 0	N9 RCI 4 vs WSB 2	S9 KNT 8 vs JET 1	N9 JET 7 vs RCI 4
S9 JET 3 vs FDB 0	S9 KNT 5 vs AAR 4	N10 FDB 5 vs AST 3	S9 NPB 5 vs JET 4	N10 FDB 5 vs RCI 1	S9 AAR 5 vs CES 1
N10 CES 4 vs CKA 4	N10 RCI 4 vs NPB 3	S10 AAR 6 vs RCI 4	N10 AAR 8 vs CKA 3	S10 CES 3 vs NPB 3	N10 AST 3 vs KNT 2
11-Dec-2024	18-Dec-2024	08-Jan-2025	15-Jan-2025	22-Jan-2025	29-Jan-2025
S8 RCI 4 vs CKA 1	S8 KNT 6 vs WSB 2	S8 JET 2 vs AAR 1	S8 AAR 2 vs NPB 1	N8 AAR 3 vs CKA 2	S8 CES 1 vs WSB 1
N9 AAR 4 vs FDB 1	N9 NPB 6 vs FDB 3	N9 CES 5 vs FDB 4	N9 KNT 3 vs RCI 3	S8 JET 3 vs NPB 0	N9 AST 4 vs JET 4
S9 AST 4 vs NPB 2	S9 CKA 4 vs JET 2	S9 AST 3 vs RCI 1	S9 AST 5 vs WSB 2	N9 WSB 2 vs RCI 2	S9 KNT 5 vs AAR 3
N10 JET 4 vs WSB 2	N10 CES 5 vs RCI 2	N10 NPB 4 vs WSB 2	N10 CKA 4 vs CES 1	S9 CES 4 vs AST 2	N10 FDB 6 vs CKA 0
S10 KNT 6 vs CES 0	S10 AAR 4 vs AST 4	S10 KNT 7 vs CKA 1	S10 JET 5 vs FDB 3	N10 KNT 5 vs FDB 5	S10 NPB 5 vs RCI 2
05-Feb-2025	12-Feb-2025	19-Feb-2025	26-Feb-2025	05-Mar-2025	12-Mar-2025
S8 CES 5 vs JET 1	S8 FDB 2 vs RCI 1	N8 FDB 3 vs WSB 0	S8 RCI 5 vs CKA 1	N8 AAR 8 vs JET 2	N8 NPB 4 vs FDB 3
N9 AAR 7 vs RCI 3	N9 CKA 7 vs AST 4	S8 KNT 4 vs AST 1	N9 KNT 6 vs CES 4	S8 FDB 2 vs CES 2	S8 RCI 3 vs CES 3
S9 FDB 4 vs AST 3	S9 CES 5 vs NPB 1	N9 JET 5 vs RCI 2	S9 AAR 3 vs FDB 2	N9 CKA 4 vs KNT 2	N9 AST 2 vs AAR 1
N10 KNT 6 vs NPB 3	N10 WSB 5 vs AAR 4	S9 NPB 5 vs CKA 3	N10 JET 3 vs WSB 0	S9 WSB 3 vs NPB 0	S9 KNT 4 vs WSB 2
S10 WSB 8 vs CKA 1	S10 KNT 6 vs JET 4	N10 AAR 4 vs CES 0	S10 AST 3 vs NPB 1	N10 AST 3 vs RCI 1	N10 JET 4 vs CKA 0
19-Mar-2025	26-Mar-2025	02-Apr-2025	09-Apr-2025	16-Apr-2025	23-Apr-2025
N8 AST 1 vs WSB 1	N8 KNT 7 vs AAR 5	N8 AST 5 vs CES 0	N8 NPB 5 vs KNT 4	N8 RCI 6 vs CES 3	N8 CES 0 vs NPB 0
S8 KNT 3 vs RCI 1	S8 NPB 5 vs RCI 2	S8 NPB 3 vs JET 2	S8 AAR 6 vs RCI 2	S8 AAR 7 vs CKA 2	S8 FDB 0 vs CKA 0
N9 CES 3 vs CKA 2	N9 FDB 3 vs CKA 2	N9 KNT 8 vs FDB 2	N9 CES 5 vs JET 3	N9 NPB 5 vs KNT 3	N9 AST 0 vs JET 0
S9 FDB 3 vs JET 0	S9 WSB 3 vs CES 1	S9 AAR 6 vs CKA 4	S9 CKA 2 vs WSB 0	S9 WSB 4 vs AST 1	S9 KNT 0 vs WSB 0
N10 AAR 5 vs NPB 3	N10 AST 7 vs JET 2	N10 RCI 7 vs WSB 1	N10 FDB 2 vs AST 2	N10 JET 5 vs FDB 1	N10 AAR 0 vs RCI 0
30-Apr-2025	07-May-2025	14-May-2025	21-May-2025	00-Jan-1900	00-Jan-1900
N8 FDB 0 vs WSB 0	N8 AST 0 vs CKA 0	N8 AAR 0 vs WSB 0	N8 _1_0 vs _4_0	0 0 vs 0 0	0 0 vs 0 0
S8 KNT 0 vs RCI 0	S8 KNT 0 vs JET 0	S8 AST 0 vs RCI 0	S8 _2_0 vs _3_0	0 0 vs 0 0	0 0 vs 0 0
N9 AAR 0 vs JET 0	N9 AAR 0 vs NPB 0	N9 FDB 0 vs NPB 0	N9 DRH 0 vs DRV 0	0 0 vs 0 0	0 0 vs 0 0
S9 CES 0 vs CKA 0	S9 FDB 0 vs RCI 0	S9 CES 0 vs JET 0	S9 C1H 0 vs C1V 0	0 0 vs 0 0	0 0 vs 0 0
N10 AST 0 vs NPB 0	N10 CES 0 vs WSB 0	N10 KNT 0 vs CKA 0	N10 C2H 0 vs C2V 0	0 0 vs 0 0	0 0 vs 0 0
00-Jan-1900	00-Jan-1900	00-Jan-1900			
0 0 vs 0 0	0 0 vs 0 0	0 0 vs 0 0	*Shootout Game		
0 0 vs 0 0	0 0 vs 0 0	0 0 vs 0 0			
0 0 vs 0 0	0 0 vs 0 0	0 0 vs 0 0	Rink and game times:		
0 0 vs 0 0	0 0 vs 0 0	0 0 vs 0 0	N8 = North Rink at 8 pm; S8.5 = South Rink at 8:30 pm; etc.		
0 0 vs 0 0	0 0 vs 0 0	0 0 vs 0 0	Home team is listed first		

Goal and Assist

Winter 2024
April 18, 2025

Game Date	Team	Period	No	Goal	Assist	Assist
4/16/2025	AAR	1	1	Pokorney M. (2)	Kessler S. (13)	
4/16/2025	AAR	1	2	Pokorney M. (2)	Grenham R. (7)	Copp A. (40)
4/16/2025	AAR	1	3	Erps S. (9)	Huntzicker D. (28)	Schueler D. (17)
4/16/2025	AAR	1	4	Copp A. (40)	Pokorney M. (2)	
4/16/2025	AAR	1	5	Erps S. (9)		
4/16/2025	AAR	1	6	Kessler S. (13)	Erps S. (9)	Schueler D. (17)
4/16/2025	AAR	2	7	Kessler S. (13)		
4/16/2025	AST	1	1	Dickinson G. (8)		
4/16/2025	CES	1	1	Joffe E. (9)	Nesbitt R. (10)	
4/16/2025	CES	1	2	Joffe E. (9)		
4/16/2025	CES	2	3	Joffe E. (9)	Ideson R. (69)	
4/16/2025	CKA	1	1	Wilson Ken (18)	DeWolfe T. (100)	Hattie M. (6)
4/16/2025	CKA	2	2	Hattie M. (6)	Joffe Bryan (7)	
4/16/2025	FDB	1	1	Stevens D. (19)	Udager A. (7)	
4/16/2025	JET	1	1	Langrock E. (3)	Teeter J. (7)	Barnes P. (2)
4/16/2025	JET	1	2	Langrock E. (3)	Marini B. (15)	
4/16/2025	JET	2	3	Nilsson J. (11)	Carlson C. (9)	
4/16/2025	JET	2	4	Carlson C. (9)		
4/16/2025	JET	2	5	Langrock E. (3)	Ellies B. (12)	
4/16/2025	KNT	1	1	Gal J. (7)	Gilson T. (10)	Gregory E. (15)
4/16/2025	KNT	2	2	Gal J. (7)	Bourne B. (8)	
4/16/2025	KNT	2	3	Gal J. (7)		
4/16/2025	NPB	1	1	Lewis J. (17)		
4/16/2025	NPB	1	2	Maltese C. (7)	Perry B. (6)	Rothhaar D. (24)
4/16/2025	NPB	1	3	Lewis J. (17)	Copp A. (9)	
4/16/2025	NPB	1	4	Lewis J. (17)	Maltese C. (7)	
4/16/2025	NPB	2	5	Perry B. (6)	Copp A. (9)	Maltese C. (7)
4/16/2025	RCI	1	1	Weston J. (14)	Pawlowski B. (5)	
4/16/2025	RCI	2	2	Wells S. (9)		
4/16/2025	RCI	2	3	Wells S. (9)	Montalban A. (6)	
4/16/2025	RCI	2	4	Pawlowski B. (5)	Weston J. (14)	
4/16/2025	RCI	2	5	Pawlowski B. (5)	McClelland J. (16)	
4/16/2025	RCI	2	6	Montalban A. (6)		
4/16/2025	WSB	1	1	Nalepa A. (2)	Nilsson J. (21)	
4/16/2025	WSB	1	2	Milliken S. (3)		
4/16/2025	WSB	2	3	Was A. (9)	Joshi C. (96)	Reinholt S. (5)
4/16/2025	WSB	2	4	Perkins T. (20)		

*Sub Rating Change for Playoff and Finals; Period: 4=Overtime; 5=Shootout

Penalties

Winter 2024

April 18, 2025

<i>Game Date</i>	<i>Team</i>	<i>No</i>	<i>Name</i>	<i>Offense</i>
4/16/2025	CES	1	Joffe M.	Trip
4/16/2025	KNT	1	Gal J.	Cross Check
4/16/2025	KNT	2	Gilson T.	High Stick
4/16/2025	NPB	1	Kroll J.	Trip
4/16/2025	NPB	2	Stefan A.	Hook
4/16/2025	WSB	1	Perkins T.	Trip

Rostered and NonRostered Subs

Winter 2024
April 18, 2025

Date	GameType	Team	Rostered Players			Sub Player			Status
			Name	Jersey	Draft No	Name	Jersey	Draft No	
4/16/2025	PlayOff	AAR	Rouse C.	19	80	Copp A.	40	83	Rostered
4/16/2025	PlayOff	AAR	Kless J.	8	110	Marine J.	12	100	NonRostered
4/16/2025	PlayOff	AST	Baalrud S.	27	10	Stevens D.	9	25	Rostered
4/16/2025	PlayOff	CES	Larson E.	16	7	Dickinson G.	7	11	Rostered
4/16/2025	PlayOff	CES	Crawford M.	28	24	Ideson R.	69	21	NonRostered
4/16/2025	PlayOff	CES	O'Brien C.	5	54	Nesbitt R.	10	51	Rostered
4/16/2025	PlayOff	CES	Conley J.	13	94	Macgillivray C.	20	95	Rostered
4/16/2025	PlayOff	CKA	Frusti P.	16	5	Hattie M.	6	1	NonRostered
4/16/2025	PlayOff	CKA	Bartolacci A.	5	45	DeWolfe T.	100	50	Rostered
4/16/2025	PlayOff	CKA	Johnson A.	3	106	DeWolfe S.	23	101	Rostered
4/16/2025	PlayOff	FDB	Parks C.	199	35	Cieciek C.	299	39	Rostered
4/16/2025	PlayOff	FDB	McBride R.	10	46	Klempay T.	55	45	NonRostered
4/16/2025	PlayOff	FDB	Opsahl Jeff	12	55	Was A.	15	64	NonRostered
4/16/2025	PlayOff	JET	Clavier A.	10	12	Marini B.	15	18	NonRostered
4/16/2025	PlayOff	JET	Stoller C.	199	32	Scaparrotti M.	299	34	NonRostered
4/16/2025	PlayOff	JET	Fisher J.	6	92	Hula A.	5	90	Rostered
4/16/2025	PlayOff	KNT	Jordan N.	5	19	Plunkett B.	6	26	NonRostered
4/16/2025	PlayOff	KNT	Erps R.	2	79	Grant J.	14	77	Rostered
4/16/2025	PlayOff	NPB	Church M.	4	18	Rothhaar D.	24	22	NonRostered
4/16/2025	PlayOff	NPB	Peterson S.	22	28	Lewis J.	17	27	NonRostered
4/16/2025	PlayOff	NPB	Sturgeon R.	12	108	Barnes P.	18	102	Rostered
4/16/2025	PlayOff	RCI	Barry J.	13	17	Nalepa A.	24	23	Rostered
4/16/2025	PlayOff	RCI	Foster D.	4	44	Weston J.	14	43	NonRostered
4/16/2025	PlayOff	RCI	Navarre G.	11	64	Hescheles D.	110	62	Rostered
4/16/2025	PlayOff	RCI	Foster M.	10	97	McClelland J.	16	91	Rostered
4/16/2025	PlayOff	RCI	Rensberger T.	15	107	Reinholt S.	114	103	Rostered
4/16/2025	PlayOff	WSB	Jilek J.	12	8	Nilsson J.	21	9	Rostered
4/16/2025	PlayOff	WSB	Edwards S.	13	53	Was A.	9	64	NonRostered
4/16/2025	PlayOff	WSB	Dillen K.	7	68	Milliken S.	3	67	Rostered
4/16/2025	PlayOff	WSB	Roberts J.	8	88	Joshi C.	96	93	NonRostered

AAMHL Goals by player

Winter 2024

April 18, 2025

All = Reg Season + Playoff; PO = Playoff only; SB = Substitute only; SO = Shootout

Team Name	All	PO	SB	SO	Team Name	All	PO	SB	SO	Team Name	All	PO	SB	SO
AAR Erps S. (9)	25	2	0	0	CKA Frantzeska (15)	3	0	0	0	KNT Gilson T. (10)	2	0	0	0
AAR Huntzicker (28)	23	0	0	0	CKA Hall E. (8)	3	0	1	0	KNT Gregory E. (15)	1	0	0	0
AAR Pokorney M (2)	10	2	1	0	CKA Joffe Brya (7)	3	0	1	0	KNT Cieciek C. (199)	0	0	0	0
AAR Kessler S. (13)	7	2	3	0	CKA Paterson A (12)	2	0	4	0	NPB Maltese C. (7)	19	1	0	0
AAR Vaughn C. (97)	6	0	3	0	CKA Wilson Ken (18)	2	1	0	0	NPB Jefferson (19)	8	0	1	0
AAR Kless J. (8)	4	0	0	0	CKA Johnson A. (3)	1	0	0	0	NPB Perry B. (6)	8	1	0	0
AAR Grenham R. (7)	2	0	0	0	CKA Barnes J. (199)	0	0	0	0	NPB Kroll J. (14)	6	0	0	0
AAR Rouse C. (19)	1	0	0	0	FDB Stevens D. (19)	21	1	8	0	NPB Church M. (4)	5	0	0	0
AAR Schueler D (17)	1	0	0	0	FDB O'Brien M. (11)	16	0	2	0	NPB Peterson S (22)	5	0	1	0
AAR Schroeder (199)	0	0	0	0	FDB Udager A. (7)	5	0	2	0	NPB Sturgeon R (12)	3	0	0	0
AAR Wilkins F. (99)	0	0	0	0	FDB McBride R. (10)	4	0	0	0	NPB Barden A. (8)	2	0	1	0
AST Weiler C. (11)	20	0	3	0	FDB Boutin J. (6)	3	0	0	0	NPB Stefan A. (16)	2	0	2	0
AST Baalrud S. (27)	14	0	7	0	FDB Crichton J (16)	2	0	4	0	NPB Copp A. (9)	1	0	1	0
AST Dickinson (8)	13	1	0	0	FDB Reyes P. (4)	2	0	0	0	NPB Greene S. (199)	0	0	0	0
AST DeWolfe T. (19)	4	0	1	0	FDB Bogard S. (14)	1	0	0	0	RCI Wells S. (9)	17	2	0	0
AST Waltz S. (18)	4	0	1	0	FDB Macgillivr (5)	0	0	1	0	RCI Foster D. (4)	13	0	0	0
AST McClelland (3)	3	0	1	0	FDB Opsahl Jef (12)	0	0	0	0	RCI Pawlowski (5)	13	2	0	0
AST Hula A. (2)	1	0	0	0	FDB Parks C. (199)	0	0	0	0	RCI Ahlquist S (2)	6	0	0	0
AST Nesbitt R. (22)	1	0	0	0	JET Nilsson J. (11)	14	1	1	0	RCI Montalban (6)	6	1	3	0
AST DeWolfe S. (7)	0	0	0	0	JET Carlson C. (9)	10	1	3	0	RCI Barry J. (13)	3	0	0	0
AST Forward J. (4)	0	0	0	0	JET Fitzpatric (8)	8	0	4	0	RCI Foster M. (10)	3	0	0	0
AST Verburg A. (199)	0	0	0	0	JET Clavier A. (10)	5	0	0	0	RCI Daum K. (199)	0	0	0	0
CES Joffe E. (9)	17	3	0	0	JET Ellies B. (12)	5	0	0	0	RCI Grant J. (12)	0	0	0	0
CES Joffe M. (22)	10	0	0	0	JET Langrock E (3)	5	3	1	0	RCI Navarre G. (11)	0	0	3	0
CES Larson E. (16)	5	0	0	0	JET Teeter J. (7)	4	0	0	0	RCI Rensberger (15)	0	0	0	0
CES Crawford M (28)	4	0	1	0	JET Barnes P. (2)	3	0	0	0	WSB Jilek J. (12)	10	0	0	0
CES Lynn K. (27)	4	0	0	0	JET Fisher J. (6)	1	0	0	0	WSB Perkins T. (20)	8	1	2	0
CES Sarosi M. (40)	4	0	1	0	JET Blackburn (4)	0	0	0	0	WSB Grantham L (11)	4	0	0	0
CES Conley J. (13)	1	0	0	0	JET Stoller C. (199)	0	0	0	0	WSB Porter J. (10)	2	0	0	0
CES Milliken S (8)	1	0	1	0	KNT Gal J. (7)	42	3	6	0	WSB Dillen K. (7)	1	0	0	0
CES O'Brien C. (5)	1	0	0	0	KNT Jordan N. (5)	18	0	1	0	WSB Edwards S. (13)	1	0	0	0
CES Peal D. (45)	0	0	0	0	KNT Heschales (3)	7	0	0	0	WSB Nalepa A. (2)	1	1	0	0
CES Weiler M. (199)	0	0	0	0	KNT Bourne B. (8)	4	0	0	0	WSB Roberts J. (8)	1	0	0	0
CKA Bartolacci (5)	9	0	1	0	KNT Heald D. (9)	4	0	0	0	WSB Ciatti A. (199)	0	0	0	0
CKA Bonkowski (11)	6	0	0	0	KNT Oxender A. (13)	4	0	0	0	WSB Reinholt S (5)	0	0	0	0
CKA Frusti P. (16)	5	0	1	0	KNT Gregory A. (11)	3	0	0	0	WSB Talusan P. (55)	0	0	0	0
CKA Lobdell G. (17)	4	0	0	0	KNT Erps R. (2)	2	0	0	0					

AAMHL Assists by player

Winter 2024

April 18, 2025

All = Reg Season + Playoff; PO = Playoff only; SB = Substitute only

<i>Team</i>	<i>Name</i>	<i>All</i>	<i>PO</i>	<i>SB</i>	<i>Team</i>	<i>Name</i>	<i>All</i>	<i>PO</i>	<i>SB</i>	<i>Team</i>	<i>Name</i>	<i>All</i>	<i>PO</i>	<i>SB</i>
AAR	Huntzicker (28)	18	1	0	CKA	Paterson A (12)	5	0	1	KNT	Erps R. (2)	3	0	0
AAR	Erps S. (9)	14	1	0	CKA	Bartolacci (5)	3	0	1	KNT	Gregory A. (11)	3	0	1
AAR	Pokorney M (2)	7	1	0	CKA	Wilson Ken (18)	3	0	1	KNT	Cieciak C. (199)	2	0	0
AAR	Schueler D (17)	7	2	0	CKA	Hall E. (8)	2	0	0	NPB	Peterson S (22)	10	0	3
AAR	Kessler S. (13)	6	1	2	CKA	Barnes J. (199)	0	0	0	NPB	Jefferson (19)	9	0	0
AAR	Kless J. (8)	6	0	1	CKA	Johnson A. (3)	0	0	1	NPB	Maltese C. (7)	9	2	0
AAR	Grenham R. (7)	5	1	3	CKA	Lobdell G. (17)	0	0	0	NPB	Church M. (4)	8	0	1
AAR	Rouse C. (19)	4	0	0	FDB	Stevens D. (19)	15	0	7	NPB	Copp A. (9)	7	2	1
AAR	Vaughn C. (97)	3	0	6	FDB	Udager A. (7)	10	1	2	NPB	Kroll J. (14)	7	0	0
AAR	Schroeder (199)	0	0	0	FDB	O'Brien M. (11)	8	0	0	NPB	Perry B. (6)	7	1	1
AAR	Wilkins F. (99)	0	0	0	FDB	McBride R. (10)	6	0	0	NPB	Sturgeon R (12)	4	0	0
AST	Weiler C. (11)	14	0	1	FDB	Bogard S. (14)	4	0	0	NPB	Barden A. (8)	3	0	3
AST	DeWolfe T. (19)	7	0	2	FDB	Boutin J. (6)	4	0	0	NPB	Stefan A. (16)	3	0	0
AST	Dickinson (8)	7	0	0	FDB	Crichton J (16)	3	0	1	NPB	Greene S. (199)	0	0	0
AST	Baalrud S. (27)	5	0	3	FDB	Macgillivr (5)	3	0	0	RCI	Montalban (6)	9	1	1
AST	McClelland (3)	3	0	1	FDB	Reyes P. (4)	3	0	0	RCI	Ahquist S (2)	7	0	0
AST	Hula A. (2)	2	0	1	FDB	Opsahl Jef (12)	0	0	0	RCI	Foster D. (4)	7	0	0
AST	Nesbitt R. (22)	2	0	1	FDB	Parks C. (199)	0	0	0	RCI	Barry J. (13)	5	0	0
AST	DeWolfe S. (7)	1	0	0	JET	Carlson C. (9)	15	1	0	RCI	Pawlowski (5)	5	1	0
AST	Waltz S. (18)	1	0	0	JET	Nilsson J. (11)	11	0	4	RCI	Wells S. (9)	4	0	0
AST	Forward J. (4)	0	0	0	JET	Ellies B. (12)	9	1	0	RCI	Foster M. (10)	2	0	0
AST	Verburg A. (199)	0	0	0	JET	Barnes P. (2)	6	1	1	RCI	Grant J. (12)	2	0	0
CES	Joffe E. (9)	9	0	0	JET	Langrock E (3)	6	0	4	RCI	Navarre G. (11)	1	0	1
CES	Joffe M. (22)	9	0	0	JET	Blackburn (4)	5	0	0	RCI	Rensberger (15)	1	0	0
CES	Crawford M (28)	7	0	0	JET	Clavier A. (10)	5	0	0	RCI	Daum K. (199)	0	0	0
CES	Larson E. (16)	5	0	0	JET	Teeter J. (7)	5	1	0	WSB	Porter J. (10)	8	0	0
CES	Milliken S (8)	5	0	1	JET	Fitzpatric (8)	4	0	4	WSB	Jilek J. (12)	5	0	1
CES	Conley J. (13)	4	0	0	JET	Fisher J. (6)	1	0	0	WSB	Perkins T. (20)	5	0	0
CES	Lynn K. (27)	3	0	0	JET	Stoller C. (199)	0	0	0	WSB	Grantham L (11)	4	0	0
CES	O'Brien C. (5)	3	0	0	KNT	Gal J. (7)	24	0	1	WSB	Dillen K. (7)	2	0	0
CES	Peal D. (45)	2	0	0	KNT	Bourne B. (8)	14	1	0	WSB	Edwards S. (13)	2	0	1
CES	Sarosi M. (40)	2	0	0	KNT	Jordan N. (5)	13	0	1	WSB	Nalepa A. (2)	2	0	1
CES	Weiler M. (199)	0	0	0	KNT	Gilson T. (10)	10	1	0	WSB	Reinholt S (5)	2	1	0
CKA	Bonkowski (11)	9	0	0	KNT	Oxender A. (13)	8	0	0	WSB	Roberts J. (8)	1	0	0
CKA	Frusti P. (16)	8	0	4	KNT	Gregory E. (15)	6	1	0	WSB	Ciatti A. (199)	0	0	0
CKA	Joffe Brya (7)	7	1	0	KNT	Heald D. (9)	6	0	0	WSB	Talusan P. (55)	0	0	0
CKA	Frantzeska (15)	6	0	0	KNT	Hescheles (3)	5	0	0					

AAMHL Points by player

Winter 2024

April 18, 2025

All = Reg Season + Playoff; PO = Playoff only; SB = Substitute only

<i>Team</i>	<i>Name</i>	<i>All</i>	<i>PO</i>	<i>SB</i>	<i>Team</i>	<i>Name</i>	<i>All</i>	<i>PO</i>	<i>SB</i>	<i>Team</i>	<i>Name</i>	<i>All</i>	<i>PO</i>	<i>SB</i>
AAR	Huntzicker (28)	41	1	0	CKA	Frantzeska (15)	9	0	0	KNT	Gregory A. (11)	6	0	1
AAR	Erps S. (9)	39	3	0	CKA	Paterson A (12)	7	0	5	KNT	Erps R. (2)	5	0	0
AAR	Pokorney M (2)	17	3	1	CKA	Hall E. (8)	5	0	1	KNT	Cieciek C. (199)	2	0	0
AAR	Kessler S. (13)	13	3	5	CKA	Wilson Ken (18)	5	1	1	NPB	Maltese C. (7)	28	3	0
AAR	Kless J. (8)	10	0	1	CKA	Lobdell G. (17)	4	0	0	NPB	Jefferson (19)	17	0	1
AAR	Vaughn C. (97)	9	0	9	CKA	Johnson A. (3)	1	0	1	NPB	Perry B. (6)	15	2	1
AAR	Schueler D (17)	8	2	0	CKA	Barnes J. (199)	0	0	0	NPB	Peterson S (22)	15	0	4
AAR	Grenham R. (7)	7	1	3	FDB	Stevens D. (19)	36	1	15	NPB	Church M. (4)	13	0	1
AAR	Rouse C. (19)	5	0	0	FDB	O'Brien M. (11)	24	0	2	NPB	Kroll J. (14)	13	0	0
AAR	Schroeder (199)	0	0	0	FDB	Udager A. (7)	15	1	4	NPB	Copp A. (9)	8	2	2
AAR	Wilkins F. (99)	0	0	0	FDB	McBride R. (10)	10	0	0	NPB	Sturgeon R (12)	7	0	0
AST	Weiler C. (11)	34	0	4	FDB	Boutin J. (6)	7	0	0	NPB	Barden A. (8)	5	0	4
AST	Dickinson (8)	20	1	0	FDB	Bogard S. (14)	5	0	0	NPB	Stefan A. (16)	5	0	2
AST	Baalrud S. (27)	19	0	10	FDB	Crichton J (16)	5	0	5	NPB	Greene S. (199)	0	0	0
AST	DeWolfe T. (19)	11	0	3	FDB	Reyes P. (4)	5	0	0	RCI	Wells S. (9)	21	2	0
AST	McClelland (3)	6	0	2	FDB	Macgilliv (5)	3	0	1	RCI	Foster D. (4)	20	0	0
AST	Waltz S. (18)	5	0	1	FDB	Opsahl Jef (12)	0	0	0	RCI	Pawlowski (5)	18	3	0
AST	Hula A. (2)	3	0	1	FDB	Parks C. (199)	0	0	0	RCI	Montalban (6)	15	2	4
AST	Nesbitt R. (22)	3	0	1	JET	Carlson C. (9)	25	2	3	RCI	Ahlquist S (2)	13	0	0
AST	DeWolfe S. (7)	1	0	0	JET	Nilsson J. (11)	25	1	5	RCI	Barry J. (13)	8	0	0
AST	Forward J. (4)	0	0	0	JET	Ellies B. (12)	14	1	0	RCI	Foster M. (10)	5	0	0
AST	Verburg A. (199)	0	0	0	JET	Fitzpatric (8)	12	0	8	RCI	Grant J. (12)	2	0	0
CES	Joffe E. (9)	26	3	0	JET	Langrock E (3)	11	3	5	RCI	Navarre G. (11)	1	0	4
CES	Joffe M. (22)	19	0	0	JET	Clavier A. (10)	10	0	0	RCI	Rensberger (15)	1	0	0
CES	Crawford M (28)	11	0	1	JET	Barnes P. (2)	9	1	1	RCI	Daum K. (199)	0	0	0
CES	Larson E. (16)	10	0	0	JET	Teeter J. (7)	9	1	0	WSB	Jilek J. (12)	15	0	1
CES	Lynn K. (27)	7	0	0	JET	Blackburn (4)	5	0	0	WSB	Perkins T. (20)	13	1	2
CES	Milliken S (8)	6	0	2	JET	Fisher J. (6)	2	0	0	WSB	Porter J. (10)	10	0	0
CES	Sarosi M. (40)	6	0	1	JET	Stoller C. (199)	0	0	0	WSB	Grantham L (11)	8	0	0
CES	Conley J. (13)	5	0	0	KNT	Gal J. (7)	66	3	7	WSB	Dillen K. (7)	3	0	0
CES	O'Brien C. (5)	4	0	0	KNT	Jordan N. (5)	31	0	2	WSB	Edwards S. (13)	3	0	1
CES	Peal D. (45)	2	0	0	KNT	Bourne B. (8)	18	1	0	WSB	Nalepa A. (2)	3	1	1
CES	Weiler M. (199)	0	0	0	KNT	Gilson T. (10)	12	1	0	WSB	Reinholt S (5)	2	1	0
CKA	Bonkowski (11)	15	0	0	KNT	Hescheles (3)	12	0	0	WSB	Roberts J. (8)	2	0	0
CKA	Frusti P. (16)	13	0	5	KNT	Oxender A. (13)	12	0	0	WSB	Ciatti A. (199)	0	0	0
CKA	Bartolacci (5)	12	0	2	KNT	Heald D. (9)	10	0	0	WSB	Talusan P. (55)	0	0	0
CKA	Joffe Brya (7)	10	1	1	KNT	Gregory E. (15)	7	1	0					

AAMHL Penalties by player

Winter 2024
April 18, 2025

Team	Name	Total	Category	Team	Name	Total	Category	Team	Name	Total	Category
AAR	Erps S.	2	Conformist	CKA	Frusti P.	2	Conformist	KNT	Hescheles D.	6	Tripper
AAR	Grenham R.	1	Conformist	CKA	Hall E.	1	Conformist	KNT	Jordan N.	0	Conformist
AAR	Huntzicker D.	0	Conformist	CKA	Joffe Bryan	1	Conformist	KNT	Oxender A.	1	Conformist
AAR	Kessler S.	0	Conformist	CKA	Johnson A.	0	Conformist	NPB	Barden A.	1	Conformist
AAR	Kless J.	0	Conformist	CKA	Lobdell G.	0	Conformist	NPB	Church M.	1	Conformist
AAR	Pokorney M.	1	Conformist	CKA	Paterson A.	6	Tripper	NPB	Copp A.	2	Conformist
AAR	Rouse C.	0	Conformist	CKA	Wilson Ken	0	Conformist	NPB	Greene S.	0	Conformist
AAR	Schroeder D.	0	Conformist	FDB	Bogard S.	1	Conformist	NPB	Jefferson D.	0	Conformist
AAR	Schueler D.	2	Conformist	FDB	Boutin J.	3	Conformist	NPB	Kroll J.	4	Extremist
AAR	Vaughn C.	2	Conformist	FDB	Crichton J.	1	Conformist	NPB	Maltese C.	1	Conformist
AAR	Wilkins F.	0	Conformist	FDB	Macgillivray C.	1	Conformist	NPB	Perry B.	1	Conformist
AST	Baalrud S.	2	Conformist	FDB	McBride R.	1	Conformist	NPB	Peterson S.	1	Conformist
AST	DeWolfe S.	0	Conformist	FDB	O'Brien M.	1	Conformist	NPB	Stefan A.	3	Conformist
AST	DeWolfe T.	0	Conformist	FDB	Opsahl Jeff	2	Conformist	NPB	Sturgeon R.	0	Conformist
AST	Dickinson G.	6	Hooker	FDB	Parks C.	0	Conformist	RCI	Ahluquist S.	3	Conformist
AST	Forward J.	2	Conformist	FDB	Reyes P.	1	Conformist	RCI	Barry J.	1	Conformist
AST	Hula A.	0	Conformist	FDB	Stevens D.	1	Conformist	RCI	Daum K.	0	Conformist
AST	McClelland J.	0	Conformist	FDB	Udager A.	3	Conformist	RCI	Foster D.	0	Conformist
AST	Nesbitt R.	4	Tripper	JET	Barnes P.	0	Conformist	RCI	Foster M.	1	Conformist
AST	Verburg A.	0	Conformist	JET	Blackburn R.	0	Conformist	RCI	Grant J.	0	Conformist
AST	Waltz S.	3	Conformist	JET	Carlson C.	1	Conformist	RCI	Montalban A.	1	Conformist
AST	Weiler C.	2	Conformist	JET	Clavier A.	0	Conformist	RCI	Navarre G.	1	Conformist
CES	Conley J.	2	Conformist	JET	Ellies B.	1	Conformist	RCI	Pawlowski B.	0	Conformist
CES	Crawford M.	2	Conformist	JET	Fisher J.	0	Conformist	RCI	Rensberger T.	1	Conformist
CES	Joffe E.	0	Conformist	JET	Fitzpatrick M.	0	Conformist	RCI	Wells S.	1	Conformist
CES	Joffe M.	1	Conformist	JET	Langrock E.	2	Conformist	WSB	Ciatti A.	0	Conformist
CES	Larson E.	1	Conformist	JET	Nilsson J.	1	Conformist	WSB	Dillen K.	0	Conformist
CES	Lynn K.	2	Conformist	JET	Stoller C.	0	Conformist	WSB	Edwards S.	4	Tripper
CES	Milliken S.	0	Conformist	JET	Teeter J.	1	Conformist	WSB	Grantham L.	0	Conformist
CES	O'Brien C.	3	Conformist	KNT	Bourne B.	5	Tripper	WSB	Jilek J.	2	Conformist
CES	Peal D.	1	Conformist	KNT	Cieciak C.	0	Conformist	WSB	Nalepa A.	0	Conformist
CES	Sarosi M.	1	Conformist	KNT	Erps R.	3	Conformist	WSB	Perkins T.	3	Conformist
CES	Weiler M.	0	Conformist	KNT	Gal J.	1	Conformist	WSB	Porter J.	0	Conformist
CKA	Barnes J.	0	Conformist	KNT	Gilson T.	1	Conformist	WSB	Reinholt S.	0	Conformist
CKA	Bartolacci A.	1	Conformist	KNT	Gregory A.	0	Conformist	WSB	Roberts J.	0	Conformist
CKA	Bonkowski C.	0	Conformist	KNT	Gregory E.	0	Conformist	WSB	Talusan P.	0	Conformist
CKA	Frantzeskakis P	3	Conformist	KNT	Heald D.	0	Conformist				

Points Per Game By Year

Winter 2024
April 18, 2025

Name	Points per Game per Year				Trend	Name	Points per Game per Year				Trend	Name	Points per Game per Year				Trend
	2024	2023	2022	2021	Rank		2024	2023	2022	2021	Rank		2024	2023	2022	2021	Rank
Ahquist S.	0.60	0.92	0.73	0.68		Gal J.	2.56	1.71	1.83	2.08		Navarre G.	0.26	0.13	0.34	0.09	
Baalrud S.	1.12	0.00	0.00	0.00		Gilson T.	0.45	0.33	0.40	0.50		Nesbitt R.	0.14	0.30	0.29	0.45	
Barden A.	0.32	0.00	0.00	0.00		Grant J.	0.13	0.23	0.37	0.31		Nilsson J.	1.31	1.47	1.36	0.00	
Barnes P.	0.43	0.35	0.24	0.14	2	Grantham L.	0.53	0.64	0.60	0.59		O'Brien C.	0.45	0.27	0.38	0.38	
Barry J.	0.90	0.00	0.00	0.00		Gregory A.	0.24	0.43	0.30	0.27		O'Brien M.	1.26	1.58	1.39	1.51	
Bartolacci A.	0.61	0.00	0.00	0.00		Gregory E.	0.25	0.17	0.38	0.47		Opsahl Jeff	0.31	0.28	0.63	1.13	
Blackburn R.	0.29	0.31	0.54	0.57		Grenham R.	0.22	0.22	0.32	0.29		Oxender A.	0.78	1.05	1.08	0.83	
Bogard S.	0.36	0.26	0.43	0.37		Hall E.	0.81	1.00	1.00	1.07		Paterson A.	0.37	0.14	0.33	0.47	
Bonkowski C.	0.94	1.40	1.61	1.73		Heald D.	0.33	0.18	0.18	0.34		Pawlowski B.	0.71	0.38	0.49	0.81	
Bourne B.	0.93	0.94	0.00	0.00		Hescheles D.	0.71	0.57	0.58	0.70		Peal D.	0.12	0.19	0.20	0.20	
Boutin J.	0.32	0.13	0.47	0.35		Hula A.	0.15	0.19	0.00	0.00		Perkins T.	1.13	0.98	0.72	1.18	
Carlson C.	1.15	0.91	1.31	1.45		Huntzicker D.	2.17	1.91	1.67	1.57	1	Perry B.	0.76	0.89	1.00	1.16	
Church M.	0.47	0.89	0.46	0.84		Jefferson D.	0.93	0.96	0.69	0.90		Peterson S.	0.95	0.70	1.42	0.54	
Clavier A.	0.59	0.50	0.92	0.81		Jilek J.	1.05	0.00	0.00	0.00		Pokorney M.	0.83	0.78	0.80	0.91	
Conley J.	0.35	0.26	0.20	0.37		Joffe Bryan	0.62	0.00	0.00	0.00		Porter J.	0.76	1.29	1.16	1.41	
Copp A.	0.43	0.19	0.21	0.27		Joffe E.	1.39	1.02	1.16	1.37		Reinholt S.	0.09	0.10	0.23	0.14	
Crawford M.	0.61	1.07	0.82	0.94		Joffe M.	0.83	0.59	1.10	1.29		Rensberger T.	0.03	0.00	0.22	0.23	
Crichton J.	0.31	0.12	0.48	0.59		Johnson A.	0.14	0.16	0.18	0.25		Reyes P.	0.33	0.36	0.59	0.48	
DeWolfe S.	0.08	0.06	0.38	0.23		Jordan N.	1.65	0.94	0.00	0.00		Roberts J.	0.22	0.37	0.73	0.53	
DeWolfe T.	0.60	0.54	0.49	0.90		Kessler S.	0.39	0.25	0.52	0.33		Rouse C.	0.19	0.37	0.30	0.20	
Dickinson G.	1.06	0.83	1.39	0.00		Kless J.	0.38	0.48	0.38	0.40	3	Sarosi M.	0.30	0.42	0.30	0.33	
Dillen K.	0.47	0.00	0.53	0.00		Kroll J.	0.87	0.44	0.44	0.82		Schueler D.	0.32	0.33	0.50	0.31	
Edwards S.	0.22	0.68	0.59	0.57		Langrock E.	0.58	0.35	0.00	0.00		Stefan A.	0.35	0.05	0.26	0.34	
Ellies B.	0.55	0.69	0.71	0.45		Larson E.	0.76	1.31	1.00	0.68		Stevens D.	1.47	1.20	1.33	1.80	
Erps R.	0.18	0.19	0.30	0.43		Lobdell G.	0.29	0.19	0.32	0.35		Sturgeon R.	0.24	0.31	0.32	0.44	
Erps S.	1.55	1.33	1.34	1.54		Lynn K.	0.26	0.00	0.00	0.00		Talusan P.	0.18	0.47	0.31	0.00	
Fisher J.	0.09	0.12	0.12	0.12		Macgillivray C.	0.19	0.15	0.29	0.44		Teeter J.	0.26	0.35	0.25	0.55	
Fitzpatrick M.	0.67	0.76	1.05	0.62		Maltese C.	1.38	1.77	0.00	0.00		Udager A.	0.72	0.73	0.00	0.00	
Forward J.	0.31	0.53	0.43	0.90		McBride R.	0.53	0.54	0.67	0.63		Vaughn C.	0.90	0.41	1.23	1.03	
Foster D.	0.83	1.03	1.23	1.07		McClelland J.	0.37	0.23	0.25	0.49		Waltz S.	0.45	0.32	0.66	0.77	
Foster M.	0.23	0.22	0.24	0.37		Milliken S.	0.25	0.25	0.17	0.15		Weiler C.	1.19	0.98	1.00	0.00	
Frantzeskakis P.	0.41	0.24	0.42	0.20		Montalban A.	1.27	1.68	0.00	0.00		Wells S.	1.02	0.57	0.94	1.26	
Frusti P.	1.18	1.82	1.42	1.68		Nalepa A.	0.23	0.50	0.55	0.39		Wilkins F.	0.07	0.33	0.26	0.49	
											Wilson Ken	0.26	0.38	0.44	0.58		

Trend Rank = A rank of the players with an increasing rate of the number of points per game per year over the last 5 years.

The rank number is based on the slope of a least-square linear fit to the last five years of points per game data for each player.

The lower the rank number the greater the rate of increase in points per game per year.

The quality of the fit (coefficient of determination) must be greater than 0.4 to be assigned a rank

Player points since 2006

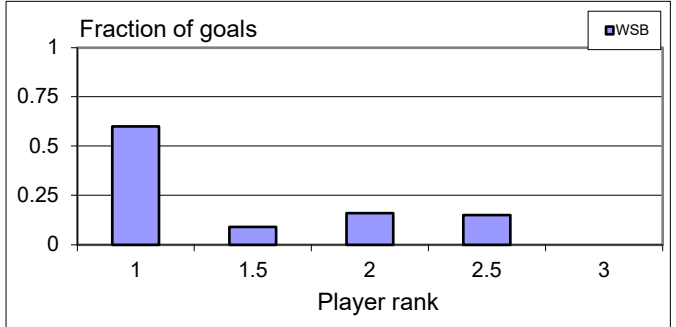
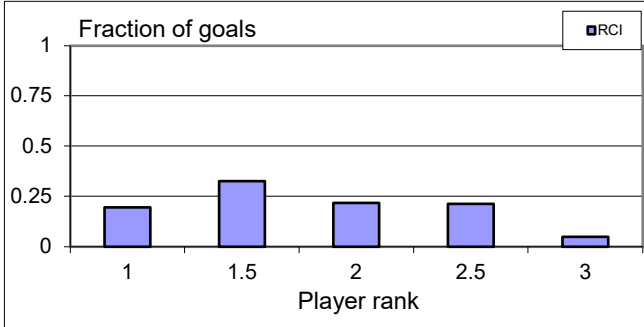
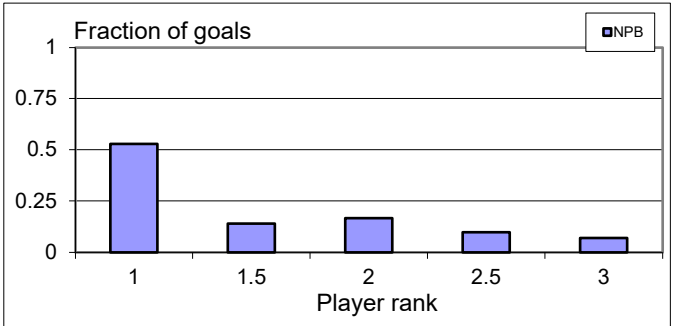
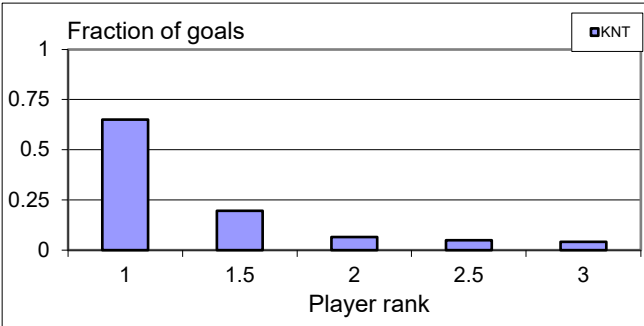
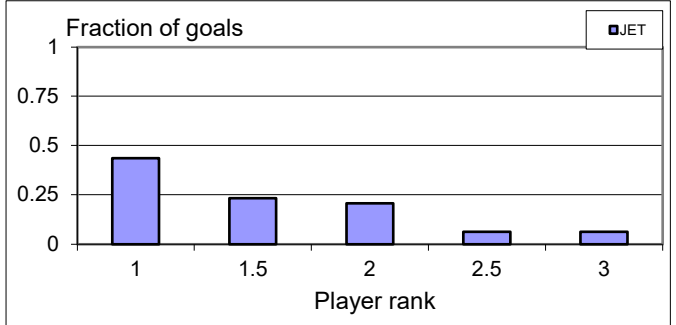
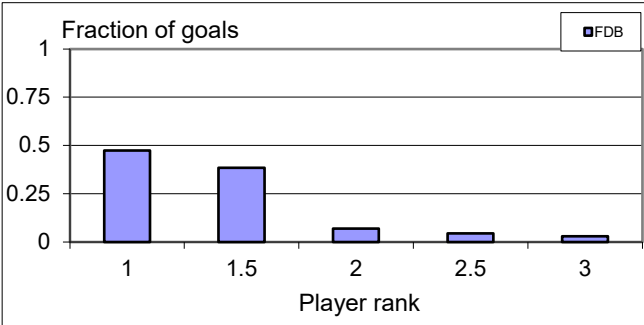
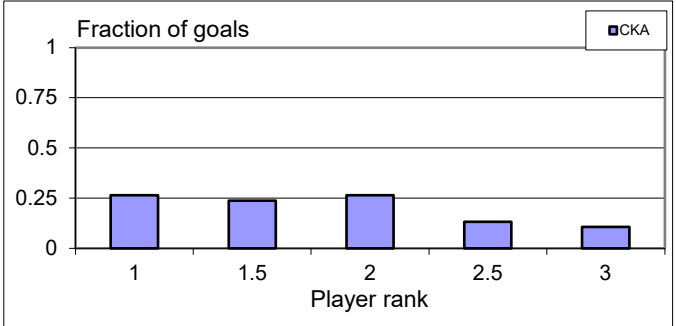
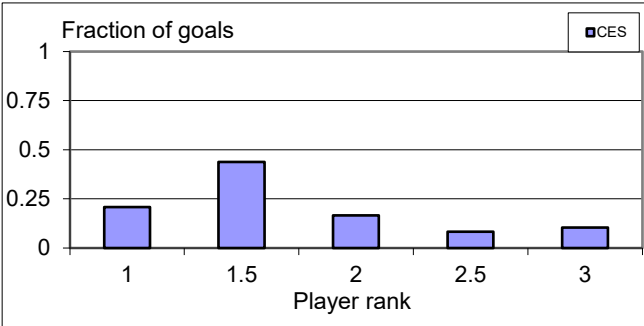
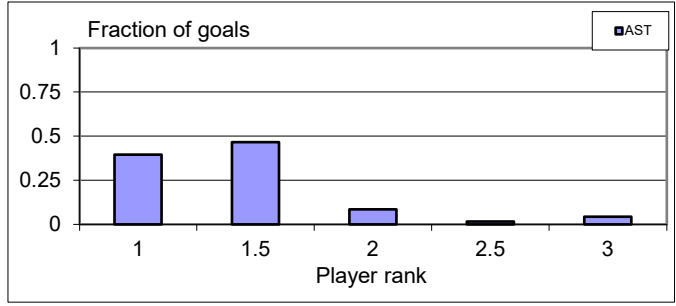
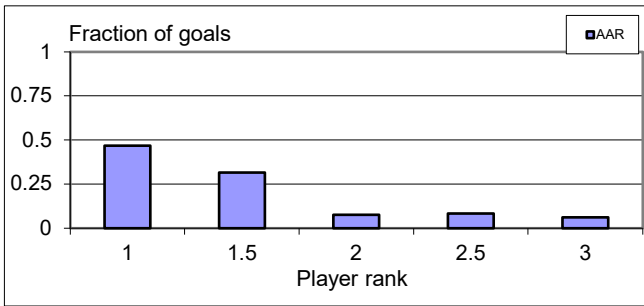
Winter 2024
April 18, 2025

Name	Games	Goals	Asists	Points/Game	Name	Games	Goals	Asists	Points/Game	Name	Games	Goals	Asists	Points/Game
Ahlquist S.	182	56	77	0.73	Gal J.	150	199	132	2.21	O'Brien C.	380	43	159	0.53
Baalrud S.	19	14	5	1.00	Gilson T.	528	133	182	0.60	O'Brien M.	358	307	300	1.70
Barden A.	23	2	3	0.22	Grant J.	164	8	40	0.29	Opsahl Jeff	398	194	214	1.03
Barnes J.	661	0	14	0.02	Grantham L.	821	401	415	0.99	Oxender A.	158	78	72	0.95
Barnes P.	888	215	363	0.65	Greene S.	352	0	0	0.00	Parks C.	127	0	6	0.05
Barry J.	32	9	20	0.91	Gregory A.	705	127	207	0.47	Paterson A.	249	32	69	0.41
Bartolacci A.	37	18	8	0.70	Gregory E.	292	58	102	0.55	Pawlowski B.	216	78	60	0.64
Blackburn R.	292	77	97	0.60	Grenham R.	362	40	89	0.36	Peal D.	443	39	93	0.30
Bogard S.	776	243	279	0.67	Hall E.	253	159	133	1.15	Perkins T.	216	117	98	1.00
Bonkowski C.	84	69	60	1.54	Heald D.	202	12	40	0.26	Perry B.	553	291	403	1.25
Bourne B.	57	20	34	0.95	Hescheles D.	221	84	67	0.68	Peterson S.	349	147	184	0.95
Boutin J.	697	174	252	0.61	Hula A.	78	4	9	0.17	Pokorney M.	790	583	448	1.31
Carlson C.	209	166	122	1.38	Huntzicker D.	342	435	265	2.05	Porter J.	161	135	84	1.36
Church M.	222	59	91	0.68	Jefferson D.	150	80	59	0.93	Reinholt S.	628	70	158	0.36
Ciatti A.	101	0	0	0.00	Jilek J.	37	23	17	1.08	Rensberger T.	576	23	97	0.21
Cieciak C.	413	1	8	0.02	Joffe Bryan	40	11	14	0.63	Reyes P.	598	144	166	0.52
Clavier A.	306	134	145	0.91	Joffe E.	426	404	249	1.53	Roberts J.	447	92	186	0.62
Conley J.	174	34	28	0.36	Joffe M.	420	230	293	1.25	Rouse C.	173	12	36	0.28
Copp A.	374	21	147	0.45	Johnson A.	740	15	146	0.22	Sarosi M.	750	175	219	0.53
Crawford M.	173	78	78	0.90	Jordan N.	34	27	21	1.41	Schroeder D.	580	2	6	0.01
Crichton J.	770	248	281	0.69	Kessler S.	357	68	88	0.44	Schueler D.	579	83	204	0.50
Daum K.	20	0	0	0.00	Kless J.	469	73	124	0.42	Stefan A.	393	56	70	0.32
DeWolfe S.	846	71	197	0.32	Kroll J.	845	441	434	1.04	Stevens D.	172	142	108	1.45
DeWolfe T.	397	163	177	0.86	Langrock E.	56	8	16	0.43	Stoller C.	155	0	0	0.00
Dickinson G.	107	65	44	1.02	Larson E.	146	68	76	0.99	Sturgeon R.	700	161	232	0.56
Dillen K.	66	10	22	0.48	Lobdell G.	327	55	90	0.44	Talusan P.	118	21	20	0.35
Edwards S.	202	28	65	0.46	Lynn K.	38	6	4	0.26	Teeter J.	144	16	37	0.37
Ellies B.	281	104	96	0.71	Macgillivray C.	628	79	165	0.39	Udager A.	82	25	38	0.77
Erps R.	326	29	70	0.30	Maltese C.	57	54	35	1.56	Vaughn C.	283	133	108	0.85
Erps S.	747	641	482	1.50	McBride R.	169	51	62	0.67	Verburg A.	186	0	0	0.00
Fisher J.	709	13	154	0.24	McClelland J.	851	107	287	0.46	Waltz S.	179	52	39	0.51
Fitzpatrick M.	462	243	204	0.97	Milliken S.	131	13	13	0.20	Weiler C.	124	68	61	1.04
Forward J.	675	236	309	0.81	Montalban A.	55	33	41	1.35	Weiler M.	41	0	0	0.00
Foster D.	488	330	247	1.18	Nalepa A.	190	26	56	0.43	Wells S.	151	84	57	0.93
Foster M.	467	40	89	0.28	Navarre G.	595	163	174	0.57	Wilkins F.	141	20	26	0.33
Frantzeskakis P.	707	79	224	0.43	Nesbitt R.	162	16	45	0.38	Wilson Ken	324	61	90	0.47
Frusti P.	186	176	113	1.55	Nilsson J.	116	84	78	1.40					

*Games = Total number of possible games played starting in September 2006 including games played as a substitute.

Goals by Ranking

Winter 2024
April 18, 2025



Goals are normalized by the number of players at each rank level.