



Constant Contact Survey Results

Survey Name: SASA 2020 Survey

Response Status: Partial & Completed

Filter: None

1/25/2020 8:04 PM CST

*Select the age division for your SASA player(s)? Select each that may apply.

Answer	0%	100%	Number of Response(s)	Response Ratio
U7/U8 JR			7	5.3 %
U9			20	15.3 %
U10			20	15.3 %
U11			12	9.2 %
U12			29	22.3 %
U13			26	20.0 %
U14			21	16.1 %
U15 (JR)			6	4.6 %
HS			27	20.7 %
Totals			130	100%

*Please rate your satisfaction with the Coaches on the following: (1 being not at all satisfied and 5 being highly satisfied)

1 = 1, 2 = 2, 3 = 3, 4 = 4, 5 = 5

Answer	1	2	3	4	5	Number of Response(s)	Rating Score*
Approachability						130	4.1
Communication						130	4.0
Knowledge of the Game						130	4.5
Planning/Prepartaion						130	4.2
Professionalism						130	4.2

*The Rating Score is the weighted average calculated by dividing the sum of all weighted ratings by the number of total responses.

*Please rate your satisfaction with the Administration of SASA on the following: (1 being not at all satisfied and 5 being highly satisfied)

1 = 1, 2 = 2, 3 = 3, 4 = 4, 5 = 5

Answer	1	2	3	4	5	Number of Response(s)	Rating Score*
Availability						130	3.8
Communication						130	3.7
Customer Service						130	3.6
Professionalism						130	3.6
Registration for Programs						130	3.8

*The Rating Score is the weighted average calculated by dividing the sum of all weighted ratings by the number of total responses.

*Please rate your satisfaction with the Club on the following: (1 being not at all satisfied and 5 being highly satisfied)

1 = 1, 2 = 2, 3 = 3, 4 = 4, 5 = 5

Answer	1	2	3	4	5	Number of Response(s)	Rating Score*
Facilities						130	3.3
Fields						130	2.8
Overall Expectations (participant had a positive experience)						130	3.7
Participant Safety						130	4.1
Value of Dues						130	3.0

*The Rating Score is the weighted average calculated by dividing the sum of all weighted ratings by the number of total responses.



*SASA held our annual parent meeting on Monday, September 16th, 2019 with a low turnout in attendance. Which describes your situation the best?

Answer	0%	100%	Number of Response(s)	Response Ratio
Attended the meeting			26	20.0 %
Didn't care to attend meeting			26	20.0 %
Didn't know about the meeting			10	7.6 %
Forgot about the meeting			11	8.4 %
Other			60	46.1 %
Totals			130	100%

During our parent meeting we reviewed the presentation which can be found at the link below. In the space below, feel free to add what additional information you would like included in the parent meeting presentation. Please rate the following (1 being not at all satisfied and 5 being highly satisfied)

Click Parent Meeting 2019 for details



1 = 1, 2 = 2, 3 = 3, 4 = 4, 5 = 5

Answer	1	2	3	4	5	Number of Response(s)	Rating Score*
Do you find the dues allocation helpful in answering the question, Where does the money go?						130	3.7
Due you feel this information helps answer the question, Is SASA transparent?						130	3.4

*The Rating Score is the weighted average calculated by dividing the sum of all weighted ratings by the number of total responses.

Please rate your satisfaction with the Communication SASA utilizes to share information with our members: (1 being not satisfied at all and 5 being highly satisfied) Please add comments or suggestions of how we can improve our engagement with our members.

1 = 1, 2 = 2, 3 = 3, 4 = 4, 5 = 5

Answer	1	2	3	4	5	Number of Response(s)	Rating Score*
Newsletter via Email						130	4.1
Social Media						130	3.6
Website						130	3.5

*The Rating Score is the weighted average calculated by dividing the sum of all weighted ratings by the number of total responses.

*How likely are you to participate in SASA again?

Answer	0%	100%	Number of Response(s)	Response Ratio
Very Likely			54	41.5 %
Likely			58	44.6 %
Not Likely			18	13.8 %
No Response(s)			0	0.0 %
Totals			130	100%

*** How likely are you to recommend SASA to a friend, family member, or colleague?**

Answer	0%	100%	Number of Response(s)	Response Ratio
Very Likely			34	26.1 %
Likely			67	51.5 %
Not Likely			29	22.3 %
No Response(s)			0	0.0 %
Totals			130	100%

What changes do you recommend to improve our Club?

66 Response(s)