



# AUGUSTANA

## 2019-20 WOMEN'S BASKETBALL



@AugieWBB  
#TogetherAsOne

Dec. 21, 2019 | WAYNE STATE | GAME NOTES

### AUGUSTANA (6-3, 2-3) VS WAYNE STATE (7-3, 3-2)

Saturday, Dec. 21 • 3:30 p.m. • Sanford Pentagon • Sioux Falls, S.D.

#### SERIES AT A GLANCE

	<b>Overall AU Leads, 24-17</b>	
	in Sioux Falls 15-4	
	Krauth vs. WSC 24-17	
	Current AU streak L1	
	Last Meeting 11.30.19 WSC, 80-76	

Dave Krauth	Brent Pollari
Overall Record: 634-272	Overall Record: 72-47
Record at AU: 634-272	Record at WSC: 22-18
31st Season at AU	2nd Season at WSC
Overall Seasons: 31st	Overall Seasons: 5th

#### TALE OF THE TAPE

AU	STAT	WSC
72.1	Points PG	78.5
61.6	Opp. Points PG	69.1
41.1	Rebounds PG	41.0
11.2	Assists PG	15.0
3.4	Blocks PG	3.5
10.6	Steals PG	8.4
.388	FG Pct.	.443
.289	3-Pt FG Pct.	.342
.667	FT Pct.	.729
.373	Opp. FG Pct.	.394
.293	Opp. 3-Pt FG Pct.	.313

#### BY THE NUMBERS

##### UPCOMING CAREER MILESTONES

NAME	NEXT MILESTONE	CURRENT #
Abby Hora	750 points	704
Abby Hora	250 assists	237
Hana Metoxen	500 points	452
Hana Metoxen	150 steals	135
Janelle Shiffler	250 points	244

#### COMMUNICATIONS

CALEB CHRISTENSEN

Athletic Communications Assistant  
email: [cechristensen18@ole.augie.edu](mailto:cechristensen18@ole.augie.edu)

#### PROJECTED STARTERS



3

#### DANNI HONNER

GUARD • SENIOR  
SIOUX FALLS, S.D. | HARRISBURG  
Averages 4.7 points and 2.7 boards per contest | Plays an average of 14.3 minutes per game. | Shoots at a 39 percent clip from the field and 31 percent from deep.



22

#### LAUREN SEES

GUARD • FRESHMAN  
AVON, S. D. | AVON  
Recorded 12 points and 3 rebounds in her Viking debut Averages 12.7 points, on a team-high 57 percent shooting and 50 percent from deep | Ranks second on the team with 15 steals.



14

#### ABBY HORA

GUARD • SENIOR  
VIBORG, S.D. | VIBORG-HURLEY  
Averages 12.3 points per game | Shoots 38 percent from the field and 37 percent from deep. | Averages 4.0 rebounds and 1.8 assists while recording a team-high 18 steals on the season.



31

#### HANA METOXEN

GUARD/FORWARD • SENIOR  
APPLE VALLEY, MINN. | EASTVIEW  
Named to the 2018-19 NSIC Defensive Team | Averages a team-high 6.1 rebounds and 1.9 assists per contest | Has recorded 15 steals and averages 4.9 points a game.



33

#### CAMRYN HAY

CENTER • SOPHOMORE  
MAPLE GROVE, MINN. | WAYZATA  
Averages 5.8 points per contest on 43 percent shooting | Grabs 4.8 rebounds and averages 1.8 blocks per game.

#### SEASON LEADERS

POINTS PER GAME			3-POINTERS		
AU	Vishe' Rabb	14.2	AU	Abby Hora	15
WSC	Erin Norling	20.3	WSC	Halley Busse	20
REBOUNDS PER GAME			FG PERCENTAGE		
AU	Hana Metoxen	6.1	AU	Lauren Sees	.570
WSC	Erin Norling	7.8	WSC	Josey Ryan	.632
ASSISTS PER GAME			3-POINT PERCENTAGE		
AU	Hana Metoxen	1.9	AU	Lauren Sees	.500
WSC	Halley Busse	3.5	WSC	Erin Norling	.379
STEALS			FT PERCENTAGE		
AU	Abby Hora	18	AU	McKenzie Zilverberg	.875
WSC	Josey Ryan	19	WSC	Halley Busse	.838

#### AUGUSTANA SCHEDULE

O: 6-3 | H: 4-1 | A: 2-2 | C: 2-3

DATE	OPPONENT	TIME/RESULT
<b>November</b>		
Nov. 4	MINN. MORRIS (Exh.)%	W, 91-56
Nov. 16	Truman State	W, 86-62
Nov. 19	MIDLAND%	W, 64-56
Nov. 22	MOUNT MARTY%	W, 86-59
Nov. 25	BELLEVUE%	W, 82-49
Nov. 30	Wayne State*	L, 80-76
<b>December</b>		
Dec. 6	WINONA STATE*	L, 72-64 (OT)
Dec. 7	UPPER IOWA*	W, 74-48
Dec. 13	Minnesota Crookston*	W, 63-54
Dec. 14	Bemidji State*	L, 74-57
Dec. 21	WAYNE STATE*	3:30 PM
<b>January</b>		
Jan. 3	SOUTHWEST MINN. ST*	5:30 PM
Jan. 4	SIOUX FALLS*	3:30 PM
Jan. 10	Upper Iowa*	5:30 PM
Jan. 11	Winona State*	3:30 PM
Jan. 17	NORTHERN STATE*	5:30 PM
Jan. 18	MSU MOORHEAD*	3:30 PM
Jan. 24	Concordia-St. Paul*	5:30 PM
Jan. 25	Minnesota State*	3:30 PM
Jan. 31	MINOT STATE*	5:30 PM
<b>February</b>		
Feb. 1	UMARY*	3:30 PM
Feb. 7	Minnesota Duluth*	5:30 PM
Feb. 8	St. Cloud State*	3:30 PM
Feb. 14	MINNESOTA STATE*	5:30 PM
Feb. 15	CONCORDIA-ST. PAUL*	3:30 PM
Feb. 21	Sioux Falls*	5:30 PM
Feb. 22	Southwest Minnesota St.*	4 PM

\*NSIC match  
% Played at the Elmen Center

All times Central. Home game in ALL CAPS.  
All home games played at the Sanford Pentagon unless noted otherwise.

#### AN AUGIE WIN WOULD ...

- Improve the Vikings all-time NSIC record to 168-74
- Improve Augie's record to 25-17 against Wayne State
- Improve the Vikings conference record to 3-3 this season
- Move Dave Krauth 15 wins from 650 career wins
- Be Augustana's third win on a Saturday

#### BROADCAST INFORMATION

##### RADIO

KXRB 100.1 FM  
Jeff Fylling, play-by-play

##### STREAM

GoAugie.com/Live



##### TV

MidcoSN  
David Brown, play-by-play



2019 QUICK FACTS

GENERAL INFORMATION

Location \_\_\_\_\_ Sioux Falls, S.D.  
Founded \_\_\_\_\_ 1860  
Enrollment \_\_\_\_\_ 2,100  
Nickname \_\_\_\_\_ Vikings  
Mascot \_\_\_\_\_ Ole  
Conference \_\_\_\_\_ NSIC  
Athletics Director \_\_\_\_\_ Josh Morton  
Deputy AD/SWA \_\_\_\_\_ Ann Traphagen  
Department Main Number \_\_\_\_\_ 605-274-4311

FACILITY INFORMATION

Name \_\_\_\_\_ Sanford Pentagon  
Opened \_\_\_\_\_ 2013  
Capacity \_\_\_\_\_ 3,250

HISTORY

Season of Basketball \_\_\_\_\_ 47th  
First Season \_\_\_\_\_ 1972-73  
All-Time Record \_\_\_\_\_ 782-491  
NCAA Tournament Appearances \_\_\_\_\_ 14  
1990 • 1991 • 1992 • 1993 1994 • 1997 • 1999  
2006 • 2007 • 2009 • 2010 • 2012 • 2013 • 2018  
NCAA Final Four Appearances \_\_\_\_\_ 1 (2013)  
All-Americans \_\_\_\_\_ 11  
All-Conference Selections \_\_\_\_\_ 62  
Academic All-Americans \_\_\_\_\_ 6

ATHLETIC COMMUNICATIONS

Assistant AD Comm. \_\_\_\_\_ Ryan Higelmann  
Women’s Basketball Contact \_\_\_\_\_ Caleb Christensen  
Office \_\_\_\_\_ 605-867-5309  
Email \_\_\_\_\_ cechristensen18@ole.augie.edu  
Website \_\_\_\_\_ GoAugie.com  
Twitter \_\_\_\_\_ @AugieWBB  
Facebook \_\_\_\_\_ Augustana Women’s Basketball

#	Name	Pos	Ht	Yr	Hometown
2	McKenzee Zilverberg	G	5-6	Sr.	Highmore, S.D.
3	Danni Honner	G	5-9	Sr.	Sioux Falls, S.D.
5	Katie Guentzel	G	5-7	So.	Lakeville, Minn.
12	Vishe’ Rabb	G	5-9	So.	Springfield, Minn.
14	Abby Hora	G	5-8	Sr.	Viborg, S.D.
20	Izzy Van Veldhuizen	G	5-10	Jr.	Sioux Falls, S.D.
21	Hannah Mitby	G/F	5-11	Jr.	Burnsville, Minn.
22	Lauren Sees	G	5-8	Fr.	Avon, S.D.
23	Kenzie Rensch	G	5-9	RFr.	Hutchinson, Minn.
24	Janelle Shiffler	F	6-0	So.	Union Grove, Wis.
31	Hana Metoxen	G/F	5-11	Sr.	Apple Valley, Minn.
32	Aislinn Duffy	F	6-0	RFr.	Rapid City, S.D.
33	Camryn Hay	C	6-2	So.	Maple Grove, Minn.
34	Michaela Jewett	G/F	6-0	Fr.	Brookings, S.D.
35	Grace Geffre	G	5-10	RFr.	Fargo, N.D.
42	Lizzy Karp	C	6-2	RFr.	Andover, Minn.
45	Jennifer Aadland	F	6-0	Fr.	Laramie, Wyo.

Head Coach: Dave Krauth • Sioux Falls ‘74 (31st Season)  
Assistant Coach: Katie Bourk • Dakota State ‘11 (9th season)  
Assistant Coach: Alex Nissen • Augustana ‘13 (2nd season)  
Graduate Assistant: Erin Benson • Augustana ‘18 (2nd season)

Pronunciation Guide

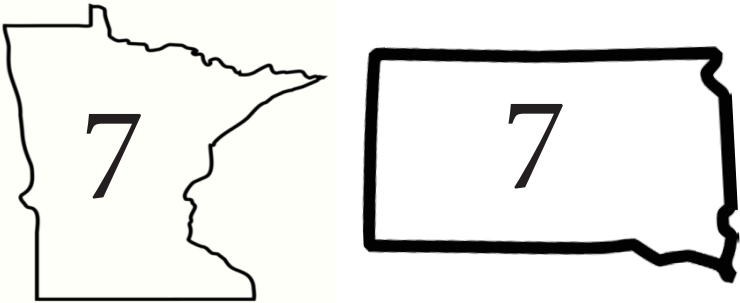
Katie Guentzel \_\_\_\_\_ Gentzel  
Vishe’ Rabb \_\_\_\_\_ Vis-Shay  
Izzy Van Veldhuizen \_\_\_\_\_ Veld - High - Zin  
Kenzie Rensch \_\_\_\_\_ Wrench  
Hana Metoxen \_\_\_\_\_ Meh-Toxin  
Aislinn Duffy \_\_\_\_\_ Ashlyn  
Grace Geffre \_\_\_\_\_ Gehf-free  
Jennifer Aadland \_\_\_\_\_ Odd-land

ROSTER BREAKDOWN

Height	Class
5-6 .....1	Senior ..... 4
5-7 ..... 1	Junior ..... 2
5-8 ..... 2	Sophomore ..... 4
5-9 ..... 3	R-Freshman ..... 4
5-10 ..... 2	Freshman ..... 3
5-11 ..... 2	
6-0 ..... 4	
6-2 ..... 2	

MIDWEST ROOTS

14 of the 17 players call Minnesota and South Dakota home.





# AUGUSTANA BROADCAST NOTES



## 2 MCKENZEE ZILVERBERG Sr. // G // 5-6 // Highmore, S.D.

PPG	RPG	MPG	APG	SPG	FG%	3FG%	FT%
2.6	1.2	6.5	1.0	0.2	.333	.222	.875

Season	Highs	Career
7, vs. UIU, 12/7/19	Pts	11, vs. UIU, 1/11/19
4, vs. BU, 11/25/19	Rebs	4, vs. BSU, 12/16/18
3, vs. WSC, 11/30/19	Asts	3, vs. WSC, 11/30/19
1, vs. BU, 11/25/19	Stls	10, vs. NSU, 2/10/20



## 5 KATIE GUENTZEL Sr. // G // 5-7 // Lakeville, Minn.

PPG	RPG	MPG	APG	SPG	FG%	3FG%	FT%
1.7	1.0	3.1	0.0	0.0	.400	.333	.000

Season	Highs	Career
3, vs. MMC, 11/22/19	Pts	3, vs. MMC, 11/22/19
2, vs. UIU, 11/22/19	Rebs	2, vs. UIU, 11/22/19
0, vs.	Asts	2, vs. Peru State, 12/19/18
0, vs.	Stls	1, vs. DSU, 11/15/18



## 14 ABBY HORA Sr. // G // 5-8 // Viborg, S.D.

PPG	RPG	MPG	APG	SPG	FG%	3FG%	FT%
12.3	4.0	30.8	1.8	2.0	.379	.366	.750

Season	Highs	Career
20, vs. UIU, 12/7/19	Pts	23, vs. SNU, 11/10/18
8, vs. UMC, 12/13/19	Rebs	8, vs. UMC, 12/13/19
3, vs. UMC, 12/13/19	Asts	7, vs. BSU, 12/16/18
5, vs. MMC, 11/22/19	Stls	6, vs. Waldorf, 11/27/18



## 21 HANNAH MITBY Jr. // G/F // 5-11 // Burnsville, Minn.

PPG	RPG	MPG	APG	SPG	FG%	3FG%	FT%
4.4	2.3	12.3	0.9	1.0	40.6	.250	.565

Season	Highs	Career
11, vs. UMC, 12/13/19	Pts	11, vs. UMC, 12/13/19
6, vs. BSU, 12/14/19	Rebs	6, vs. BSU, 12/14/19
4, vs. BU, 11/25/19	Asts	4, vs. BU, 11/25/19
3, vs. BU, 11/25/19	Stls	3, vs. BU, 11/25/19



## 23 KENZIE RENSCH R-Fr. // G // 5-6 // Hutchinson, Minn.

PPG	RPG	MPG	APG	SPG	FG%	3FG%	FT%
1.3	0.7	4.1	0.0	0.7	.667	.000	.000

Season	Highs	Career
2, vs. UIU, 12/7/19	Pts	-
2, vs. UIU, 12/7/19	Rebs	-
0, vs.	Asts	-
1, vs. UIU, 12/7/19	Stls	-



## 31 HANA METOXEN Sr. // G/F // 5-11 // Apple Valley, Minn.

PPG	RPG	MPG	APG	SPG	FG%	3FG%	FT%
4.9	6.1	24.6	1.9	1.7	.250	.107	.684

Season	Highs	Career
9, vs. UMC, 12/13/19	Pts	16, vs. MSU, 1/27/19
8, vs. MU, 11/19/19	Rebs	9, vs. WSC, 12/1/18
3, vs. UIU, 12/7/19	Asts	6, vs. MMC, 11/12/18
5, vs. MU, 11/19/19	Stls	6, vs. WSC, 12/30/18



## 33 CAMRYN HAY So. // C // 6-0 // Maple Grove, Minn.

PPG	RPG	MPG	APG	SPG	FG%	3FG%	FT%
5.8	4.8	19.3	1.2	0.8	.433	1.000	1.000

Season	Highs	Career
10, vs. TSU, 11/16/19	Pts	19, vs. Waldorf, 11/27/18
8, vs. WSC, 11/30/19	Rebs	10, vs. UIU, 1/11/19
2, vs. BU, 11/25/19	Asts	3, vs. SCSU, 2/9/19
5, vs. MU, 11/19/19	Blk	7, vs. DSU, 11/15/18



## 35 GRACE GEFFRE R-Fr. // G // 5-10 // Fargo, N.D.

PPG	RPG	MPG	APG	SPG	FG%	3FG%	FT%
0.0	0.3	2.1	0.0	0.0	.000	.000	.000

Season	Highs	Career
0, vs.	Pts	-
1, vs. BU, 11/25/19	Rebs	-
0, vs.	Asts	-
0, vs.	Stls	-



## 45 JENNIFER AADLAND Fr. // F // 6-0 // Laramie, Wyo.

PPG	RPG	MPG	APG	SPG	FG%	3FG%	FT%
0.0	0.0	0.0	0.0	0.0	0.0	0.0	0.0

Season	Highs	Career
0, vs.	Pts	-
0, vs.	Rebs	-
0, vs.	Asts	-
0, vs.	Stls	-



## 3 DANNI HONNER Sr. // G // 5-9 // Sioux Falls, S.D.

PPG	RPG	MPG	APG	SPG	FG%	3FG%	FT%
4.7	2.7	14.6	1.0	0.7	.386	.313	.750

Season	Highs	Career
10, vs. BSU, 12/14/19	Pts	10, vs. BSU, 12/14/19
4, vs. BU, 11/25/19	Rebs	5, vs. UIU, 1/11/19
2, vs. MMC, 11/22/19	Asts	4, vs. PSU, 11/25/16
2, vs. WSU, 12/6/19	Stls	2, vs. WSU, 12/6/19



## 12 VISHE' RABB So. // G // 5-9 // Springfiled, Minn.

PPG	RPG	MPG	APG	SPG	FG%	3FG%	FT%
14.2	2.8	24.5	0.8	1.0	.400	.250	.593

Season	Highs	Career
21, vs. WSU, 12/6/19	Pts	21, vs. WSU, 12/6/19
5, vs. WSU, 12/6/19	Rebs	8, vs. WSU, 12/7/18
3, vs. MU, 11/19/19	Asts	5, vs. WSC, 12/1/18
3, vs. WSU, 12/6/19	Stls	6, vs. MSU, 1/27/19



## 20 IZZY VAN VELDHIJZEN Jr. // G // 5-10 // Sioux Falls, S.D.

PPG	RPG	MPG	APG	SPG	FG%	3FG%	FT%
3.4	2.7	15.0	0.8	1.0	.323	.200	.700

Season	Highs	Career
9, vs. BU, 11/25/19	Pts	15, vs. PR-Rio Piedras 11/21/18
7, vs. TSU 11/16/19	Rebs	7, vs. TSU, 11/16/19
30, vs. UMC, 12/13/19	Asts	6, vs. DSU, 11/15/18
4, vs. BU, 11/25/19	Stls	4, vs. BU, 11/25/19



## 22 LAUREN SEES Fr. // G // 5-8 // Avon, S.D.

PPG	RPG	MPG	APG	SPG	FG%	3FG%	FT%
12.7	3.7	26.1	1.6	1.7	.570	.500	.769

Season	Highs	Career
22, vs. BSU, 12/14/19	Pts	-
7, vs. UMC, 12/13/19	Rebs	-
3, vs. UIU, 12/7/19	Asts	-
6, vs. BU, 11/25/19	Stls	-



## 24 JANELLE SHIFFLER So. // F // 6-0 // Union Gove, Minn.

PPG	RPG	MPG	APG	SPG	FG%	3FG%	FT%
5.8	3.0	16.3	0.6	0.1	.440	.200	.667

Season	Highs	Career
12, vs. UMC, 12/13/19	Pts	24, vs. SNU, 11/10/18
5, vs. UIU, 12/7/19	Rebs	6, vs. WSC, 12/30/18
2, vs. MMC 11/22/19	Asts	3, vs. MMC, 11/12/18
1, vs. WSU 12/6/19	Stls	3, vs. DSU, 11/15/18



## 32 AISLINN DUFFY R-Fr. // F // 6-0 // Rapid City, S.D.

PPG	RPG	MPG	APG	SPG	FG%	3FG%	FT%
3.7	2.4	13.6	0.4	0.4	.283	.278	.400

Season	Highs	Career
9, vs. UIU, 12/7/19	Pts	-
4, vs. BU, 11/25/19	Rebs	-
2, vs. BU, 11/25/19	Asts	-
2, vs. UIU, 12/7/19	Stls	-



## 34 MICHAELA JEWETT Fr. // G/F // 6-0 // Brookings, S.D.

PPG	RPG	MPG	APG	SPG	FG%	3FG%	FT%
0.0	0.0	0.0	0.0	0.0	0.0	0.0	0.0

Season	Highs	Career
0, vs.	Pts	-
0, vs.	Rebs	-
0, vs.	Asts	-
0, vs.	Stls	-



## 42 LIZZY KARP R-Fr. // C // 6-2 // Andover, Minn.

PPG	RPG	MPG	APG	SPG	FG%	3FG%	FT%
4.0	2.6	12.7	0.1	0.4	.317	.357	.556

Season	Highs	Career
6, vs. BSU, 12/14/19	Pts	-
3, vs. WSC, 11/30/19	Rebs	-
1, vs. UIU, 12/7/19	Asts	-
2, vs. WSU, 12/6/19	Blk	-

NOTEWORTHY

**HOME COOKIN’:** The Vikings haven’t had more than four home losses in a season since the 2003-04 season when they went 8-5 at home. That same season is the only losing season under head coach Dave Krauth in his 30 seasons at Augustana.

**HI, MY NAME IS:** Augustana only lost three seniors from last season, but welcome in seven new freshman/redshirt freshman to the mix this season.

**NOW YOU SEES HER NOW YOU DONT:** The Avon, South Dakota, standout has averaged 12.7 points a contest and has also pulled down 3.7 boards per game. Sees shoots at a team-high 57 percent clip from the field and 50 percent from deep.

**SEEING DOUBLE:** Augustana had five players record double figures in its season-opening win over Truman State. The last time the Vikings had that happen was against SMSU on Feb. 23, 2019.

**BLOCK PARTY:** Augustana ranks fifth with 3.4 blocks per contest and has recorded 31 total on the season. As a team, the Vikings rank 82nd in the nation in blocks per contest.

**GRAND THEFT BASKETBALL:** Augie ranks second in steals per game with 10.56 and 95 total. Abby Hora and Lauren Sees rank third and 10th in the NSIC with 2.0 and 1.7 steals respectively.

**A DECADE TO REMEMBER:** Augie has recorded a 235-86 record in the last 10 years that also included four trips to the NCAA Tournament and the program’s first appearance in the NCAA Division II Final Four in 2013 as well as the NSIC Conference Tournament Championship. The Vikings also returned to the tournament in 2018 after an NSIC regular season and conference tournament title with their season ending in the NCAA Tournament Sweet 16.

**CYA 2019, HELLO 2020:** The Vikings earned a 28-14 record in 2019. Vishe’ Rabb earned NSIC Freshman of the Year while Hana Metoxen, Lynsey Prosser and Shelby Selland all earned spots on All-NSIC teams.

STORYLINES

- Coming off splitting the weekend against the Golden Eagles and the Beavers the Vikings are looking to enter the holiday break on a win.
- The Vikings rank third in the NSIC in rebounding offense with 41.1 rebounds per game and rank 72nd in the nation.
- Augustana ranks second in the NSIC with a 8.22 turnover margin and ranks third in field goal percentage defense holding opponents to 37 percent shooting from the field.
- Abby Hora ranks third in the NSIC with 2.0 steals per contest while as a team rank second with 10.56 steals per game.

SCOUTING THE OPPONENTS

Wayne State Wildcats (7-3, 3-2 NSIC)

Wayne State enters with a 7-3 record and 3-2 record in NSIC action. Recently, the Wildcats split a pair of games to Bemidji State and Minnesota Crookston. Wayne State opened conference play with a win over Augustana and Upper Iowa before losing to Winona State.

The Wildcats are led by Erin Norling who averages 20.4 points per game while three others average double-figure scoring. Kylie Hammer recorded a career-high 21 points against the Vikings the last time the two-faced. The sophomore also finished with eight boards, five assists and three steals. As a team, they shoot 43 percent from the field and 34 percent from deep. The Wildcats average 77.9 points per game while allowing 68.7 points.



ALL-TIME SERIES

Overall	AU Leads, 24-17
Home	15-4
in Wayne	8-11
Neutral	1-2
Krauth vs. Wayne State	24-17
Current AU streak	L1
Longest AU Winning Streak	W7
Longest AU Losing Streak	L1
Largest AU Margin of Victory	39
Largest AU Margin of Defeat	29

Last Five Meetings

11/20/17	Home	AU, 94-83
12/19/17	Home	AU, 97-90 (ot)
12/1/18	Home	AU, 87-79
12/30/18	Away	AU, 81-53
11/30/19	Away	WSC, 80-76

Augustana’s Record When...

Overall.....	6-3
Home.....	4-1
Elmen Center.....	3-0
Sanford Pentagon.....	1-1
Away.....	2-2
vs. NSIC at home.....	1-1
vs. NSIC on the road.....	1-2
Monday .....	1-0
Tuesday .....	1-0
Friday .....	2-1
Saturday .....	2-2
November .....	4-1
December .....	2-2
January .....	0-0
February .....	0-0
March .....	0-0
Leading at halftime .....	6-0
Tied at halftime .....	0-1
Trailing at halftime.....	0-2
FG% is higher .....	5-1
FG% is equal .....	0-0
FG% is lower.....	1-2
FG% defense is less than 30%.....	0-0
FG% defense is 30-39% .....	5-0
FG% defense is 40% or greater .....	1-3
Makes 0-5 3FGs .....	1-1
Makes 6-10 3FGs .....	4-2
Makes more than 10 3FGs .....	1-0
Makes more FTs than opponent .....	6-1
Makes equal FTs than opponent.....	0-0
Makes fewer FTs than opponent.....	0-2
vs. WBCA Top 5 .....	0-0
vs. WBCA Top 10 .....	0-0
vs. WBCA Top 25.....	0-0
vs. Unranked.....	6-3
Margin is 1-5 points.....	0-1
6-10 points .....	2-1
11-15 points .....	0-0
16-20 points .....	0-1
21 or more points .....	4-0
In overtime .....	0-1
<b>Miscellaneous Streaks</b>	
Current .....	L1
Homecourt .....	W1
Road .....	L1
vs. Nationally Ranked Teams.....	



NORTHERN SUN CONFERENCE STANDINGS

Dec. 11							
SCHOOL	CONF	CPCT.	OVERALL	PCT.	DIV	DPCT.	STREAK
<b>North</b>							
Minnesota Duluth	5-0	1.000	8-3	0.727	3-0	1.000	W8
MSU Moorhead	4-1	0.800	9-3	0.750	4-1	0.800	W1
UMary	4-1	0.800	10-4	0.714	4-1	0.800	W2
St. Cloud State	3-2	0.600	6-3	0.667	1-2	0.333	W3
Northern State	3-2	0.600	7-4	0.636	3-2	0.600	L1
Bemidji State	2-3	0.400	5-4	0.556	1-2	0.333	W1
Minnesota Crookston	1-4	0.200	2-7	0.222	0-3	0.000	W1
Minot State	0-5	0.000	3-6	0.333	0-5	0.000	L5
<b>South</b>							
Sioux Falls	3-2	0.600	10-2	0.833	3-0	1.000	W1
Winona State	3-2	0.600	7-2	0.778	3-2	0.600	L2
Wayne State	3-2	0.600	8-3	0.727	2-1	0.667	W1
Minnesota State	3-2	0.600	6-3	0.667	3-2	0.600	L1
Concordia-St. Paul	3-2	0.600	6-5	0.545	3-2	0.600	W2
<b>Augustana</b>	<b>2-3</b>	<b>0.400</b>	<b>6-3</b>	<b>0.667</b>	<b>1-2</b>	<b>0.333</b>	<b>L1</b>
Upper Iowa	1-4	0.200	2-9	0.182	1-4	0.200	W1
SMSU	0-5	0.000	5-5	0.500	0-3	0.000	L4

20-POINT SCORERS

Vishe’ Rabb vs. Winona State 12/6.....	21
Abby Hora vs. Upper Iowa 12/7.....	20
Lauren Sees vs. Bemidji State 12/14.....	22

DOUBLE-FIGURE SCORING

	2019-20
Vishe’ Rabb	5
Abby Hora	6
Lauren Sees	7
Janelle Shiffler	2
Camryn Hay	1
Danni Honner	1
Hannah Mitby	1

DOUBLE-DOUBLES



2019-20 Quarter Statistics

Augie - Most

1Q- 23  
2Q- 23  
3Q- 28  
4Q- 26

Augie - Fewest

1Q- 10  
2Q- 8  
3Q- 7  
4Q- 8  
OT- 3

Opponent - Most

1Q-20  
2Q- 27  
3Q- 31  
4Q-23  
OT-11

Opponent - Fewest

1Q- 11  
2Q- 5  
3Q- 6  
4Q- 9

THE POLLS

The Augustana women’s basketball team was selected to finish fourth in the NSIC Preseason Coaches’ Poll the league office announced. MSU Moorhead was picked to finish first after receiving nine first-place votes and 217 overall points. Augustana was picked to finish second in the South Division after amassing 39 points which is 10 points behind first-place Sioux Falls.

Rabb is the reigning NSIC Freshman of the Year and Augie’s NSIC Player to Watch this season after averaging 10.7 points per game and 1.45 steals per game. The Springfield, Minnesota, native shot at a 46-percent clip and 33 percent from deep.

Metoxen also returns after being named to the NSIC All-Defensive team last season. The Apple Valley, Minnesota, native grabbed 39 steals to lead the Vikings defense. On the other side of the ball, the senior averaged 6 points and 4.2 boards a game.

The Vikings return four players that started at least 15 games or more last season in Vishe’ Rabb, Abby Hora, Hana Metoxen and Janelle Shiffler.

WBCA COACHES POLL

Rank	School	Record	Previous
1	Drury (13)	8-0	1
2	Lubbock Christian (10)	9-0	2
3	Grand Valley State	9-0	3
4	Ashland	8-0	4
5	Lee (TN)	11-0	5
6	Saint Anselm	7-0	6
7	Virginia Union	7-1	9
8	Texas A&M-Commerce	9-0	10
9	California (PA)	7-1	11
10	Alaska Anchorage	9-1	12
11	Indiana (PA)	8-1	13
12	Westminster (UT)	10-1	17
13	North Georgia	8-1	14
14	Hawaii Pacific	8-1	20
15	Adelphi	11-0	21
16	Fort Hays State	7-2	19
17	Azusa Pacific	7-2	8
18	Sioux Falls	9-2	7
19	Anderson (SC)	8-2	15
20	Emporia State	7-2	23
21	SW Oklahoma State	8-2	25
22	UC San Diego	6-2	22
23	Bowie State	9-0	NR
24	Cal State San Marcos	8-1	NR
25	Lindenwood	5-0	NR

**Dropped Out:** No. 18 Southeastern Oklahoma State (5-2); No. 16 West Texas A&M (9-3); No. 24 Minnesota State Moorhead (9-3).

**Others receiving votes:** St. Thomas Aquinas (9-1) 39; Southeastern Oklahoma State (5-2) 35; Lincoln (PA) (10-1) 25; West Texas A&M (9-3) 23; Catawba (8-0) 22; Central Oklahoma (8-2) 20; Walsh (8-2) 14; Benedict (7-2) 13; Bentley (8-3) 13; Southern Nazarene (6-2) 13; Belmont Abbey (8-1) 10; University of the Sciences (7-3) 10; Minnesota Duluth (8-3) 7; Union (TN) (9-2) 5

REGIONAL RANKINGS

Rank	School	Record	In-Region
1	SW Oklahoma State	27-1	27-1
2	Fort Hays State	24-1	24-1
3	Central Missouri	22-5	20-4
4	MSU Moorhead	25-5	23-5
5	Minnesota Duluth	21-6	21-6
6	Emporia State	19-7	19-7
7	Lindenwood	20-6	20-6
8	Pittsburg State	18-7	17-7
9	Concordia-St. Paul	19-7	19-7
10	East Central	21-7	21-7

2019 PRESEASON NSIC

Rank	Team (First Place Votes)	Points
1.	MSU Moorhead (9)	217
2.	Sioux Falls (6)	214
3.	Minnesota Duluth (1)	194
4.	Augustana	169
5.	Minnesota State	156
6.	St. Cloud State	155
7.	UMary	140
8.	Winona State	125
9.	Southwest Minnesota State	107
10.	Concordia-St. Paul	104
11.	Wayne State College	103
12.	Northern State	82
13.	Bemidji State	49
14.	Minnesota Crookston	48
15.	Minot State	40
16.	Upper Iowa	17

Augustana’s Largest in 2019-20

**Largest Halftime Lead**  
13 (37-24 vs. Midland 11.19.19)

**Largest Halftime Deficit**  
17 (44-27 vs. Bemidji State 12.14.19)

**Largest Win**  
33 (82-49 vs. Bellevue 11.25.19)

**Largest Defeat**  
17 (74-57 vs. Bemidji State 12.14.19)

**Largest Lead**  
38 (vs. Bellevue 11.25.19)

**Largest Deficit**  
21 (vs. Bemidji State 12.14.19)

**Largest Deficit to Win**

**Most Time Leading**  
38:06 (at Truman State 11.16.19)

**Points off the Bench**  
37 (vs. Mount Marty 11.22.19)

**Points in the Paint**  
44 (vs. Wayne State 11.30.19)

**Points Off Turnovers**  
32 (vs. Bellevue 11.25.19)

**Most Second Chance Points**  
20 (vs. Mount Marty 11.22.19)

**Most Fast Break Points**  
33 (vs. Bellevue 11.25.19)



2019-20 Augustana (SD) Women's Basketball  
Team Game-by-Game  
All games

			Total		3-Pointers		Free throws		Rebounds											
Opponent	Date	Score		FG-FGA	PCT	3FG-FGA	PCT	FT-FTA	PCT	OFF	DEF	TOT	AVG	PF	A	TO	BLK	STL	PTS	AVG
at Truman	11/16/2019	83-62	W	31-73	.425	8-29	.276	13-18	.722	10	28	38	38.0	21	3	5	3	5	83	83.0
Midland	11/19/2019	64-56	W	23-65	.354	6-19	.316	12-20	.600	12	32	44	41.0	16	14	10	9	9	64	73.5
Mt. Marty	11/22/2019	86-59	W	33-73	.452	11-28	.393	9-13	.692	17	24	41	41.0	16	15	5	6	10	86	77.7
Bellevue	11/25/2019	82-49	W	30-83	.361	9-26	.346	13-18	.722	21	35	56	44.8	15	15	9	4	21	82	78.8
at Wayne St. (NE)	11/30/2019	76-80	L	32-74	.432	6-27	.222	6-14	.429	11	27	38	43.4	24	15	15	2	11	76	78.2
Winona St.	12/06/2019	64-72	Lot	22-70	.314	8-28	.286	12-17	.706	16	33	49	44.3	19	12	23	3	9	64	75.8
Upper Iowa	12/07/2019	74-48	W	27-58	.466	9-23	.391	11-18	.611	4	32	36	43.1	18	13	8	4	15	74	75.6
at Minn.-Crookston	12/13/2019	63-54	W	24-67	.358	4-20	.200	11-14	.786	12	27	39	42.6	16	11	8	0	8	63	74.0
at Bemidji St.	12/14/2019	57-74	L	20-60	.333	4-25	.160	13-18	.722	8	21	29	41.1	23	3	7	0	7	57	72.1
Total		649		242-623	.388	65-225	.289	100-150	.667	111	259	370	41.1	168	101	90	31	95	649	72.1
Opponents		554		198-531	.373	60-205	.293	98-136	.721	84	287	371	41.2	149	96	164	22	47	554	61.6

Augustana (SD) Averages

Games Played	Points/game	FG Pct	3FG Pct	FT Pct	Rebounds/game	Assists/game	Turnovers/game	Assist/Turnover ratio	Steals/game	Blocks/game
9	72.1	38.8	28.9	66.7	41.1	11.2	10.0	1.1	10.6	3.4



# DAVE KRAUTH

## HEAD COACH

Sioux Falls, 1974  
31st Season at Augustana  
Record: 628-269  
Family: Sandy (wife), Julie (daughter), Katie (daughter). Six grandchildren

### CAREER RECORD/YEAR-BY-YEAR

Year	Overall		Conf.		Conf. Finish
	W	L	W	L	
1989-90	19	10	11	7	4th NCC
1990-91	23	6	13	5	3rd NCC
1991-92	26	4	15	3	2nd NCC
1992-93	24	5	14	4	3rd NCC
1993-94	23	6	13	5	3rd NCC
1994-95	16	11	8	10	t-5th NCC
1995-96	14	13	8	10	t-5th NCC
1996-97	23	5	14	4	t-2nd NCC
1997-98	17	10	10	8	5th NCC
1998-99	19	10	11	7	t-4th NCC
1999-00	20	9	10	8	t-5th NCC
2000-01	20	8	13	5	t-2nd NCC
2001-02	14	13	9	9	t-6th NCC
2002-03	16	15	4	12	7th NCC
2003-04	13	15	5	9	6th NCC
2004-05	22	9	6	6	t-3rd NCC
2005-06	21	10	7	5	3rd NCC
2006-07	25	7	9	3	2nd NCC
2007-08	22	9	7	5	3rd NCC
2008-09	20	10	13	7	t-4th NSIC
2009-10	24	7	16	4	t-2nd NSIC
2010-11	20	10	13	9	t-5th NSIC
2011-12	24	7	18	4	2nd NSIC /
2012-13	28	7	16	6	3rd NSIC /
2013-14	16	12	11	11	9th NSIC
2014-15	21	10	14	8	5th NSIC
2015-16	24	8	15	7	5th NSIC
2016-17	23	8	17	5	2nd NSIC
2017-18	29	4	19	3	T-1st NSIC
2018-19	22	11	13	9	7th NSIC
2019-20	5	2	1	2	
Total	634	272	378	269	

David Krauth enters his 31st season at the helm of the Augustana women’s basketball program in 2019-20.

During the 2018-19 season, Krauth led the Vikings to a 22-11 record. The Vikings 22 wins is the 14th time in the last 15 years that the Vikings have won at least 20 games in a single season. They have recorded 21, 20 win seasons since Krauth became head coach in 1989-90. He has had just one losing campaign.

The 2017-18 season marked another historic year for Augustana women’s basketball.

The Vikings posted a 29-4 record, won a share of the NSIC regular season title for the first time in program history, won the NSIC South for the 2nd straight season, won the NSIC Tournament in dominating fashion, and advanced to the Sweet-16 in their 14th NCAA Tournament Appearance. The 29 wins are the most in program history, and the Vikings began the season 14-0, which is the best start to a season in program history.

Krauth made history in the regular season finale, when the Vikings defeated Upper Iowa 71-45 on Feb. 17, 2018, to give him his 600th career win. Krauth is the sixth active head coach with 600 or more wins and the 15th coach all-time to do so in Division II. He currently has a .70% winning percentage.

As has been a staple of his program, academics once again excelled with ten Vikings earning Academic All-NSIC honors. During Krauth’s tenure, he has had 98 players named to Academic All-Conference teams. The team was also named to the WBCA Academic Top 25 Team Honor roll for the fifth straight season.

A highlight of his coaching career, the 2012-13 season was one for the ages, as Krauth’s Vikings set a single-season school record for wins (28), which included being the NSIC Tournament and Central Region Tournament champions. The Vikings advanced to the national tournament semifinals by eliminating previously unbeaten and nationally top-ranked Clayton State in the opening round. Augustana’s unprecedented run came to an end against Dowling College in the semifinals. The Vikings were ranked No. 4 in the final USA Today Sports Coaches Poll and were NCAA Tournament qualifiers for the 13th time.

In 1993, Krauth’s Vikings were cited as the College Women’s Team of the Year by the South Dakota Sportswriter’s Association.

Krauth’s personal honors include Northern Sun Intercollegiate Conference Coach of the Year (2018), North Central Conference Coach of the Year (1990), the South Dakota Sportswriters’ College Women’s Coach of the Year (1994), and the South Dakota Basketball Coaches Association Women’s College Coach of the Year for 1989-90, 1990-91 and 2004-05.

In 2006, he was named the Russell Athletic/WBCA Division II, Region Seven Coach of the Year after leading the Vikings to a 25-7 record. Included was a school-record 20-game winning streak. In 2012, Krauth was inducted into the Sioux Falls O’Gorman High School Athletic Hall of Fame.

Teaching and coaching stints at Tri-Valley High School (Colton, SD), and Roosevelt High School (Des Moines, Iowa) preceded Krauth’s Augustana appointment. He compiled a record of 347-143 as a high school coach, taking eight teams to state tournaments.



LAST TIME IT HAPPENED...

Team Single Game

Scored 100 or MORE points .....	102, vs. Upper Iowa (1/19/18)
Scored 90 or MORE points .....	96, vs Waldorf (11/28/18)
Scored LESS than 50 points .....	48 vs. Bemidji state (12/16/18)
Allowed 100 or MORE points.....	101 vs. SDSU (2/20/03)
Allowed 90 or MORE points.....	93 vs. MSU (12/04/14)
Allowed LESS 50 points .....	49, vs Bellevue (11/25/19)
AU & opp. scored LESS than 50 points.....	vs. Dakota State (W, 47-41), 1976
Won by 20 or MORE points.....	26, vs Upper Iowa (12/7/19)
Won by 30 or MORE points .....	33, vs. Bellevue (11/25/19)
Won by 40 or MORE points .....	46, vs Dakota State (11/15/18)
Won by 50 or MORE points.....	51, vs Upper Iowa (2/18/17)
Played in Overtime .....	vs. Winona State (12/6/19)
Won in Overtime.....	vs. Northern State, 90-86 (3/10/18)
Won in Double Overtime.....	vs MSU, 96-93 2OT (12/04/15)
Played a Top-25 team .....	at #20 Northern State (1/13/18)
Beat a Top-10 team.....	vs #10 Michigan Tech, W, 95-82 (11/25/17)
Beat a Top-25 team.....	at #20 Northern State, W, 77-64 (1/13/18)
Played an NCAA Division I team .....	vs. Creighton , 1984-85 • Lost 64-54
Made 10+ 3-point field goals.....	11 vs. Mount Marty (11/22/19)
Made 15+ 3-point field goals.....	17, vs Winona State (1/12/18)
Made 30+ free throws .....	36 vs. Minnesota State, (12/14/13)
Made 35+ free throws .....	36 vs. Minnesota State, (12/14/13)
Had 50+ rebounds.....	63 vs. vs. UPR Rio Piedras (11/21/18)
Had a rebound margin of +20.....	+23 vs. Bemidji State (12/16/18)
Had a rebound margin of +25.....	+26, vs. UPR Rio Piedras (11/21/18)
Had a rebound margin of -15.....	-18 vs. Northern State, (3/10/18)
Had 20+ assists.....	22, vs. Bemidji State (12/16/18)
Had 30+ assists .....	30 vs Minnesota State (12/3/16)
Had 15+ steals .....	21 vs. Bellevue (11/25/19)
Committed 5 or fewer turnovers.....	5, vs Mount Marty (11/22/19)
Committed 20 or more turnovers.....	21, vs. Northern State (1/18/19)
Committed 25 or more turnovers .....	26, vs. UPR Rio Piedras (11/21/18)
Forced 25 or more turnovers.....	27, vs. Waldorf (11/28/18)
Forced 30 or more turnovers .....	34 vs Simon Fraser, (11/5/16)
Made 35+ field goals.....	38, vs. Peru State (12/19/18)
Made 40+ field goals .....	41 vs. Upper Iowa (1/19/18)
Shot 50% in a GAME.....	50.0% (36-72) vs. Bemidji State (12/16/18)
Shot 60% in a GAME.....	60.7% (34 of 56) vs. Upper Iowa, (2/8/14)
Shot < 30% in a GAME.....	24.2% vs Minnesota Duluth (2/8/19)
Opponent 10+ 3-pointers in a GAME .....	14, vs. SMSU (2/23/19)

Team Single Half

Scored 50+ points in one HALF	52, 1st half, vs. Wayne State (12/30/18)
Scored < 25 points in one HALF	24 (1st) vs. Central Oklahoma (11/22/18)
Scored < 20 points in one HALF	19 (1st) vs. Minnesota Duluth (2/8/19)
Allowed 50+ points in one HALF	50 vs. SMSU (2/23/19)
Allowed < 25 points in one HALF	24 (1st) vs. Central Oklahoma (11/22/18)
Allowed < 20 points in one HALF	18, 1st half vs. Bemidji State (12/16/18)
Shot 60% in one HALF	63.3% (1st) vs. Upper Iowa, (2/21/14)
Shot 70% in one HALF .....	N/A
Shot < 30% in one HALF .....	25% vs Sioux Falls (1/5/19)
Shot < 20% in one HALF .....	26.1% (1st) at SCSU (1/28/17)
Opponent shot 60% in one HALF ....	66.7% (1st) vs. MSU Moorhead (2/26/14)
Opponent shot < 30% in one HALF..	20.69% (1st) vs Dakota State, (11/15/18)
Opponent shot < 20% in one HALF .....	N/A

Individual Single Game

Score 25+ points.....	27, Lynsey Prosser vs. Northern State (2/27/19)
Score 30+ points .....	31, Sophie Kenney vs MSU Moorhead, (2/28/16)
Score 40+ points .....	44, Melissa Olson vs. University of Mary, (11/2/84)
2+ players score 20+ pts .....	Shelby Selland (23), Lynsey Prosser (20) vs. Bemidji State (12/16/18)
Had 15+ rebounds .....	15, Riley Nordgaard vs. Concordia-St. Paul, (1/18/14)
Had 10+ assists .....	10, Lynsey Prosser, vs Simon Fraser (11/05/16)
Had 15+ assists.....	N/A
Had 7+ steals .....	7, Logan O’Farrell, vs. Sioux Falls (2/26/18)
Had 5+ blocked shots .....	10, Cameron Hay, vs. Dakota State (11/15/18)
Record a double-double....	Shelby Selland, 20 pts, 11 reb. vs. Wayne State (12/30/18)
Record a triple-double.....	Megan Doyle vs. SCSU, 15 pts, 13 rebs, 12 asts (1/29/11)
two players record a double-double .....	vs. St. Cloud State, (1/28/17)
.....	Shelby Selland 14pt/11reb, Logan O’Farrell 10pt/10reb
Had a 15/15 game .....	vs. Concordia-St. Paul, (1/18/14)
.....	Riley Nordgaard, 20 points, 15 rebs.
Had a 20/15 game .....	vs. Concordia-St. Paul (1/18/14)
.....	Riley Nordgaard, 20 points, 15 rebs.
Five players score in double figures .....	vs. Truman State (11/16/19)
.....	Rabb (15), Hora (14), Sees (12), Shiffler (11), Hay (10)
Five players record 5 or more rebounds .....	vs. Bemidji State, (12/16/18)
.....	Prosser (10), Hay (8), Van Veldhuizen (6), Hora (6), Selland (5)
Six players score in double figures .....	vs Bemidji State (2-4-17)
.....	Lynsey Prosser (14), Shelby Selland (14), Naomi Rust (14),
.....	Presley O’Farrell (13), Sydney Rome (10), Paige Peterson (10)

Misc. Records

Won five consecutive road games .....	11/20/17-1/12/17 (five straight)
Won 10 consecutive games .....	11/13/17-1/12/18 (14 straight)
Won 15 consecutive games.....	Nov. 5, 2006-Jan. 20, 2007 (20 straight)
Won 20 consecutive games.....	Nov. 5, 2006-Jan. 20, 2007 (20 straight)



2019-20 Augustana (SD) Women's Basketball  
Combined Team Statistics  
All games

Game Records

Record	Overall	Home	Away	Neutral
ALL GAMES	6-3	4-1	2-2	0-0
CONFERENCE	2-3	1-1	1-2	0-0
NON-CONFERENCE	4-0	3-0	1-0	0-0

Score by Periods

Team	1st	2nd	3rd	4th	OT	TOT
Augustana (SD)	156	155	167	168	3	649
Opponents	129	133	133	148	11	554

Team Box Score

No.	Player				Total		3-Point		F-Throw		Rebounds											
		GP-GS	MIN	AVG	FG-FGA	FG%	3FG-FGA	3FG%	FT-FTA	FT%	OFF	DEF	TOT	AVG	PF	DQ	A	TO	BLK	STL	PTS	AVG
12	RABB, Vishe'	6-6	146:53	24.5	32-80	.400	5-20	.250	16-27	.593	5	12	17	2.8	14	0	5	7	1	6	85	14.2
22	SEES, Lauren	9-9	234:35	26.1	45-79	.570	14-28	.500	10-13	.769	6	27	33	3.7	25	1	14	14	5	15	114	12.7
14	HORA, Abby	9-9	277:32	30.8	39-103	.379	15-41	.366	18-24	.750	9	27	36	4.0	13	0	16	11	2	18	111	12.3
33	HAY, Camryn	5-5	96:26	19.3	13-30	.433	1-1	1.000	2-2	1.000	11	13	24	4.8	16	1	6	4	7	4	29	5.8
24	SHIFFLER, Janelle	9-0	146:42	16.3	22-50	.440	4-20	.200	4-6	.667	8	19	27	3.0	13	0	5	8	4	1	52	5.8
31	METOXEN, Hana	9-9	221:26	24.6	14-56	.250	3-28	.107	13-19	.684	15	40	55	6.1	21	0	17	7	1	15	44	4.9
03	HONNER, Danni	9-3	131:40	14.6	17-44	.386	5-16	.313	3-4	.750	8	16	24	2.7	10	0	9	6	0	6	42	4.7
21	MITBY, Hannah	9-0	110:34	12.3	13-32	.406	1-4	.250	13-23	.565	6	15	21	2.3	14	0	8	5	4	9	40	4.4
42	KARP, Lizzy	9-0	114:29	12.7	13-41	.317	5-14	.357	5-9	.556	4	19	23	2.6	13	0	1	6	5	4	36	4.0
32	DUFFY, Aislinn	9-4	122:50	13.6	13-46	.283	5-18	.278	2-5	.400	10	12	22	2.4	15	0	4	10	2	4	33	3.7
20	VAN VELDHUIZEN, Izzy	9-0	135:21	15.0	10-31	.323	4-20	.200	7-10	.700	10	14	24	2.7	4	0	7	3	0	9	31	3.4
02	ZILVERBERG, Mckenzee	9-0	58:30	6.5	7-21	.333	2-9	.222	7-8	.875	1	10	11	1.2	7	0	9	8	0	2	23	2.6
05	GUENTZEL, Katie	3-0	09:16	3.1	2-5	.400	1-3	.333	0-0	.000	2	1	3	1.0	1	0	0	0	0	0	5	1.7
23	RENSCH, Kenzie	3-0	12:23	4.1	2-3	.667	0-1	.000	0-0	.000	0	2	2	0.7	2	0	0	0	0	2	4	1.3
35	GEFFRE, Grace	3-0	06:23	2.1	0-2	.000	0-2	.000	0-0	.000	0	1	1	0.3	0	0	0	0	0	0	0	0.0
Team											16	31	47					1				
Total		9	1825		242-623	.388	65-225	.289	100-150	.667	111	259	370	41.1	168	2	101	90	31	95	649	72.1
Opponents		9	1825		198-531	.373	60-205	.293	98-136	.721	84	287	371	41.2	149	1	96	164	22	47	554	61.6

Team Statistics

	AUGIE	OPP
Scoring	649	554
Points per game	72.1	61.6
Scoring margin	+10.6	-
Field goals-att	242-623	198-531
Field goal pct	.388	.373
3 point fg-att	65-225	60-205
3-point FG pct	.289	.293
3-pt FG made per game	7.2	6.7
Free throws-att	100-150	98-136
Free throw pct	.667	.721
F-Throws made per game	11.1	10.9
Rebounds	370	371
Rebounds per game	41.1	41.2
Rebounding margin	-0.1	-
Assists	101	96
Assists per game	11.2	10.7
Turnovers	90	164
Turnovers per game	10.0	18.2
Turnover margin	+8.2	-
Assist/turnover ratio	1.1	0.6
Steals	95	47
Steals per game	10.6	5.2
Blocks	31	22
Blocks per game	3.4	2.4
Winning streak	0	-
Home win streak	1	-
Attendance	7533	1504
Home games-Avg/Game	5-1507	4-376
Neutral site-Avg/Game	-	0-0

Team Results

Date	Opponent		Score	Att.
11/16/2019	at Truman	W	83-62	475
11/19/2019	Midland	W	64-56	1259
11/22/2019	Mt. Marty	W	86-59	1340
11/25/2019	Bellevue	W	82-49	1181
11/30/2019	at Wayne St. (NE)	L	76-80	221
12/06/2019	Winona St.	L	64-72	2092
12/07/2019	Upper Iowa	W	74-48	1661
12/13/2019	at Minn.-Crookston	W	63-54	412
12/14/2019	at Bemidji St.	L	57-74	396