

— 2019 —

# ALPINE

COMPETITION GUIDE



A low-angle shot of a ski lift gondola against a bright blue sky with scattered white clouds. The gondola is filled with skis of various colors, including blue, black, and yellow. The perspective is looking up at the gondola, which is moving upwards.

## Insurance isn't one size fits all.

At Liberty Mutual, we customize our policies to you, so you only pay for what you need. Home, auto and more, we'll design the right policy, so you're not left out in the cold.

**For more information,  
visit [libertymutual.com](https://libertymutual.com).**



**Liberty  
Mutual**  
INSURANCE



PROUD PARTNER



# SKI & SNOWBOARD

## 2019 ALPINE COMPETITION GUIDE

### **On The Cover**

U.S. Ski Team member Tommy Ford

### **Managing Editor and Layout**

Jeff Weinman

### **Contributors**

Eric Cates  
Sam Damon  
J.J. Ehlers

Bill Gunesch  
Thelma Hoessler

Chip Knight  
Patti Nichols  
Darlene Nolting

### **Cover Design**

Jonathan McFarland - U.S. Ski & Snowboard Creative Services

### **Published by**

U.S. Ski & Snowboard  
PO Box 100  
1 Victory Lane  
Park City, UT 84060  
[usskiandsnowboard.org](http://usskiandsnowboard.org)

Copyright 2018 by U.S. Ski & Snowboard. All rights reserved. No part of this publication may be reproduced, distributed, or transmitted in any form or by any means, or stored in a database or retrieval system, without the prior written permission of the publisher. Printed in the USA by RR Donnelley. Additional copies of this guide are available for \$10.00 from Member Service, 435.647.2666.

# TABLE OF CONTENTS

---

<b>Key Contact Directory</b>	<b>4</b>
<b>Alpine Field Contacts</b>	<b>6</b>
<b>Alpine Important Dates</b>	<b>6</b>
<b>Chapter 1: Getting Started</b>	<b>9</b>
Athletic Advancement	10
Where to Find More Information	11
Membership Categories	11
Code of Conduct	12
Athlete Safety	14
Parents	15
Insurance Coverage	15
Alpine Program Information	16
Alpine Development Pyramid	17
Regional and Divisional Rules and Procedures	18
Alpine Ski Racing Events	18
Taking Part in a Competition	18
Foreign Competitors in USA Events	19
USA Athletes Competing in another Country	20
Canadian FIS Competitions	22
<b>Chapter 2: Points, Rankings and Selection Systems</b>	<b>25</b>
Points and the Points Lists	26
Penalization of Points	31
Points List Distribution	33
Alternate Seeding Systems	33
Place Point Scales	34
Common Selection Systems	35
<b>Chapter 3: Series and Selections</b>	<b>39</b>
Olympic Winter Games	40
Alpine World Championships	40
Alpine World Cup	40
NorAm Cup	40
U.S. Alpine Championships	42
World Junior Championships	43
FIS-University Competitions	43
National Performance Series	45
Regional FIS Series	46
Junior Championships	47
FIS International Children's Racing	49
U.S. Alpine Ski Team	49

<b>Chapter 4: Regional and Divisional Programs</b>	<b>51</b>
Eastern Region	52
New Jersey Ski Racing Association	53
Maine Alpine Racing Association	53
New Hampshire Alpine Racing Association	53
New York State Ski Racing Association	54
Pennsylvania Alpine Racing Association	54
Southern Alpine Racing Association	54
Tri-State Ski Racing Association	54
Vermont Alpine Racing Association	55
Eastern Amateur Ski Education Foundation	55
Rocky/Central Region	55
Central Division	56
Rocky Mountain Division	57
Western Region	57
Alaska Division	58
Far West Division	58
Intermountain Division	59
Northern Division	60
Pacific Northwest Division	61
<b>Chapter 5: Collegiate, Masters &amp; Adaptive Racing</b>	<b>63</b>
Collegiate Competition	64
Masters Ski Racing	66
Adaptive Ski Racing	67
<b>Chapter 6: Officials and Coaches Education</b>	<b>69</b>
Alpine Officials' Program	70
Sport Education	76
<b>Chapter 7: Alpine Competition Regulations</b>	<b>79</b>
Table of Contents	80
Additional Regulations	141
Course Setting Specifications	144
Competition Equipment Rules	145
Adaptive Competition Rules	147
Course Approvals	148
<b>Concussion Checklist</b>	<b>152</b>

**Visit U.S. Ski & Snowboard at [usskiandsnowboard.org](http://usskiandsnowboard.org)  
and FIS at [fis-ski.com](http://fis-ski.com) for current calendars.**

# KEY CONTACT DIRECTORY

---

Unless otherwise noted, all email addresses are a combination of first name dot last name followed by @usskiandsnowboard.org - e.g. first.last@usskiandsnowboard.org.

## Member Service (fax 435.647.2052)

Member Service Hotline	435.647.2666	membership@
Website	usskiandsnowboard.org	
National Office (fax 435.649.3613)		
U.S. Ski & Snowboard	435.649.9090	info@
PO Box 100   1 Victory Lane		
Park City UT 84060		

## Executive Management

Tiger Shaw   President/CEO	435.647.2001	tiger.shaw@
Brooke McAfee   Chief Financial Officer	435.647.2002	brooke.mcafee@
Patty Frechette   Executive Asst. to the CEO	435.647.2006	patty.frechette@
Suzette Cantin   Exec. Projects Manager	435.647.2074	suzette.cantin@
Charlotte Miller   Chief Human Res. Officer	435.647.2003	charlotte.miller@

## Alpine

Jesse Hunt   Alpine Program Director	435.647.2020	jesse.hunt@
Chip Knight   Alpine Development Director	435.647.2074	chip.knight@
Lauren Beckos   Masters Manager	435.647.2067	lauren.beckos@
Meghan Arigo   Women's Team Manager	435.647.2025	meghan.arigo@
Gwynn Watkins   Men's Team Manager	435.647.2070	gwynn.watkins@

## Athletics

Luke Bodensteiner   Chief of Sport	435.647.2055	luke.bodensteiner@
Kate Anderson   Athletics Manager	435.647.2016	kate.anderson@

## Communications

Tom Webb   Dir. Marketing & Communications	435.647.2097	tom.webb@
Lara Brucker   Communications Manager	435.647.2038	lara.brucker@

## Competition Services

Jeff Weinman   Director Competition Services	435.647.2030	jeff.weinman@
J.J. Ehlers   Competition Services Coordinator	435.647.2037	jj.ehlers@

## Content and Creative Services

Kyle Kilcomons   Director Content & Creative	435.647.2087	kyle.kilcomons@
Sarah Brunson   Photography Manager	435.647.2012	sarah.brunson@
Aaron Springston   Video Producer	435.602.9257	aaron.springston@

## Events

Calum Clark   Chief of Systems & Operations	435.647.2053	calum.clark@
Eric Webster   Senior Director of Events	435.674.2095	eric.webster@
Peter Tilton   Director Event Operations	435.647.2042	peter.tilton@
Nick Alexakos   Grand Prix Tour Director	435.467.2018	nick.alexakos@
Lindsay Arnold   World Cup Director	435.647.2072	lindsay.arnold@
Karen Korfanta   NorAm Coordinator	435.714.1376	karen.korfanta@
Sarah Welliver   Event Manager	435.647.2620	sarah.welliver@
Tom Johnston   Alpine Technical Advisor	435.649.9090	tom.johnston@

## Foundation (Fund Raising)

Trisha Worthington   Chief Dev Officer	435.647.2075	trisha.worthington@
Amanda Black   Director of Major Gifts	435.714.0287	amanda.black@

## Member Services

Sheryl Barnes   Director Member Services	435.647.2013	sheryl.barnes@
Jennie Wright   Member Services Manager	435.647.2017	jennie.wright@
Matt Lemon   Member Service Project Mgr.	435.647.2609	matt.lemon@

## Nordic

Bryan Fish   XC Sport Development Manager	435.640.8548	bryan.fish@
Billy Demong   J & NC - USA Nordic	435.901.1749	billy@usanordic.org

## Sales and Marketing

Dan Barnett   Chief Commercial Officer	435.647.2046	dan.barnett@
Vicky Gaylord   Sr. Account Exec & Licensing	435.647.2082	vicky.gaylord@

## Snowboard, Freeski & Freestyle

Jeremy Forster   Program Director	435.647.2079	jeremy.forster@
Katie Fieguth   Sport Development Manager	435.647.2068	katie.fieguth@
Jess Luscinski   Team Manager	435.647.2034	jess.luscinski
Alexis Williams   Team Manager	435.647.2105	alexis.williams

## Sport Education

Gar Trayner   Director Sport Education	435.647.2078	gar.trayner@
Anna Hosmer   Sport Ed. Coordinator	435.647.2050	anna.hosmer@
Ellen Adams   Club Development Manager	435.647.2033	ellen.adams@

## Sport Science

Dr. Troy Taylor   High Performance Director	435.647.2028	troy.taylor@
Kyle Wilkens   Medical Director	435.647.2058	kyle.wilkens@

## Travel Service - WorldTek Travel

24-hour Travel Service	800.TEAM.SKI	worldtek@
------------------------	--------------	-----------

# ALPINE FIELD CONTACTS

---

Field contacts are the closest service point for members. Contact them for information on alpine programs. Email addresses are a combination of first name dot last name followed by @usskiandsnowboard.org - e.g. first.last@usskiandsnowboard.org

## National

Chip Knight | Alpine Development Director

chip.knight@ | tel. 435.647.2074 | cell. 435.531.6325 | fax. 435.940.2814

## Eastern Region

Sam Damon | Eastern Region Development Director

sam.damon@ | cell 435.714.2540

Brad Farrell | Eastern Region Development Coach

brad.farrell@ | cell 802.230.6045

Kathy Okoniewski | Eastern Reg. Youth Development Coach

kathy.okoniewski@ | cell 315.382.5045

For Eastern schedule agreements and results

Janet Larson | Eastern Alpine Administrator

janet.larson@ | tel. 802.468.2408 | fax. 435.645.0107

PO Box 1720 Station A | Rutland VT 05701

## Rocky/Central Region

Darlene Nolting | Rocky/Central Region Development Director

darlene.nolting@ | tel. 435.640.8510 | fax. 435.940.2828

Eric Cates | Central Division Manager

eric.cates@ | tel. 608.512.7327

Ian Dunlop | Rocky/Central Region Development Coach

ian.dunlop@ | tel. 435.714.8720

Angela Worrell | Rocky/Central Youth Development Coordinator

angela.worrell@ | tel. 435.602.0658

## Western Region

Bill Gunesch | Western Region Development Director

bill.gunesch@ | tel. 435.602.2759

Angie Brown | Western Region Program Manager

angie.brown@ | tel. 435.647.2036

Mike Prado | Western Region Head Coach

michael.prado@ | tel. 435.714.2423

Jeff Pickering | Western Region Junior Coach

jeff.pickering@ | tel. 435.602.2866

# ALPINE IMPORTANT DATES

---

April 15 Deadline for injury protection application (no exceptions are possible)

July 1 - June 30 U.S. Ski & Snowboard membership season

Aug. 15 FIS registration - late fee applies after this date

Oct. 15 U.S. Ski & Snowboard membership renewal - late fee applies after this date

Nov. 30 Schedule agreements due - late fee applies after this date



## 2018-19 Alpine Points List Dates

List		Close	Valid
1	FIS only	1 July	1 July
1	U.S. Ski & Snowboard (NAT) only	1 Aug.	1 Aug.
2	Both FIS and NAT	12 Aug.	16 Aug.
3	Both FIS and NAT	2 Sep.	6 Sep.
4	Both FIS and NAT	23 Sep.	27 Sep.
5	Both FIS and NAT	14 Oct.	18 Oct.
6	Both FIS and NAT	28 Oct.	1 Nov.
7	Both FIS and NAT	11 Nov.	15 Nov.
8	Both FIS and NAT	25 Nov.	29 Nov.
9	Both FIS and NAT	9 Dec.	13 Dec.
10	Both FIS and NAT	23 Dec.	27 Dec.
11	Both FIS and NAT	6 Jan.	10 Jan.
12	Both FIS and NAT	20 Jan.	24 Jan.
13	Both FIS and NAT	3 Feb.	7 Feb.
14	Both FIS and NAT	17 Feb.	21 Feb.
15	Both FIS and NAT	3 Mar.	7 Mar.
16	Both FIS and NAT	17 Mar.	21 Mar.
17	Both FIS and NAT	31 Mar.	4 Apr.
18	Both FIS and NAT	14 Apr.	18 Apr.
19	Both FIS and NAT	30 Apr.	2 May
20	NAT only	30 June	31 July

Most lists close on a Sunday and are valid the following Thursday. For FIS, to have results included on the next list, they must be processed and validated by Monday evening after the closing so the list can be run Tuesday in Europe. For U.S. Ski & Snowboard, to have results included on the next list, they must be processed by Tuesday at noon MST after the closing. Late results will be published to the next valid list after they are processed and validated.

All results should be submitted within 24 hours after the completion of the event to allow time for processing and corrections if necessary.

### Important information on list dates and registrations

To assure that your membership is processed before any list, membership materials must be received by U.S. Ski & Snowboard at least seven days prior to any closing date. Registrations are not considered received until they are complete. U.S. Ski & Snowboard is not responsible for late, lost or misdirected mail. It is the athlete's responsibility to ensure that his or her U.S. Ski & Snowboard and/or FIS membership/registration is received; contact member service to check the status of your application 435.647.2666 or [membership@usskiandsnowboard.org](mailto:membership@usskiandsnowboard.org).


Athletes with a valid competitor membership may register for FIS at any time during the season. Athletes will appear on the next FIS list after their registration is processed.

Athletes must maintain membership with U.S. Ski & Snowboard, and with FIS as applicable, to maintain points, even when not competing due to injury or other reasons.

# ZIPLINE

---

## GRAPHITE POLES



**Zipline Podium 16.0**  
Traditional Tapered shaft

**Zipline Podium 14.0**  
"Skinny" Straight Pole

GRAPHITE KEVLAR HYBRID  
CONSTRUCTION

FIRST KEVLAR HYBRID RACING  
POLE

ULTRA LIGHTWEIGHT AND FIRM  
POLE CONSTRUCTION

ZIP GRIP DUAL DENSITY "TRIGGER  
FINGER" GRIP

ZIPLINE HAND GUARD INCLUDED.



Thermoplastic Hand Guard Included  
with each pair of poles. Accommodates  
14.0 – 18.0 mm shafts

**[www.ziplineski.com](http://www.ziplineski.com)**

Pro Form Pricing - Save 20% off Website Through 12-31-2018  
Coupon Code **COMPGUIDE**

**Zipline Ski: 443 – 948 – 7111**



# **CHAPTER 1**

## **GETTING STARTED**



U.S. Ski & Snowboard is the Olympic national governing body for ski and snowboard sports in the USA, providing leadership and direction for tens of thousands of young skiers and snowboarders, encouraging and supporting them in achieving excellence. By empowering national teams, clubs, coaches, parents, officials, volunteers and fans, U.S. Ski & Snowboard is committed to the progression of its sports, athlete success and the value of team.

Thank you for your participation in U.S. Ski & Snowboard programs. These programs provide opportunities for athletes to develop skiing or snowboarding skills in a competitive and educational environment, from grassroots club programs up through national teams and the Olympics. This competition guide is a roadmap for various programs, rules and rankings.

U.S. Ski & Snowboard supports athletic programs in skiing, snowboarding, cross country, jumping, nordic combined, freestyle and freeskiing. U.S. Ski & Snowboard clubs make up over 385 professional coaching outlets for athletes and logistical support for competitions. These clubs, with both professional staff and volunteers and comprised of nearly 35,000 members, are the backbone of the U.S. Ski & Snowboard, supporting individual athletes and managing most of the organization's domestic competitions. In the 2018 season, our resort partners, clubs, officials and volunteers hosted more than 4,200 domestic competitions with more than 181,000 athlete starts being recorded.

Services provided by U.S. Ski & Snowboard are based around the three "R's": rules, races and rankings. Rules are established to ensure a consistent and fair playing field for all athletes. Races, or competitions, are the backbone of the U.S. Ski & Snowboard's programs, providing competitive opportunities for athletes. Rankings are a means of evaluating performance in competitions to determine advancement on the athlete development pipeline or to assist in determining start positions in specific competitions.

U.S. Ski & Snowboard provides educational resources to key constituent groups through the Center of Excellence, the organization's national training and education facility. Education is provided to athletes, parents, officials, coaches and clubs in areas such as sport technique, fitness and exercise, sport science and sports medicine.

U.S. Ski & Snowboard regions and divisions are volunteer-run programs which implement programs within small, multi-state geographic areas, including scheduling of divisional competitions, selection of divisional teams and training of competition officials.

## Athletic Advancement

Now that you are a U.S. Ski & Snowboard member, you have access to compete in sports both in your home area and nationally. The following are steps you can take to make the most out of your competitive skiing or snowboarding experience.

**Join a Club** - Linking up with a club will allow you access to the best professional coaching and logistical support. A complete club directory is available at [usskiandsnowboard.org](http://usskiandsnowboard.org).

**Compete** - Pick the proper competition programs for your age and ability. Contact the event organizer or your local club for entry information. U.S. Ski & Snowboard programs offer both introductory non-scored events for youth athletes to promote skill development and fun, and scored competitions to improve ranking.

**Ranking** - Compete in U.S. Ski & Snowboard scored competitions to gain a ranking, which will be used for advancement up the athlete development pipeline. You can monitor your ranking at [usskiandsnowboard.org](http://usskiandsnowboard.org).

**FIS Competition** - As you advance up the pipeline with your U.S. Ski & Snowboard ranking, you may be eligible for ranking on the International Ski Federation (FIS) ranking list. Check with your club coach or divisional contact for more information. FIS registration is managed through U.S. Ski & Snowboard. You can monitor your FIS ranking and register for FIS at [usskiandsnowboard.org](http://usskiandsnowboard.org).

**Team Selection** - As you continue to advance, your ranking may qualify you for a regional

or divisional team. This includes the Junior Championships, U.S. Championships and all the way up to the U.S. Ski & Snowboard Teams.

Each U.S. Ski & Snowboard sport has a specific development pipeline with defined action tips designed to educate athletes in every age group as they progress in their sport. Please see the development pipeline for your sport at [usskiandsnowboard.org](http://usskiandsnowboard.org).

## Where to Find More Information

As you continue competitive skiing or snowboarding, you might have questions along the way. The following are helpful resources to guide you on your path to success.

**Website** - [usskiandsnowboard.org](http://usskiandsnowboard.org) is the best source of member information. There you will find contact information, criteria and advancement protocol on your sport as well as the latest in national news from your sport. You can also search the Knowledge Base for answers to many of our member's most common questions.

**Competition Guide** - This handbook is a guide for athletes, parents, coaches and officials that provides a roadmap to U.S. Ski & Snowboard programs. Here you can find information on rules and rankings for your sport.

**Local Club** - Clubs are the heart of the sport. These organizations have the background and knowledge to help answer most of your questions. Check your local club for information on schedules and qualifying procedures within your division.

**Regional/Divisional Contact** - Each region and division for your sport has a contact person who can help you answer questions. Contact information appears in the front of this competition guide and at [usskiandsnowboard.org](http://usskiandsnowboard.org).

**National Office** - Every sport has full-time staff in U.S. Ski & Snowboard's national office in Park City, UT. Contact the office at 435.647.2666 with national membership or ranking questions. For a quicker response, please send an email to the contact links found at [usskiandsnowboard.org](http://usskiandsnowboard.org).

## Membership Categories

U.S. Ski & Snowboard offers a variety of membership opportunities depending on your area of interest. You can join online at [usskiandsnowboard.org](http://usskiandsnowboard.org). Your membership will be processed immediately while FIS membership may take up to one week.

Coaches, officials and club volunteer members are required to undergo periodic background screening and SafeSport training to activate membership.

**General Member** - The low-cost General membership is designed for young athletes who are training with a club program but not participating in sanctioned events. It is also perfect for club volunteers or parents who are starting to become active in support of club activities and events as well as those forerunning in sanctioned events. Not intended for those in a position of authority over minors. Not eligible for those participating in sanctioned events.

**Non-Scored Student** - The membership is designed for students 14-24, prior to Dec. 31 and is primarily for interscholastic and intercollegiate racing only. The Non-Scored Student membership provides access to all levels of U.S. Ski & Snowboard scored and non-scored competitions at the local, divisional, regional and national level. However, as the name implies it does not include access to the U.S. Ski & Snowboard points list. Non-Scored Students who are 18-24 can participate in masters competitions, except for Regional and National Championships, where they need a full masters membership.

**Competitor** - For all ages, the Competitor membership provides access to all levels of scored and non-scored competitions at the local, divisional, regional and national level. Competitor memberships include scoring on national ranking lists for athletes 14 and older as permitted in their division, as well as FIS ranking lists where appropriate (with additional FIS license). This membership is required for FIS registration and FIS level competitions.

Alpine Competitors 18 and older may add an Alpine Masters membership to their profile and compete in masters competitions

**FIS License** - Athletes with a FIS license may compete in FIS sanctioned competitions and will be scored on the international points and ranking list. Athletes must have the U.S. Ski & Snowboard Competitor membership to obtain a FIS license. Athletes should only apply for a FIS license if they meet the FIS age requirements for their discipline. FIS license must be obtained prior to competition; day-of sign-ups are not possible.

**Masters** - For ages 18 and over prior to Dec. 31. The Masters membership gives alpine athletes 18 and older access to alpine masters events, including Masters Regional and National Championships. This membership is perfect for adult athletes who are interested in competing with other adults. Required for alpine masters FIS registration.

**Official** (with background screening) - For ages 18 and older prior to Dec. 31. U.S. Ski & Snowboard events are managed by officials. Each official is periodically background screened and SafeSport Trained to help provide a SafeSport environment in clubs. Officials can achieve certification through educational programs.

**Coach** (with background screening) - For ages 18 and older prior to Dec. 31. Coaches are the backbone of the development pipeline, providing leadership to athletes through club programs. Every coach member undergoes periodic background screening and SafeSport Training to help provide a SafeSport environment in clubs. In addition, coaches are required to take a short online education program on important coaching guidelines. U.S. Ski & Snowboard also provides coaches with an in-depth sport education program, helping them achieve various certification levels in their sport. Note: Required for access to coaching credentials at all sanctioned competitions. Issuance of credentials to appropriate working coaches is the responsibility of the event.

**Club Volunteer** (with background screening) - For ages 18 and older prior to Dec. 31. The Club Volunteer membership is designed for parents and club volunteers who undertake a leadership role in clubs, divisions, regions, competitions and club training sessions. Each club volunteer undergoes periodic background screening and SafeSport Training to help provide a SafeSport environment in clubs. This membership is a good stepping-stone to becoming a coach or official and is fully upgradable during the season. Applicable for those in a position of authority over minors. Not eligible for official's certifications.

## **CODE OF CONDUCT**

---

Membership in U.S. Ski & Snowboard is a privilege, not a right. All U.S. Ski & Snowboard members when participating in any U.S. Ski & Snowboard activity, must agree to conduct themselves according to U.S. Ski & Snowboard's core values of Integrity, Passion, Fun, Team, Community, Excellence, and Grit and abide by the spirit and dictates of this Code of Conduct. All members must agree to comport themselves in a sportsmanlike manner, and are responsible for their actions while attending or participating in all U.S. Ski & Snowboard activities (including but not limited to camps, competitions, and projects).

Sportsmanlike conduct is defined as, but is not limited to: respect for competition officials, resort employees, fellow members, and the skiing and snowboarding public, respect for facilities, privileges and operating procedures, the use of courtesy and good manners, acting responsibly and maturely, refraining from the use of profane or abusive language, and abstinence from illegal or immoderate use of alcohol and use of illegal or banned drugs.

While participating in any U.S. Ski & Snowboard activity:

1. U.S. Ski & Snowboard members shall be subject to the jurisdiction of the International Ski Federation (FIS) Statutes, the United States Olympic Committee (USOC) Bylaws, the U.S. Ski & Snowboard Bylaws, and the U.S. Ski & Snowboard Code of Conduct.

2. U.S. Ski & Snowboard members shall conduct themselves at all times and in all places as befits worthy representatives of the United States of America, the United States Olympic Committee, U.S. Ski & Snowboard, their region, division, state or club and in accordance with the best traditions of national and international competition.

3. U.S. Ski & Snowboard members are responsible for knowledge of and adherence to competition rules and procedures. Members are also responsible for knowledge of and adherence to the rules and procedures of the U.S. Ski & Snowboard national teams, camps or other projects when participating in such.

4. U.S. Ski & Snowboard members shall maintain high standards of moral and ethical conduct, which includes self-control and responsible behavior, consideration for the physical and emotional well being of others, and courtesy and good manners.

5. U.S. Ski & Snowboard members shall abide by U.S. Ski & Snowboard rules and procedures while traveling to and from and participating in official U.S. Ski & Snowboard activities.

6. U.S. Ski & Snowboard members shall abstain from illegal and/or immoderate consumption of alcohol. Absolutely no consumption of alcohol is permitted for those individuals under the age of 21. Members under 21 years of age shall not participate in gatherings involving consumption of alcohol unless it is an official U.S. Ski & Snowboard or event organizer function.

7. No U.S. Ski & Snowboard member shall violate the customs, travel or currency regulations of a country while traveling with a U.S. Ski & Snowboard group or on a U.S. Ski & Snowboard ticket.

8. No U.S. Ski & Snowboard member shall commit a criminal act.

9. No U.S. Ski & Snowboard member shall engage in any conduct that could be perceived as harassment based upon gender, age, race, religion, disability or sexual orientation.

10. U.S. Ski & Snowboard members will avoid profane or abusive language and disruptive behavior.

11. U.S. Ski & Snowboard members agree to abide by anti-doping rules and procedures established by the World Anti-Doping Agency (WADA), the U.S. Anti-Doping Agency (USADA), and/or FIS.

12. U.S. Ski & Snowboard members agree to abide by policies and procedures established by the U.S. Center for SafeSport.

Failure to comply with any of the above provisions may lead to disciplinary action by the appropriate team or competition leader. Disciplinary action may include:

- Removal from the team trip or training camp.
- Suspension from training and/or competition.
- Elimination of coaching, travel, and other benefits.
- Forfeiture of U.S. Ski & Snowboard membership.

U.S. Ski & Snowboard is committed to principles of fairness, due process and equal opportunity. Members are entitled to be treated fairly and in compliance with U.S. Ski & Snowboard's Bylaws, policies and procedures. Members are entitled to notice and an opportunity for a hearing before being prevented from participating in protected competition as that term is defined by the USOC Bylaws. Information on the processes for grievances, suspensions and appeals is available at [usskiandsnowboard.org](http://usskiandsnowboard.org).

Nothing in this Code shall be deemed to restrict the individual freedom of a U.S. Ski & Snowboard member in matters not involving activities in which one could not be perceived as representing U.S. Ski & Snowboard. In choices of appearance, lifestyle, behavior and speech while not representing U.S. Ski & Snowboard, competitors shall have complete freedom, provided their statements and actions do not adversely affect the name and reputation of

the U.S. Ski & Snowboard. However, in those events where one is representing or could be perceived as representing U.S. Ski & Snowboard, U.S. Ski & Snowboard demands that its members understand and agree to behave in a manner consistent with the best traditions of sportsmanship and U.S. Ski & Snowboard's core values.

Revised June 6, 2018

## **ATHLETE SAFETY**

---

SafeSport education and implementation, and the protection of youths and people of all ages engaged in sport at all levels are the number one priorities today for National Governing Bodies (NGBs) across the United States.

Thousands of people take part in U.S. Ski & Snowboard events, training programs and competitions annually, from grassroots levels right up to elite, and U.S. Ski & Snowboard is placing the very highest possible emphasis on making sure every participant can do so in an environment that is free from abuse, hazing, and bullying.

Recently, the US Congress passed the "Protecting Young Victims from Sexual Abuse and Safe Sport Authorization Act of 2017", which now makes failure to report suspected child sexual abuse to police a violation of federal criminal law. This is an important step up in policy and one that U.S. Ski & Snowboard applauds and has implemented across our organization.

Federal law now requires that adults who have frequent contact with athletes or are in positions of authority over athletes must receive consistent and regular education on the critical importance of prevention of all forms of abuse, bullying, and hazing, and are empowered to report whenever they suspect something untoward is taking place.

At our recent Congress, U.S. Ski & Snowboard announced a number of operational updates to ensure that our organization is implementing best practice across all levels of our organization in this critical area. This will start from the grassroots with U.S. Ski & Snowboard member clubs, and extend to all areas of the Center of Excellence.

All employees of U.S. Ski & Snowboard must complete SafeSport training and background screening before their first day of work. All interns, volunteers and contractors who have access to the Center of Excellence, or who frequently interact with athletes, and those who have access to confidential U.S. Ski & Snowboard information related to the organization or athletes, must also complete SafeSport training and background screening before their first day of interning, volunteering, or beginning contract work.

The changes will also impact U.S. Ski & Snowboard member clubs, as they will be required to implement the same standards of SafeSport training and education, and background screening, as all those who work at or with U.S. Ski & Snowboard in Park City, and at the FIS events in the United States. These mandatory requirements will include:

- Criminal background screening for all employees, coaches, officials, and volunteers who are in regular contact with athletes, or in positions of authority over athletes
- Consistent education on prevention of sexual abuse, bullying, and hazing, and clear reporting structures in place to enable anyone who is concerned about any of these areas to be able to come forward and report
- The development and implementation of policies to limit, as much as possible, one-on-one interactions with athletes at any time
- Implementation and enforcement of policies and preparation for and quick response to random audits for compliance by the US Center for SafeSport
- Background screening and SafeSport training: Now required all employees, coaches, officials, and volunteers who are in regular contact with athletes, or in positions of authority over athletes every two seasons



- Fast Start Coaching Course: Now required for Level 100 certification

These policies and processes are in the process of implementation across all levels of U.S. Ski & Snowboard's member programs. More details regarding SafeSport are available on the U.S. Ski & Snowboard website.

## PARENTS

---

Your son or daughter is on their way to growing their career in skiing or snowboarding. Supporting them in their endeavors is the number one way to help them achieve success. There are also other ways to participate along the way to enhance the experience of competitive skiing and snowboarding.

**Become a volunteer** - The club system exists because of the help and dedication of volunteers, including parents of competitive athletes. A great way to be a part of the team is to become an official. Parents may attend officials clinics and work out of town competitions so that they will be better able to help with competitions at their own venues. Another way to be involved is to serve on steering committees and competition committees for a sport. Contact your sport staff for more information.

**Education** - U.S. Ski & Snowboard provides a variety of educational opportunities for parents. Through [usskiandsnowboard.org](http://usskiandsnowboard.org), local clubs and U.S. Ski & Snowboard produced educational resources, parents can gather information to help support their child in their quest towards victory. The Successful Sports Parenting DVD, produced in partnership with USA Swimming, featuring Deborah Phelps, mother of Olympic and World Champion swimmer Michael Phelps, is a suggested guide to lead you through tips to support the development and success of young athletes. Find more information at [usskiandsnowboard.org](http://usskiandsnowboard.org).

**Stay involved in your child's club** - Ask questions to club leaders, look at annual reports and attend orientation if offered. These activities will help you better understand your child's club and the development pipeline.

## INSURANCE COVERAGE

---

U.S. Ski & Snowboard requires Members to have valid and sufficient primary medical / accident insurance coverage and to accept full responsibility for understanding the provisions of such coverage as a condition of becoming a member and participating in official U.S. Ski & Snowboard training and competition. Such primary coverage must be in effect for the entire term of the membership year in order for the member to have coverage under U.S. Ski & Snowboard's excess accident medical policy. Members must carry proof of primary insurance and such proof must be available at each event so that prompt medical/hospital care can be authorized, if needed. U.S. Ski & Snowboard provides properly registered members with excess accident medical coverage, as follows:

### **Excess Accident Medical Insurance for Members of a Member Club**

Current U.S. Ski & Snowboard Members of a U.S. Ski & Snowboard Member Club have excess accident medical coverage during sanctioned or registered events including official training (as defined by the policy) at such events. Please see [americanspecialty.com/ussa\\_cov/](http://americanspecialty.com/ussa_cov/) for a detailed description of coverage.

### **Excess Accident Medical Insurance for Members of a CLIP Member Club**

Current U.S. Ski & Snowboard Members of a U.S. Ski & Snowboard CLIP Member Club have excess accident medical coverage during skiing and snowboarding competition, while training to compete and conditioning to compete in ski and snowboard competition that is supervised by a U.S. Ski & Snowboard representative and/or representative of a CLIP Member Club, and during club activities that are supervised by a representative of a CLIP

Member Club. Please see [americanspecialty.com/ussa\\_cov/](http://americanspecialty.com/ussa_cov/) for a detailed description of coverage including a list of activities that are excluded from the policy.

## **Liability Insurance**

U.S. Ski & Snowboard will provide liability coverage for:

- Event Organizers with respect to their ordinary negligence if such is alleged to have arisen in connection with competition in or conduct of sanctioned events (meaning a Schedule Agreement has been executed) and/or activities conducted or approved by U.S. Ski & Snowboard (including official training at such event as defined by the policy). Please see [americanspecialty.com/ussa\\_cov/](http://americanspecialty.com/ussa_cov/) for a detailed description of coverage.
- CLIP Member Clubs and the members and supervisory staff of such clubs and member coaches and officials while acting in their capacity as such on behalf of CLIP Member Clubs. Such coverage applies during (1) ski and snowboard competition; (2) while training to compete and conditioning to compete in ski and snowboard competition that is supervised by a U.S. Ski & Snowboard representative and/or representative of a CLIP Member Club; and (3) during club activities that are supervised by a representative of a CLIP Member Club. Please see [americanspecialty.com/ussa\\_cov/](http://americanspecialty.com/ussa_cov/) for a detailed description of coverage, as certain club activities are not automatically covered.

**Note: This summary provides a general overview of insurance coverage that applies for U.S. Ski & Snowboard members. It is not a complete explanation of all policy provisions or specifics of the policy benefits. No coverage is extended, and no representations are made, other than what is stated in the actual insurance policies.**

# **ALPINE PROGRAM INFORMATION**

U.S. Ski & Snowboard alpine competitions are organized into general program categories based on the needs of athletes at every level. Programs may overlap or be identified differently in some divisions. Details can be found in the Regional and Divisional Programs chapter and at [usskiandsnowboard.org](http://usskiandsnowboard.org), as well as in regional and divisional handbooks.

## **Alpine Development Pyramid**

Athletic development in Alpine Skiing is a long-term process that starts in clubs at the local level across the country. Emphasis throughout must be placed on free skiing, fundamental skill development, and the successful execution of SkillsQuest content. Competition levels progress from local to divisional, regional, national, and international as an athlete meets performance benchmarks. Championships are held at the regional, national, and international levels at the U14 age group and older. Invitations to elite-level development projects occur as top-level athletes emerge in regional competition and above. More detailed information on competition recommendations can be found in the Alpine Training System matrix at [usskiandsnowboard.org](http://usskiandsnowboard.org). The Training Systems provide an optimal developmental blueprint for ski racers. They have been designed to ensure that all athlete, coach, and parent members of U.S. Ski & Snowboard have the best possible opportunity to fulfill their athletic dreams and talent. They are based on a long-term athlete development model (LTAD) that emphasizes age-appropriate training and competition.

## ALPINE DEVELOPMENT



## Competition Categories

Masters Racing (non-scored)

Ages 18 and up\*

FIS Competitor (scored to national and to FIS lists)

Ages 16 and older

Competitor (scored to national lists)

Ages 14 and older

Competitor (non-scored)

Ages 13 and younger

\* An athlete born 2000 or earlier may compete in either masters or seeded competition or both, depending on the rules of a specific region. He or she must have a competitor and a masters membership to participate in both programs.

## Age Classes

SR Ages 21 and older (born 1997 or earlier)

U21 Ages 19 and 20 (born 1998 or 1999)

U19 Ages 16-18 (born 2000, 2001 or 2002)

U16 Ages 14 and 15 (born 2003 or 2004)

U14 Ages 12 and 13 (born 2005 or 2006)

U12 Ages 10 and 11 (born 2007 or 2008)

U10 Ages 8 and 9 (born 2009 or 2010)

U8 Ages 7 and younger (born 2011 and later)

NOTE: Racers should check with their local program, or with their local office regarding details or exceptions that may apply. Some regions and divisions may recognize other age categories below the U8 class for awards.

## Regional and Divisional Rules and Procedures

Each region and division has additional rules and procedures that apply in its respective geographic area. An introduction to those areas can be found in the Regional and Divisional Programs chapter and at [usskiandsnowboard.org](http://usskiandsnowboard.org). More detailed information is available in regional and divisional handbooks, at [usskiandsnowboard.org](http://usskiandsnowboard.org) and on regional and divisional websites. Particularly note membership requirements in divisional organizations and participation requirements for selection to regional and divisional teams and quotas.

## Alpine Ski Racing Events

In the early days of alpine ski racing, athletes competed in only two events: downhill and slalom. Giant slalom was added in 1950 and super G in 1983. Downhill and super G are generally grouped together as “speed” events, with slalom and giant slalom grouped as “technical” events. Masters racers compete primarily in technical events but also have opportunities to race in speed events throughout the season. All race courses must meet strict standards established and monitored by officials of the FIS and U.S. Ski & Snowboard.

Following is a brief outline of the alpine ski racing events. For complete and specific rules, see the rules chapter of this guide and/or the various FIS rule books.

**Slalom (SL):** Slalom is a timed event requiring the execution of many short, quick turns through two different courses. Slalom is staged in two runs with times added together to determine the final finish order. The competitors are required to pass around all the gates (poles), which alternate red/blue in color. The course is made up of various gate combinations designed to test a skier’s skill and strategy.

**Giant Slalom (GS):** Giant Slalom is characterized as the event that is the easiest to finish but requires the most technical skill to do well. Skiers race down the mountain through a faster and more open course than in SL. The vertical drop of the course determines the number of gates in a GS course. Giant slalom is staged in two runs with the times added together to determine the final finish order.

**Downhill (DH):** Perhaps the most exciting event in alpine ski racing is the DH. Racers attempt to record the fastest time during a single run on a course with a minimum number of control gates. Speeds in masters DH sometimes exceed 70 mph. Two practice runs on the course are required prior to the race. DH is the only event that requires practice runs prior to participation in the competition.

**Super G (SG):** Super G is the newest of the alpine events combining the elements of speed as in DH while integrating high-speed technical turns as in GS. Super G is contested in a single run format; courses are set utilizing terrain variations with the number of gates being a function of a specific percentage of the vertical drop.

**Alpine Combined (AC):** The Alpine Combined is a one-day event which adds the times from one SL run and one speed run (usually SG) to determine the results.

## TAKING PART IN A COMPETITION

To participate in a competition, a racer must be eligible for competition as defined by FIS and U.S. Ski & Snowboard and either be a member of U.S. Ski & Snowboard and FIS, or be a member of a foreign federation and FIS. You can join online at [usskiandsnowboard.org](http://usskiandsnowboard.org).

Possession of the membership card, or other proof of membership from U.S. Ski & Snowboard, is essential to compete.

The sanction of events (official calendaring by FIS and/or U.S. Ski & Snowboard) is the only assurance that events will be run according to the rules.

The responsibility for confirming the organizer’s acceptance of an entry belongs to the

entrant. Organizers should, but are not required, to notify racers whose entries have not been accepted.

Many alpine events have qualification criteria that must be achieved for entry eligibility. Refer to specific national, regional and divisional rules.

## **Event Entry Procedure**

### **Entry Materials**

Entry to all sanctioned competitions should be made according to the organizer's specific instructions. Some organizers use the national entry card, printed in the back of this competition guide. These entry cards should be copied and used throughout the season. Many organizers use online entry systems, and some ask for registration in a form specific to their needs, such as a team roster.

When filling out entry cards, write clearly and be sure that all the information you provide is readable. Be especially careful with your national ID number. This is the number that appears on your membership card. It is the key to your identification for points and seeding.

Send the completed entry information to the contact for that event prior to the entry deadline and with the entry fee.

### **Entry Fees**

Entry fees must accompany all entries. Entry fees for scored competitions include a head tax, which is collected on behalf of U.S. Ski & Snowboard and forwarded by the organizers.

### **Entry Limits, Conditions, and Invitational Events**

To control and organize the sport, U.S. Ski & Snowboard, regional and divisional competition committees may impose entry restrictions and requirements on various events; see the Series section later in this Guide for more information. Organizers and competition juries may limit the number of entries in the interest of fairness, as is provided for in the rules.

## **Foreign Competitors in USA Events**

### **FIS Competitions**

According to the FIS rules governing competitor license (FIS ICR), a competitor may represent only one country – that of his or her citizenship (or primary residence, in the case of those with dual citizenship). Therefore, foreign competitors living in or attending school in the U.S. and racing here must be licensed by their own nation.

These competitors may participate in FIS competitions in the USA to the degree permitted by their license (different nations allow for different access), subject to FIS rules on quotas, point cutoffs, and entry procedures, and subject to written notification by their own federation. Foreign racers entering FIS events in the USA must make arrangements with their own national federation for entry into such events as the U.S. Alpine Championships, NorAms and Junior Championships. Suitable documents must be on file with U.S. Ski & Snowboard in the national office authorizing entry into other USA FIS competitions.

### **U.S. Ski & Snowboard Competitions**

The entry of foreign racers into non-FIS sanctioned events is subject to approval by U.S. Ski & Snowboard, regional, divisional, and local organizations, and may be on an individual or quota basis, or as special guests.

Foreign racers must be members of U.S. Ski & Snowboard to compete in non-FIS sanctioned events. Submission of all items and payment is the responsibility of the athlete.

All foreign athletes must join as 'X-number' members. This categorizes them as foreign. 'X-number' members are subject to all national, regional and divisional rules. Those who have FIS points shall be given initial national points equal to their valid FIS points. Athletes who do not appear on the FIS points list shall be assigned maximum national points.

At a U.S. Ski & Snowboard Scored competition, foreign athletes who are not current members may have their current FIS points used for seeding and to determine the race penalty as long as all membership requirements have been met, including membership form, proof of insurance, signature(s) and payment of money due; the athlete must join as an Alpine Competitor to be able to use their FIS points as national points.

Foreign competitors who have current national points, and either appear on the current national points list or have been given a points confirmation from national staff, must be seeded with those points and those points must be used in the penalty calculation.

Note: No competitor may enter FIS events on an international license or represent a nation other than the USA and enter national competitions on a non-“x-number” competitor membership.

### **Foreign National Team Status - Waiver of Fees**

Competitors entering FIS events in the USA as members of national teams must be prepared to show evidence of such membership; a valid international license does not automatically give national team status and privilege. U.S. Ski & Snowboard reserves the right to allow organizers to charge entry fees and lift tickets to foreign athletes in sanctioned competitions in the USA subject to minimum personal qualifications based on FIS points and/or rankings.

Generally, members of foreign national teams who are properly entered by their national federation, and who are ranked in the top 350 in the world in one of the events being contested should be provided with complimentary lifts and entries; no head tax will be due for these athletes.

Regardless of national affiliation or national team status, athletes ranked in the top 100 in the world in one of the events being contested should be provided with complimentary lifts and entries; no head tax will be due for these athletes. Some organizers may not be able to provide complimentary lift tickets as they are passing along costs from the host resort.

## **USA Athletes Competing in Another Country**

According to the FIS ICR, to be eligible to enter and compete in international ski events, a competitor must have a specific ‘license’ issued by his or her own national association. In the USA, this is referred to as an ‘international license.’

The procedure for competing in Canada is slightly different than for competing outside of North America. See Canadian FIS competitions in the next section.

Except for U.S. Ski Team athletes, USA racers must make advance application and be approved for international licensing and entry to FIS competitions outside of North America. Itineraries are approved to avoid conflicts. Athletes or coaches interested in foreign projects should use the online intent system at [usskiandsnowboard.org](http://usskiandsnowboard.org).

Participation in international competitions outside the United States is a privilege subject to athletic achievement and consideration of current and future appropriateness of an individual’s representation of the USA in such competition(s).

USA competitors without a valid international license who enter, or attempt to enter, events under conditions where such permission is required are subject to disciplinary sanction including revocation of membership and forfeiture of results for points scoring, ranking for team selection, etc. Further, such competitors will not be registered by U.S. Ski & Snowboard with the FIS for a period of one full season.

# Eligibility Procedures and Considerations

## Access & Eligibility

- Officially named U.S. Ski Team A, B, C and D athletes are ‘internationally licensed’ and have protected status in all international competitions, they can race whenever and wherever they want. No athlete ranked higher than 1,000 may replace an athlete ranked under 350 in the event being contested.
- Athletes must be alpine competitor members in good standing.
- Athletes must be FIS inscribed and appear on the valid FIS list during the period of selection and competition.
- Entries for Olympic Winter Games, World Ski Championships, World Junior Ski Championships, World University Games, World Cup, Europa Cup and World Junior Championships are managed by the U.S. Ski Team and are exempt from these procedures.

## Procedures

- Itineraries and athlete rosters are controlled by national staff. Itineraries and rosters must be submitted 18 days, and confirmed 16 days, in advance of the first team captains meeting in the itinerary.
- Every effort is made to communicate with groups competing outside of the USA to keep them informed of conflicts and changes to protected projects.
- Itineraries will be approved based on avoiding conflicts.
- Itineraries are approved based on anticipated available slots.
- In the case that an event is over-subscribed, priority is based on the following:
  1. All U.S. Ski Team A, B, C, and D team members start per Team coaches’ discretion
  2. Remaining slots are allocated by:
    - a. 50% by FIS points in the event
    - b. 50% in order of priority
      - 1) U.S. Ski Team “special invitees”
      - 2) Regional Alpine Development Projects (RADP)
      - 3) Club/academy projects

Note: If there are an odd number of remaining spots available, then the extra start will go to FIS points.

- National staff will enter USA athletes in all foreign competitions subject to FIS rules.
- The USA’s FIS quotas can be expanded by the authority of FIS upon request from the Alpine Director within rules for making such requests.
- USA competitors residing in Europe can apply for approved itineraries, and they may receive protected status. If those athletes do not apply, they will have secondary status for entry access when teams and projects on approved itineraries are in attendance.
- The Alpine Director (AD) may make modifications to these procedures based on circumstances that effect ‘high potential’ athletes where such modifications favor a long-range development strategy. Under extraordinary conditions, the AD may exercise discretionary placement or replacement of up to 10% of any quota.
- USA Team Captains will be assigned based on the level of project attending (National Team, RADP, Club/Academy). This team captain will facilitate the above procedures. National staff acting in the capacity of team captains may use discretionary entry designation for up to 10% of any quota for any team or group member (other than national team A, B, C and D who are otherwise described). Additionally, team captains may agree on alternative methods if they have the unanimous consent of the attending USA coaches.

## Canadian FIS Competitions

Alpine Canada Alpin (ACA) and its provincial partners organize FIS competitions in Canada. Travel to, and competition in, Canadian events as a matter of common practice is not encouraged.

A calendar of Canadian events can be found at [fis-ski.com](http://fis-ski.com).

National staff will process all entries for Canadian competitions. Access for U.S. athletes to Canadian events is through the regional offices for provincial events and the national office for national events. The Eastern office will coordinate and confirm entries for competitions in Eastern Canada and Ontario. The Western office will coordinate and confirm entries for competitions in Western Canada.

Current FIS registration is required; there are no point restrictions for access to Canadian competitions.

Athletes wishing to compete in Canadian competitions must submit online intent at least 18 days prior to the first team captains meeting (including for development consideration) and must confirm participation at least 16 days prior to the first team captains meeting, for the competition series in question.

Access to Canadian FIS competition projects will be managed for athlete development; selection of interested athletes will be both objective and subjective.

Generally, the U.S. may enter a quota of up to 15 women and 15 men in Canadian competitions subject to the approval of the Canadian officials involved. By agreement with ACA, certain FIS events in each country may be subject to more rigorous, objective qualifications even if this results in quotas not being fully utilized. Development selections by national and regional directors may be possible per the agreement with ACA. In general, athletes who have not qualified for a series in their own country will not be eligible to participate in the equivalent series across the border if these events have been identified for higher objective qualification standards. (Examples: the USA and Canadian spring series).

Should more USA racers wish to enter a Canadian FIS competition than can be accommodated, racers will be ranked as follows:

1. U.S. Ski Team,
2. By NTSM of FIS point rankings in the contested events
3. 20% of the available slots may be reserved for development selections.

Racers entered in Canadian FIS competitions must be properly represented at all team captains' meetings, or otherwise accounted for according to the FIS ICR, or they will be pulled from the board. Racers entered in Canadian FIS competitions who fail to withdraw in a timely manner, and/or who fail to start in events to which they have been entered, are subject to sanction, including prohibition from entry into future Canadian FIS events.



# Thank You

to the following uniform partners  
of U.S. Ski & Snowboard

**BURTON**

**L.L.Bean**

Smartwool 

 SPYDER





*For over 27 years World Cup Supply has provided coaches, officials and athletes with the best products and service in ski racing. Thanks for being our customers, partners and friends.*

**800-555-0593**

**Bradford, VT • Salt Lake City, UT**

**[info@worldcupsupply.com](mailto:info@worldcupsupply.com)  
[www.worldcupsupply.com](http://www.worldcupsupply.com)**

# **CHAPTER 2**

## **POINTS AND RANKINGS**



# POINTS AND THE POINTS LISTS

---

Ski racers are: 1) scored by total points for each seeded competition in which they finish without disqualification, 2) ranked nationally and internationally according to their earned total points, and 3) seeded in subsequent competitions according to their total points earned in previous events. Thus, in ski racing, things are done 'by the numbers'.

Points are used in ski racing because of the unique character of the sport: there is no precisely defined standard field, track, or course for the competition. To compensate for courses of different length, on widely varying terrain, and on snow surfaces that can differ considerably, the FIS legislated 1) guidelines, such as minimum vertical drop, minimum and maximum number of gates, and gate dimensions, for the setting of courses, and 2) formulas for assigning points by relating a racer's time to the winner's time.

## **FIS (International) and U.S. Ski & Snowboard (National) Points**

There are two related systems used to 'score' alpine races, rank competitors, and establish start orders. The FIS maintains a system that includes racers registered internationally and competing in FIS-calendared events. The FIS points list includes all racers who are properly registered prior to the deadline for that list and assigns the top World Cup skiers to the first places on the lists, adjusting all other competitors accordingly. Only FIS calendared events are scored to the FIS list.

The national points list ranks athletes with a valid competitor membership who compete in a sanctioned event that is scored in the system; this includes most races for ages 12 and up. The national and the FIS points systems are based on the same formula for scoring. The top national racers will be ranked as the top USA racers in the FIS lists, as well. However, the two point lists do differ. The most important difference is that the FIS system integrates the World Cup rankings. Nonetheless, in both systems lower points reflect better results.

Competitors who should be concerned with FIS points are those who will be competing in a significant number of FIS events in the current season. For these racers, progress on the FIS points list is important. For racers who are not yet ranked at the top of their age group in their geographic region, FIS points mean little more than national points. In either system, the good ski racer will show points progress parallel to achievement, while the less-accomplished competitor can only progress points-wise with the development of improved skiing skills.

## **How Points are Scored**

### **Race Points + Penalty = Racer's Result**

While the winner of any seeded race is given zero (0.00) 'race points,' a penalty is calculated for every event and added to each racer's points to produce the racer's results for that event. The magnitude of the penalty depends upon 1) the seed points of the best five racers who start, 2) the seed points of the best five racers among the top ten finishers and 3) whether the times of those five racers are clustered near the winner's time or relatively widely dispersed.

This procedure allows the scoring of different races on different slopes and different days, each with different levels of competition, to be based on a common scale. In theory, every racer in a seeded event can compare themselves against Mikaela Shiffrin or Ted Ligety and against the best racer in the region, as well as other competitors in each event.

The average of a racer's two best results in each of the scored events becomes the basis for that racer's ranking among other racers. Published lists of such rankings, 'seed lists', provide the data by which race organizers and race juries can seed or establish the start order for subsequent events. Thus, the circle continues: from seed list to race result to seed list; with

one aim being lower points, and better start positions, and better results.

To gain better start positions by lower seeding points, competitors also must improve their skills, strength, and tactics and then prove this on the hill. It is a basic concept of the sport that skiers must ski well to improve their points.

## Calculation of ‘Race points’

The FIS point system of scoring ski race results was developed to recognize the better performance of finishing fourth in one race with a time one second behind the winner, as opposed to finishing second in another race with a time two seconds behind the winner.

Race points are determined by comparing the winner’s time and the individual racer’s time. The formula for points makes this comparison and produces points in each event according to the ratio of the racer’s time to the winner’s time.

The formulas for the determination of points can be worked easily on a calculator. The formulas incorporate changes in the CM values (constants based on the average spread of race results, excluding ‘stragglers’) to make the points earned in the various events more equal for purposes of combined event scoring and team selections.

The formula can be stated as follows:

$$P = ((Tr / Tw) - 1) \times F$$

Where: P is race points  
Tr is the racer’s time, in seconds  
Tw is the winner’s time, in seconds  
F is a constant, different for each event, based on the CM according to the equation:  $F = 60 / (CM - 1)$

‘F’ values as set by FIS are:

Downhill - 1250	Super G - 1190	Giant Slalom - 1010
Slalom - 730	Alpine Combined - 1360	Parallel - 870

For example, if the winning time in SL ( $F = 730$ ) were 98.36 seconds ( $Tw$ ), a racer with a time of 102.58 seconds ( $Tr$ ) would receive 31.32 race points ( $P$ ). These same times produce race points of 53.63 in DH, 43.33 in GS, 51.06 in SG and 58.35 in AC.

## Calculation of ‘Penalty Points’

In calculating penalty points for a race, the results (times) are listed in ascending order for every one of the same sex who competed on the same race course. Even if competitors of different ability or age classes participated, ranking of race results must always be used to calculate FIS and/or national race points and penalty points. Penalty points are calculated for each race as follows:

1. Using the most recent seed list, (either FIS or national as is appropriate for the event) determine which five racers who started the race have the best seed points in the event. Add the seed points of these five racers (see “B” below).

Best five at the start from current points list	Seed Points	Race Result
CHODOUNSKY, David	4.57	DNF2
KASPER, Nolan	4.83	DNF1
BRANDENBURG, Will	7.05	DNF2
FORD, Tommy	10.32	2
GREGORAK, Will	10.35	6
37.12 = B		

2. Again, using the most recent seed list, determine which five of the top ten placing racers have the best points in the event. Add the seed points of these five racers (see “A” below).

Add together the race points of these five racers then subtract the best points of those racers finishing in the top ten (see “C” below).

Best ten finishers	Seed points current list	Best five seed points	Race points of these five
1. GRANSTROM, Colby	10.88	10.88	0.00
2. FORD, Tommy	10.32	10.32	7.90
3. STIEGLER, Seppi	14.32	14.32	9.68
4. ANKENY, Michael	17.20		
5. JITLOFF, Tim	15.57	15.57	11.11
6. GREGORAK, Will	10.35	10.35	12.89
7. TRIENDL, Armin	20.49		
8. PENTTINEN, Juho-Pekka	17.94		
9. TARBERRY, Ace	22.93		
10. WUNSCH, Taylor	20.16		

$$61.44 = A \qquad 41.58 = C$$

3. Add the total of A and B, then subtract C; divide the result by ten, rounding to 100th of a point (0-4 down, 5-9 up) -  $(A + B - C) / 10 = \text{Penalty}$   
 So, in this example...  $(61.44 + 37.12 - 41.58) / 10 = 5.698$ ; the race penalty = 5.70.

## FIS Points Rules

FIS rules for penalty calculations are in the ‘Rules of the FIS Alpine Points’ available on the FIS website, [fis-ski.com](http://fis-ski.com).

## Rules for National Race Penalty Calculations

The following rules apply to the calculation of U.S. Ski & Snowboard (national) race penalties.

### Fewer than Ten Racers Finishing

When fewer than ten racers finish a sanctioned event and their results are submitted for scoring, the minimum race penalty shall be DH - 180 points, SG - 135, GS - 110, SL - 80, AC - 125, or P - 95, regardless of the mathematically calculated penalty. Example: a DH with eight finishers and a calculated penalty of 142.17 would have an official penalty - 180.00.

### Racers in First Five have National Points in Excess of Event Max

When at least five racers finish and have valid national points, but one or more of the five best racers by national points has points over the maximum (DH - 820, SG - 660, GS - 530, SL - 360, AC - 660, P - 445), first determine the racers with the five best (lowest) valid national points. Then assign points at the maximum for the event to all those racers whose points exceed the maximum. Next, calculate the penalty according to the formula using these values.

### Fewer than Five Racers Finish

When fewer than five racers finish a sanctioned event and their results are submitted for scoring, the race penalty shall be calculated as follows:

1. Insert ‘ghost’ racers as necessary to bring the total of actual finishers and ‘ghost’ racers to 5.
2. Assign each ‘ghost’ racer seed points of DH - 820, SG - 660, GS - 530, SL - 360, AC - 660, P - 445.
3. Assign each ‘ghost’ racer race points equal to those of the lowest ranked (worst time) finisher.
4. Calculate the penalty according to the formula using these assigned values.
5. No race penalty can be calculated when there are fewer than three finishers.

## Fewer than Five Racers in First Ten with Valid Seed Points

When there are fewer than five racers with valid points who finish in the first ten - or in the first nine, eight, etc. when there are nine, eight, etc. finishers - the race penalty shall be calculated as follows:

1. Assign points of DH - 820, SG - 660, GS - 530, SL - 360, AC - 660, P - 445 to the worst ranked competitor(s), finishing in the first ten - or nine, eight, etc., to bring the total of racers with points to five including both those with valid points and those with assigned points.
2. Calculate the penalty according to the formula using these values.

## Two or more Competitors are Ranked 10th

In the event where two or more competitors are ranked 10th in the race, they shall all be taken into consideration for the penalty calculation, if they are included in the five with the best points.

## Two or more Competitors have the Fifth Best Points

If two or more competitors have the fifth best points, which should be taken into consideration for the penalty calculation, the competitor with the higher race points will be considered for the penalty calculation. Reason: Better penalty.

## Application of Vertical Drop, Minimum Time and Minimum Penalty

When a U.S. Ski & Snowboard (national) sanctioned event is submitted for scoring:

- A. The minimum penalty for a non-FIS national race is 15.00. If the calculated penalty is lower than 15.00 the applied penalty shall be 15.00,
- B. If the minimum vertical drop requirement is met, then the minimum time requirement does not apply,
- C. If the minimum vertical drop requirement is not met, then the greater of the calculated or minimum penalty of 30.00 shall be applied,
- D. If the minimum vertical drop requirement is not met, but the minimum time requirement is, the greater of the calculated or minimum penalty shall be applied,
- E. If the minimum vertical drop requirement and the minimum time requirement are not met, then the greater of the calculated penalty plus the additional penalty or the minimum penalty shall be applied.

## Data by Event

Event	Min VD	Alternate Minimum Time	Add Penalty
DH	400 m	60 seconds combined/max 2 runs (U706.2.1.1)	26.00
SL	100 m	50 seconds combined for 2 runs (U801.1)	12.00
GS	250 m	50 seconds combined for 2 runs (U901.1.1)	17.00
SG	300 m	40 seconds for 1 run (U1001.1)	21.00
P	60 m	40 seconds combined for 2 runs (U1222.1)	10.00

## Examples

1. A GS meets VD requirements, has a total time of 49.98 seconds, and has a calculated penalty of 4.35, the applied penalty is 15.00 (minimum penalty).
2. A GS does not meet VD requirements, has a total time of 65.28 seconds, and has a calculated penalty of 43.90: the applied penalty is 43.90 (calculated penalty).
3. A SG does not meet VD requirements, has a total time of 38.12 seconds, and a calculated penalty of 45.45: the applied penalty is 66.45 (calculated penalty plus additional SG penalty for races that meet neither VD nor total time).
4. A DH does not meet VD requirements, has a 2 run total time of 64.98 seconds, and a calculated penalty of 18.95: the applied penalty is 30.00 (minimum penalty for races not meeting VD requirement).

Technical standards must be entered accurately in the electronic version of the results

submitted to U.S. Ski & Snowboard to ensure that races are scored properly.

## Penalty Manipulation

U.S. Ski & Snowboard staff can withhold from processing, or adjust results after processing, any race that has the appearance of deliberate distortion or produces results outside of statistical norms. Staff and the Classification Working Group will review exceptional races and provide recommended sanctions to the Alpine Sport Committee at the U.S. Ski & Snowboard Congress for action, including adjusting the penalty or invalidating the competition completely.

Any competitor, official or coach clearly involved in artificially affecting penalty points may be disqualified or sanctioned following review by staff, the Classification Working Group, and the Alpine Sport Committee.

## Points List

The basic purposes of the points list are:

1. Measure the relative performances of all competitors in the classification system
2. Serve as a tool to seed (organize) the start order of a race
3. Provide a method of team selection.

As noted earlier, there are two seeding lists that concern U.S. Ski & Snowboard racers, the National Points Lists and the FIS (international) Points Lists. The National Points List is published regularly during the season (see schedule earlier in this Guide). To assist race administrators, all valid Competitor members appear on the national points list - even those not eligible to earn points due to their age. Only Competitor members are eligible for national points and for FIS points (with the addition of a FIS license). An athlete is listed with 999.99 until they earn better (lower) points.

Only competitions that are scheduled as Scored competitions have points available. Some divisions restrict the number of competitions where an athlete can earn points during the season, and at what age an athlete is eligible for scored competitions.

## How the Points List Works

In most cases, the average of the best two results in the current season, in each scored event constitute the seed list points. As previously stated, the total points of a race are figured by adding the race points of the racer to the penalty points for the race.

National points, as published in the Summer List (Summer points) are used as a competitor's current seed points (or as one of his or her best results) until two races produce average points lower than the Summer points. When this happens, Summer points are no longer used to calculate current seed points.

In the case of a new competitor with no Summer points, a double penalty is added to the first result to arrive at current seed points. For example, a new competitor earns a first result of 193.00 points in a GS race. The penalty in this case is 20 points, doubled is 40 points. 193.00 points plus 40.00 points gives current seed points of 233.00. When a second result is obtained the average of the two (with the penalty removed) will then appear as the current points even if the average is greater than the best result plus penalty.

## “Base Points”

There are five calculations to determine the points at the end of the season: 1) if there are at least two results, the two best results from the season are averaged; or 2) if there is one result, a double penalty is added to that result; or 3) if there are no results, a double penalty is added to the previous Summer points; or 4) points per 1, 2, and 3 are compared to select the better of ‘normally’ calculated points, or, previous Summer points plus double penalty, or 5)



a competitor is credited with the better of their FIS or national points for national ranking.

These become the new base points. Base points, plus penalties, are used only when there are no current season results, as will be the case at the beginning of the following season, on the 1st national points list of the new season.

**Zeroing of the national list to FIS**

National points are ‘zeroed’ each summer to bring them in line with the FIS points list - so that FIS and national points for a competitor appearing on both lists will be roughly equivalent. This is done by comparing the FIS and national points of the top USA-FIS racers in each gender/event. The zeroing factors shall be such that the average of the national points of these representative competitors after the factors have been added, approaches the average of the FIS points of these competitors. The adders are applied to every racer’s points.

**Results of Non-USA Races**

Results of non-USA FIS races are entered into the Athlete Points System with the release of each FIS list.

**PENALIZATION OF POINTS**

---

**“Non-activity” Adders and Point Penalization**

There is no such thing as a ‘point freeze.’ The rules of the FIS and national points apply adders or penalties on ‘old’ points regardless of injury situations, calendar opportunities, etc., so that rankings do not remain static when point holders do not compete and thereby protect or do not ‘expose’ their points to others.

The rules for FIS and for national points are different. For the specific rules relating to FIS see the Rules for the FIS Alpine Points at [fis-ski.com](http://fis-ski.com).

There are different levels of adders with single penalization possible in case of injury or other specific situations when athletes have been prevented from competing; or double penalization when no such situation exists.

**Single or Double Penalties**

At the end of the season, the points earned from a single result in an event are subject to a double penalty, unless a single penalty is requested and approved. Likewise, in the absence of any results in an event, a double penalty is applied to that season’s base or Summer points, unless a single penalty is requested and approved.

**Determining National Penalty Adders**

The formula for determining the single adder (or ‘non-activity’ penalty) is based on a set percentage of the previous points, with minimum and maximum adders according to events. Except for single penalties, this adder is then doubled.

Event	Minimum	Percentage	Maximum
Downhill	4	22%	26
Slalom	4	22%	14
Giant Slalom	4	22%	20
Super G	4	22%	20
Alpine Combined	4	22%	18
Parallel	4	22%	18

Examples of ‘double penalties’:

1. Single result of 45.00 points, 22% of 45.00, twice, equals 64.80
2. Base points of 12.57, plus minimum of 4.00, twice, equals 20.57

3. Base GS points of 123.45, plus 20.00 (maximum adder) twice, equals 163.45

## **Single Penalization Situations (sickness, injury, other obligations)**

Competitors who are unable to compete in sufficient scored events to maintain their seed points because of injury or illness, studies, military obligations, or church commitments may protect their points through single penalization. Single penalization cannot be requested for lack of calendar opportunities.

U.S. Ski & Snowboard and FIS membership must be renewed every year to maintain points, even when an athlete has single penalty protection. FIS membership must be renewed by June 15 to appear on the first FIS list and maintain FIS points.

Application forms and medical certificates must be submitted by the dates listed earlier in this book under Alpine Important Dates - there are no exceptions to the deadlines.

### **Injury or Illness**

Single penalization is determined at the end of the season. Documentation of injury with inability to compete information should be submitted immediately to U.S. Ski & Snowboard Competition Services staff.

For a competitor to obtain a single penalty, he or she must submit the FIS and/or the U.S. Ski & Snowboard Single Penalty Request forms, which include:

1. Name, FIS or national ID, and address of the athlete,
2. Time/Date and place of the accident,
3. Type of injury,
4. Athletes signature with date.

A separate Medical Certificate from the athlete's physician detailing the injury and length of inability to compete is also required. This letter must include the date of the injury.

Inability to compete for more than one year, due to injury or illness, will result in a single penalty each year if requested by the athlete. Single penalization will be in addition to any general zeroing adders or other adjustments to the total list.

### **Professional, Educational, Military, or Religious Obligations**

Applications for single penalization due to professional obligations must be submitted prior to the beginning of the period indicated. Later applications will not be considered.

### **Approval of Single Penalty Requests - national points**

Single penalty applications are not automatically approved. Approval depends on the timing of injury or illness, duration of inability to compete, and the number of starts and/or results made (three starts or two finishes in DH or SG, or five starts in SL or GS normally disqualify single penalty requests).

Consideration and approval of national single penalty requests and forwarding of FIS requests is the responsibility of the Competition Services staff, whose decisions are subject to appeal in writing to the chairman of the Alpine Classification Working Group.

### **Approval of Single Penalty Requests - FIS points**

FIS rules for single penalty can be found in the Rules for the FIS Alpine Points at [fis-ski.com](http://fis-ski.com).

# POINTS LIST DISTRIBUTION

---

## General Information

Both FIS and national lists are available for download at [usskiandsnowboard.org](http://usskiandsnowboard.org). Individual points records may be viewed, and ranking lists may be requested by various parameters including divisional affiliation and year of birth on the website as well.

Lists are posted as soon as possible, generally one to two days prior to the valid date.

## Schedule

The schedule of list closing and valid dates is located earlier in this guide.

## Race Organizers and the Points Lists

### Results and the List Closing Dates

Every effort will be made to include all possible races on the points list, up to and including those run on the closing date, however, complete and valid results must be received to be able to include them.

Results must be submitted electronically in the FIS/U.S. Ski & Snowboard approved XML format within 24 hours of the event completion to [results@usskiandsnowboard.org](mailto:results@usskiandsnowboard.org).

A pdf hard copy must also be sent to [resultpackets@usskiandsnowboard.org](mailto:resultpackets@usskiandsnowboard.org), or a physical hard copy mailed to Competition Services for processing.

Results received after the deadline, and results that cannot be promptly processed because they contain errors will be processed as time permits. Any results not included will be processed and reflected only in the next list published after completion of the result package and processing.

### Results and the FIS List Closing Dates

Race organizers and TDs are responsible to ensure that electronic results are submitted, and the online TD report is certified after each day's events.

Late results will be included in the next published list.

Racers who register with FIS through U.S. Ski & Snowboard will be inscribed to the next list, and results after registration will be credited to the next published list.

## ALTERNATE SEEDING SYSTEMS

---

Instead of using the national or FIS ranking list, Non-Scored and some Scored races are seeded using approved Alternate Seeding Systems. These alternate systems must be presented to and approved by the Alpine Sport Committee on a quadrennial basis.

Approved systems include, but are not limited to: random, team seeding, TRS, Golden Rule, eastern modified bibbo and the Turton system.

# PLACE POINT SCALES

---

## World Cup & Continental Cup Points Scale

World Cup points are referred to frequently in ranking/selection procedures. According to the scale adopted by the FIS, points are awarded by place to the first thirty finishers according to the following scale.

In case of a tie (identical times), each tied racer receives the points for that place, according to the schedule. Following racers receive points according to their place.

Note: Ties will result in one, or more, vacant place(s). For example, a two-way tie for third means no 4th place points are awarded; next points go to fifth place. A three-way tie for first would mean next place points awarded are for fourth place.

There may be departures from this point scale but following the same general principles.

Place	Points	Place	Points	Place	Points
1st	100	11th	24	21st	10
2nd	80	12th	22	22nd	9
3rd	60	13th	20	23rd	8
4th	50	14th	18	24th	7
5th	45	15th	16	25th	6
6th	40	16th	15	26th	5
7th	36	17th	14	27th	4
8th	32	18th	13	28th	3
9th	29	19th	12	29th	2
10th	26	20th	11	30th	1

## Regional FIS Races & Other Designated Series

Also referred to as the 'old' World Cup points scale, the scale operates similarly to the 'new' World Cup scale, except that points from 25 down to 1 are awarded by place from the winner to 15th as follows:

Place	Points	Place	Points	Place	Points
1st	25	6th	10	11th	5
2nd	20	7th	9	12th	4
3rd	15	8th	8	13th	3
4th	12	9th	7	14th	2
5th	11	10th	6	15th	1

# COMMON SELECTION SYSTEMS

Selection boards will not be re-ranked to reflect athletes purged due to scratches, illness, injury, etc. Points from alpine combined and parallel are not typically included in selections.

## National Team Selection Method (NTSM)

Names of competitors in contention are organized by appropriate points or rankings, FIS or national, but not mixed, in each event of the meet or series for which a team is to be selected (or according to national/regional/divisional policies). Each event is ranked in a separate vertical column, lowest points or best ranking on top to higher points on the bottom. Duplications of the same athlete in more than one column are listed.

Selection is accomplished by proceeding across each horizontal row, choosing the lowest points/ranking in the first row, second lowest points/ranking in that row, third and fourth, if appropriate, before moving down all columns to the next row. As racers are selected in one column they are crossed out in all columns; however, lower listed racers do not move up in their columns when duplicated names are crossed out. Example, for three-event selection, using points in DH, SL, and GS:

DH	SL	GS	NTSM Ranking
A - 2.50	B - 17.12	C - 5.21	A
C - 23.40	C - 23.75	B - 17.12	C
B - 24.87	D - 28.95	E - 25.93	B
F - 25.33	A - 42.74	A - 26.66	E
D - 32.00	G - 43.14	D - 30.04	D
E - 35.70	F - 44.00	G - 32.75	F
G - 38.95	H - 46.55	H - 33.40	G

If the selections were for SL and GS only, then the ranking order would be: C, B, E, D, A, G, F. Or if for GS and DH only, then: A, C, B, E, F, D, G. If selections included SG, then a SG column would be included in the same fashion.

## International Team Selection (ITS)

ITS differs slightly from NTSM in that the order of selection from each row is fixed, determined by the order of columns, rather than according to lower/lowest points or ranking in the row.

The order of each event is arranged into separate vertical columns, best on top, last on the bottom. The columns are arranged normally from left to right: DH, SL, GS, SG. Selection is accomplished by taking the top row of names (DH, SL, GS, SG) then going to the second person in the first column. Continue across columns. If a name comes up a second (or more times) it is skipped. Always skip across from left to right, not down for repeats.

DH	SL	GS	SG	ITS Ranking
A	E	D	C	A
B	A	B	B	E
C	B	C	A	D
D	C	E	E	C
E	D	A	D	B

International Team Selection Method can be expanded to columns ordered by points, by event ranking, and by a combination of results and points and/or ranking, as well (see Regional Selection Board Method following).

# Regional Selection Board Method

The Regional Selection Board Method is similar to NTSM and ITS methods, except that it uses both place points and seeding points to build its selection tables. Details may vary for each team or series entry selection.

## Setting up the Boards

Two selection boards are used, as follows:

1. One board is composed of ranking by place points earned in specified races/series in each event involved. A column is established in each event with the ranking racer in that event at the top of the column. The columns shall be arranged as prescribed by the policy for each event, division or region.
2. The second board is setup using the valid points list, FIS or national. A column is established for each event with the low point athlete in that event at the top of that column. The columns shall be arranged as prescribed by the policy for each event, division, or region, and considered in order.

## Selection Procedures

Selection will be made by going across both boards choosing the best-ranked racer in every column of each row of both boards before moving on to the next row. When a competitor appears, who has already been selected in a previous row, selection continues across the same row, but skipping that competitor, until the end of the row is reached, before moving to the next row. For example:

Downhill standings in order:	A, G, R, T
Slalom standings:	B, D, Z, Q
Giant slalom standings:	E, Q, D, B
Super G standings:	D, E, Q, M
Downhill points:	A, F, Z, T
Slalom Points:	X, E, M, D
Giant slalom points:	D, X, Q, L
Super G points:	C, Z, D, Q

### World Cup Point Board

DH	SL	GS	SG
A	B	E	D
G	D	Q	E
R	Z	D	Q
T	Q	B	M

### Seed Point Board

DH	SL	GS	SG
A	X	D	C
F	E	X	Z
Z	M	Q	D
T	D	L	Q

Selection for a 12 person, four-event team would be:

A, B, E, D, X, C, G, Q, F, Z, R, M, T, L

Selection for a SL, GS Team would be:

B, E, X, D, Q, Z, M, L

More information on specific selection procedures used in your region or division appears in the Regional and Divisional Programs section of this Guide or in your regional or divisional handbook.



CUSTOM.  
LIGHTWEIGHT.  
LOW-PROFILE.



FOR A MEMBER DISCOUNT GO TO:  
[BETTERBRACES.COM/JOINTHECLUB](http://BETTERBRACES.COM/JOINTHECLUB)  
**USE CLUB CODE: ussa131**




Individual results may vary. Neither DJO Global, Inc. nor any of its subsidiaries dispense medical advice. The contents of this brochure do not constitute medical, legal, or any other type of professional advice. Rather, please consult your healthcare professional for information on the courses of treatment, if any, which may be appropriate for you.

Copyright © 2018 by DJO, LLC MKT00-7376 Rev A

# Thank You

to the following licensees and suppliers  
of U.S. Ski & Snowboard





# **CHAPTER 3**

## **SERIES AND SELECTIONS**



This chapter provides general information on the major events and series, many of which are invitational or only open to skiers qualifying by previous performance.

More details on the programs organized below the international and championship level may be found in the regional section of the Competition Guide or on regional or divisional websites and handbooks.

For events and series where particular qualifications apply, the entry criteria, field size and design of the programs themselves have been designed to encourage involvement by many skiers and to provide opportunities for talented racers to reach their full athletic potential in alpine ski racing. Coaches and competitors are advised to check regional and divisional rules.

## **OLYMPIC WINTER GAMES**

---

The 2022 Olympic Winter Games will be in Beijing, China. Information can be found at [beijing2022.cn](http://beijing2022.cn). Selection criteria will be available at [usskiandsnowboard.org](http://usskiandsnowboard.org) in the fall of 2021.

## **ALPINE WORLD CHAMPIONSHIPS**

---

The FIS Alpine World Ski Championships are held every odd-numbered year. The next World Championships will be in Are Sweden 5-17 Feb. 2019. Selection criteria will be available at [usskiandsnowboard.org](http://usskiandsnowboard.org) in the fall of 2018.

## **ALPINE WORLD CUP**

---

In contrast to the many sports where an Olympic medal serves as the only symbol of achievement, international alpine ski racers also look to the FIS Alpine World Cup as the measure for determining the best over a full season of racing.

World Cup winners are named at the end of every season and are determined by the number of points accumulated in World Cup events in all alpine events and combined.

In addition to overall and event awards, a Nations' Cup is awarded to the national team that accumulates the most points over the course of the season, counting individual point totals of all team members.

Schedule information for the FIS Alpine World Cup can be found at [fis-ski.com](http://fis-ski.com).

## **NORAM CUP**

---

The NorAm Cup is the most prestigious and important North American series. The 'original' Continental Cup and parallel to the European Cup, only a notch below the competition of the World Cup circuit, this series has proven to be an excellent training and testing ground for both top national racers and for developing U.S. and Canadian athletes.

The U.S. and Canadian Ski Teams are represented at all NorAm events. Foreign racers, including World Cup contenders, often compete in these events raising the level of competition even more. The remainder of the participants are the best competitors from the regions and colleges of Canada and the U.S.

NorAm Cup winners are named in each of the individual events based on points accumulated over the season according to the World Cup point scale. The overall winners are determined by adding the points scored in all events. Event winners become individually qualified for World Cup participation in that event in the following season and are entitled to special start positions in other Continental Cup competitions in that event.

Current NorAm calendars can be found at [fis-ski.com](http://fis-ski.com).

# Eligibility

For consideration to NorAms, racers must be registered to appear on the FIS points list and must be current Competitor members in good standing with U.S. Ski & Snowboard and their home region. Athletes must have fewer than 100.00 FIS points in any event to apply for selection. Development nominations are exempt from these limitations.

## Selection Procedures

### Selection Procedures

**Intent:** Athletes wishing to compete in NorAm competitions must submit an online intent at least 18 days prior to the first team captains meeting (where both men and women are competing in a combined series on different days, the first team captains meeting will be considered the first meeting of that series), and must confirm participation at least 16 days prior to the first team captains meeting, for the competition series in question.

**Ranking:** All athletes submitted will be ranked by NTSM in the event(s) to be contested (except AC), using the most current FIS points list at the intent deadline.

**Selection:** according to the specific steps outlined below.

Canadian and other foreign entries in USA NorAms: Foreign competitors, properly entered by their own national federations, may compete in the NorAm Cup according to the FIS rules for Continental Cups.

**Development quota:** The Alpine Development Director will select athletes for the development quota. Objective rankings, advancement history, and other discretionary factors will be considered. Development quota selections will be made irrespective of program affiliation.

### Quotas

The USA and Canada each have a quota of 60 women and 60 men for all NorAm competitions. If either the USA or CAN does not fill its national quota, the other nation may use those unfilled spots; quotas are not always filled.

#### Men

U.S. Ski Team	20
NTSM of eligible intended athletes	20
Development *	20

#### Women

U.S. Ski Team	20
NTSM of eligible intended athletes	
Seniors	10
Juniors	10
Development *	20

If the men's and/or women's quotas are not filled above, additional athletes will be selected in order from the NTSM of all athletes intended.

.

# U.S. ALPINE CHAMPIONSHIPS

The U.S. Alpine Championships have long been a premier event on the calendar of alpine ski racing events. The entire U.S. Ski Team participates, and the events can attract top-level racers from Canada and Europe as well as the best regional and collegiate skiers.

The 2019 championships will be at Sugarloaf, ME from Mar. 16-21 for DH, SG, and AC, and Waterville Valley, NH from Mar. 23-26 for GS, SL, and PS. Selection for the Sugarloaf events will use the same procedure as for a NorAm series.

A feature that began at the 1990 championships is the Regions' Cup, awarded to the regional team earning the greatest total number of World Cup points in all the national championship events and combined. In 2005 the Regions Cup was renamed the Tom Garner Cup in memory of Tom Garner, former Rocky/Central Director and long-time supporter of alpine ski racing. Only USA skiers will score Region's Cup points. U.S. Ski Team members score points for their home region. USA collegiate athletes score points for the region where the school exists.

Coaching staffs from each region are limited to 10 individuals (not including U.S. Ski & Snowboard staff).

## USA Quotas (in order)

	Men	Women
	SL/GS/SG	SL/GS/SG
1. U.S. Ski Team	All	All
2. Current-year Olympic, World Championship, World Junior Championship team members		
3. Any athlete with a current top-100 world rank in a contested event		
4. NorAm <sup>1</sup>	9	9
5. U19 NPS <sup>1</sup>	9	
6. Collegiate <sup>2</sup>	13	10
7. Western <sup>3</sup>	14	12
7. Rocky/Central <sup>3</sup>	14	12
7. Eastern <sup>3</sup>	14	12
8. Development <sup>4</sup>	10	10

<sup>1</sup> Top-3 USA athletes, who are not already selected above, ranked at the intent deadline by an NTSM of World Cup points in SL, GS, and SG in the respective series. Collegiate athletes who qualify through NorAm or NPS will be automatics in the collegiate quota.

<sup>2</sup> Collegiate athletes who intend for the U.S. Alpine Championships will be ranked by an NTSM of FIS points in SL and GS. Athletes must be ranked in the top-100 USA athletes in SL or GS on the FIS points list used for selection. An athlete in the top-100 in SL or GS is eligible for all events.

<sup>3</sup> Maximum total team size, all events: 18 men, 15 women

<sup>4</sup> Up to 10 per gender to accommodate development nominations. Development quota should not be used to add events for specialists.

USA athletes must be registered to appear on the current FIS Points Lists to be entered in the U.S. Alpine Championships.

Note: When circumstances warrant, the Alpine Sport Committee, on the recommendation of staff, may apply objective qualification standards, or may otherwise further limit entry quotas, for the DH and SG events of the U.S. Alpine Championships, due to organizational and safety considerations. Such additional restrictions will consider athlete opportunities, performance in other events, combined scoring, and other factors, and will be announced through the regions as much in advance as possible.

## Foreign Entries

Up to 25 foreign competitors per event may enter. All foreign entries, including those for athletes attending USA colleges, universities, schools and academies, must be properly made by the athlete's national federation directly to U.S. Ski & Snowboard.

## Regional Selection Procedures

Each region fills its entry quota according to its own rules, subject to national guidelines.

Please consult the regional chapter, handbooks, and websites for more information.

Regional racers entered on development quota shall represent their regions and function as part of their regional group; they shall not be counted against their region's quota.

### **College Quota**

Team-roster varsity collegiate athletes according to procedures established by the Collegiate Working Group fill the college quota. Athletes must apply through the online intent system at least 18 days prior to the first team captains meeting and must confirm participation at least 16 days prior to the first team captains meeting. After the confirmation deadline, the college quota will be closed, and all subsequent entries must go through either the regional or development quotas. Selected college athletes will be entered by the respective region.

## **WORLD JUNIOR CHAMPIONSHIPS**

The annual FIS World Junior Alpine Championships provide a unique opportunity for the best 16-20 year-olds of the skiing world to compete together. The 2019 World Junior Championships will be held in Val di Fassa, Italy. The World Junior Championships are important competitions in the development of future World Cup contenders, and World Cup skiers are usually found on the official entry lists. Selection criteria will be available at [usskiandsnowboard.org](http://usskiandsnowboard.org) in the fall of 2018.

## **FIS-UNIVERSITY COMPETITIONS**

FIS-University (FISU) competitions are a category of FIS racing that allows for special quotas and rules to create additional opportunities for competitors who are also college or university students.

The qualification as a university student is determined by FISU art. 128.01.03. Competitors must be older than 17 and less than 25 years.

In the USA FISU competitions are additionally categorized as either:

1. FIS-University Open competitions
2. FIS-University Team Series competitions

### **Quotas and Entries**

FIS-University Open competitions

1. USA FIS-University qualified skiers.
2. Nations Quota: All nations have a quota of up to 12 university students. Of the 12 a maximum of 4 skiers who are not university students may be entered. In the USA, CAN and NOR have a quota of 20 of which a maximum of 4 skiers who are not university students may be entered
3. Host Nation Quota. The host nation may fill the remainder of the field, with university or non-university skiers, up to the maximum field size as determined by the OC, not to exceed 140 per gender.

FIS-University Team, and FIS-University Series competitions

1. Varsity teams as defined by the hosting college conference, EISA, RMISA or USCSA
2. Nations Quota: All nations have a quota of up to 12 university students. Of the 12 a maximum of 4 skiers who are not university students may be entered. In the USA, CAN and NOR have a quota of 20 of which a maximum of 4 skiers who are not university students may be entered
3. Host Nation Quota. The host nation may fill the remainder of the field, with university or non-university skiers, up to the maximum field size as determined by the OC, not to exceed 140 per gender.

For EISA FIS-University Series competitions

- a. The U.S. Ski & Snowboard (national) quota will be a minimum of 10 women and 10 men.
- b. The total national quota of 20 can be split between women and men with a maximum of 15 per gender.
- c. The host shall have the ability to expand the national quota with approval from the EISA Executive Committee, at least 16 days prior to the first competition based on favorable conditions and a limited field size.

### **National Quota Entry Procedures**

1. Athletes wishing to compete in FISU competitions must submit online intent at least 18 days prior to the first team captains meeting and must confirm participation at least 16 days prior to the first team captains meeting, for the competition series in question.
2. Athletes who have expressed interest will be ranked using an NTSM of FIS points in the event(s) to be contested.
3. Up to 20% of the USA quota may be used for development to be managed by the regional development director.

### **FIS-University Series Rules**

For Open FIS-University and Team Series University competitions the FIS ICR rules for FIS category competitions apply.

For FIS-University Team Series in EISA and RMISA competitions a modified Continental Cup seeding and starting order are utilized.

Referencing the 2013-14 Continental Cup Rules

#### **3 Starting Order**

##### **3.1 First Group (1-15)**

The first group (1-15) will be determined based on the respective Cup points, (the EISA or RMISA FISU Start Lists). In the case of a points tie for 7th (SL/GS) or 15th place (all events), the group will be appropriately expanded. If there are not 15 competitors with respective FISU Start List points, then the first group comprises only the competitors with respective Cup points.

##### **3.1.1 Choice of Starting Numbers/Draw**

GS/SL: 1st group (1-15)

The first group is sub-divided into two groups: (1-7) and (8-15). The start numbers are the drawn by double-draw from within these groups

##### **3.1.3 Validity of Cup Points**

The final event ranking in the respective FISU Start List is used as a race result with validity defined in art 3.1.4 in the next season.

The first ranked has 100 points, the 30th ranked has 1 point. This ranking determines the first 30 competitors for the first race of the season. For the first race, if there are not 30 competitors present who appear on the basic list, the missing places will be filled by continuation of the previous season's final event standings.

The respective FISU Start List points achieved from the first race onwards in each event will be added to the basic list to determine the new ranking.

##### **3.1.4 Validity of the Basic List**

After the second race in that event in the current season, the basic list will be deleted.

##### **3.2 After the First Group**

After the First Group, the competitors start according to art. 3.2.1 Special Group.

The following 15 competitors of the respective FISU Start List start according to the respective FISU Start List event standing unless they are within one of the two above mentioned groups.

The remaining competitors will start according to their FIS points in that event.

### 3.2.1 Special Group

Competitors with the lowest 5 FIS points in that event may start after the First Group unless they have the right to start in the first 15.

### 3.3.1 Limitation of the second run in SL and GS

The ROC may determine at the Team Captains meeting that only the first 60 competitors who complete the first run are qualified.

## NATIONAL PERFORMANCE SERIES (NPS)

---

The National Performance Series (NPS) brings the best athletes across the country together at multiple times throughout the winter to compete in a head-to-head environment. The goal is to expose young athletes to their national peer group, to stimulate learning and growth in the long-term, and to accelerate elite-level development toward international competition.

U19 projects are designed for men only since elite-level U19 women target the NorAmS as their primary series. U16 projects are designed for both genders. Top-performers at the U16 NPS can qualify to compete in the OPA Cup in Meiringen Switzerland, Feb. 12-14, 2019 or the Alpe Cimbra Cup in Italy, Mar. 15-16, 2019. National European competition trip participants will also be automatics to the regional and national championships.

### U19 NPS Quota

	Men
YOB 2000 and 2001 <sup>1</sup>	20
YOB 2002 <sup>2</sup>	10
Western	5
Rocky/Central	5
Eastern	5
Development Pace	Up to 10
Development	Up to 30

<sup>1</sup> YOB 2000 and 2001 athletes will be ranked by an NTSM of FIS points using SL, GS, and SG for all event(s), regardless of the event(s) to be contested. YOB 2000 athletes must be ranked among the first 10 athletes (top 50%) of the NTSM to be selected. The remainder of the quota will be filled with YOB 2001 athletes.

<sup>2</sup> For NPS events before Feb. 1, YOB 2002 athletes will be ranked by an NTSM of race points from the prior-year U16 Nationals results using all three events: SL, GS, and SG. For NPS events on or after Feb. 1, YOB 2002 athletes will be ranked by an NTSM of national points in SL, GS, and SG.

### U16 NPS Quota

	Men	Women
National <sup>1</sup>	6	6
Western	5	5
Rocky/Central	5	5
Eastern	5	5
Development	Up to 3	Up to 3

<sup>1</sup> 6 boys and 6 girls ranked nationally using 2017 U16 Nationals results

- YOB 2002's will be purged and WC points are reassigned to YOB 2003 and 2004,
- Athletes will be ranked by total WC points in the events to be trained and/or contested,
- The top 6 athletes will be selected from that list,
- Ties will be broken by the most WC points in an event to be trained and/or contested. If a tie still exists, the next most WC points will be considered until the tie is broken. If necessary, all events will be considered.

# REGIONAL FIS SERIES

---

In addition to the major national events like the NorAms, U.S. Alpine Championships, and the Junior Championships, U.S. Ski & Snowboard conducts local competitions.

Each region structures its series within the framework of FIS and national policy. Most events are open to racers from other regions and divisions per quotas and are open to foreign skiers, depending on the entry rules. To control the size of the fields in these events, the regional competition committees establish quotas and selection procedures per Alpine Sports Committee policies. Most regions incorporate the results of these circuits into their selection procedures for higher-level competitions.

Consult each regional website and rules for details of the various regional FIS series.

## Regional FIS Quotas, Selections, Entries

### Quotas

U.S. Ski Team	All
Foreign entries	Per FIS ICR
Host region	70 men / 70 women
Visiting regions	10 men / 10 women per region
Alpine Development Director	10 men / 10 women

The concerned regions may agree on additional quotas for specific events.

Racers wishing to enter FIS events out of their own region must be entered by their home regional office.

To ensure that out-of-division racers are competitive in the field that they are entering, the regional director may use discretion to restrict the entry of racers from their region into out-of-division events, especially when there is no defined qualification procedure.

Athletes wishing to compete in out-of-division or out-of-region competitions must submit online intent at least 18 days prior to the first team captains meeting and must confirm participation at least 16 days prior to the first team captains meeting, for the competition series in question. Official entries will be due 24 hours prior to the first seed meeting.

Regional/divisional offices may establish procedures to collect appropriate funds from the individual competitors entered by that region. In the event of mitigating circumstances, 'force majeure', the regional director will determine if and how any exceptions to these policies should be allowed, on a case-by-case basis.

If all divisions and regions are within quota(s) and a Regional FIS competition is oversubscribed, all USA athletes in the event are subject to being pulled from the seeding board. The various regions have procedures in place to bring the event into field size compliance. No USA athlete will be pulled from a second event in a series until all USA athletes have been pulled from one event in the series.

For events where the field size must be restricted to a total of fewer than 140, for example, events with men's and women's DHs on the same venue, the host region determines the acceptable field size, reducing the host region entries accordingly. (Any necessary reduction below this announced 'target' field would be made as in the preceding paragraph.)

Racers who enter out-of-division events and fail to attend or to formally withdraw their entries via the alpine office serving the location of competition should expect disciplinary sanction from their own region and may be barred from future entry to out-of-division events including NorAms, U.S. Alpine Championships, FIS competitions, and Junior Championships. Entries should be withdrawn as soon as racers are aware of their change of plans.



# JUNIOR CHAMPIONSHIPS

---

U.S. Ski & Snowboard, in cooperation with the regions and sites, has organized the Junior Championships into a highly competitive series.

The alpine Junior Championships provide a championship incentive for junior athletes from 12-20 years of age.

## Eligibility

Event	Membership Type	FIS
U21	Competitor membership	Registered
U16	Competitor membership	NA
U14	Competitor membership	NA

Athletes are eligible to compete only in the Regional Championships event in their Region.

The Junior Championships are limited to athletes who qualify through regional procedures. Canada has been granted a quota of 5 men and 5 women to each of the regional U16 championships.

Athletes who have been approved to ski up by the Alpine Development Director may participate in a junior championship that they would not normally be eligible for based upon their year of birth.

## Foreign Athletes

Foreign athletes can qualify to compete in U.S. Ski & Snowboard national junior championships through published regional quotas. For each qualified foreign athlete, the published quotas will extend to the next U.S. athlete. Foreign athletes are not eligible for discretionary development selections.

## Quotas

Each region fills its entry quota according to its own rules, subject to national guidelines. Please consult the regional chapter, handbooks, and websites for more information.

## Contacts

Contact your respective regional staff for more information on the Junior Championship program.

## Junior National Championships

### (ages 16-20: YOB 1998 - 2002)

Athletes will be selected to the U21 Junior National Championships by qualification to the U.S. Alpine Championships, or by selection procedures in their home region. This event will focus development efforts on the top 16-20 year-olds and serve as a building block toward performance at the NorAms and World Junior Championships.

The U21 Junior National Championships includes a regions cup. This regions cup will be calculated like the FIS World Junior Championship nations cup where the top 10 finishers in each event are awarded place points. The region with the highest total place points at the end of the Championship will be awarded the regions cup.

The accredited coaching and staff delegation from each region is limited to 15 individuals.

## Quotas

	Men	Women
All USA junior athletes from the U.S. Alpine Championships		
Western	5	5
Rocky/Central	5	5
Eastern	5	5
Development	10	10

## **U16 National Championships**

**(ages 12-15: YOB 2003 to 2006)**

Athletes will be selected to the U16 National Championships through performance at the U16 and U14 Regional Championships.

### **Selection**

1. A ranking list will be made by adding the (new) World Cup points of the best two results from SG, GS, and SL at the respective U16 Regional Championships. If one or more Regional Championships competitions are canceled, the ranking will be made by adding the (new) World Cup points of the best result per event from the remaining contested competitions across SG, GS, and SL.
2. Using the ranking list from the respective U16 Regional Championships, the top three athletes from the oldest YOB competing will be selected. Ties will be broken by using the single best result. If a tie still exists, the next best result would be used, and this process will continue until the tie is broken. Ski Up athletes will not be included in this selection; they will be considered with the youngest YOB athletes.
3. Using the ranking list, the top five athletes from the youngest YOB competing will be selected. Ties will be broken by using the single best result. If a tie still exists, the next best result would be used, and this process will continue until the tie is broken. Ski Up athletes will be considered in this selection.
4. Using the ranking list, after purging the athletes who have already been selected, the next seven athletes overall will be selected. Ties will be broken by using the single best result. If a tie still exists, the next best result would be used, and this process will continue until the tie is broken. Ski Up athletes will not be included in this selection; they will be considered with the youngest YOB athletes.
5. There are discretion spots available if needed. Request for discretion must come from the regional managers and coaches to the Alpine Development Director.

### **Quotas**

1. National European competition trip participants (e.g. OPA Cup and Alpe Cimbra).
2. YOB 2003 3 boys and 3 girls per region from the YOB ranking.
3. YOB 2004 5 boys and 5 girls per region from the YOB ranking.
4. YOB 2003 and 2004 7 boys and 7 girls from the overall ranking.
5. YOB 2005 and 2006 U14 athletes must have 1 win and another top-3 in SL, GS, and SG at the respective U14 Regional Championships to qualify.

## **U16 Regional Championships**

**(ages 14-15: YOB 2003 and 2004)**

The U16 Regional Junior Championships are held in each of the three alpine regions.

Each region fills its entry quota according to its own rules, subject to national guidelines. Please consult the regional chapter, handbooks, and websites for more information.

## **U14 Regional Championships**

**(ages 12-13: YOB 2005 and 2006)**

At this level, the focus is on skill development and the opportunity to ski with their peer group rivals from other divisions.

The U14 Regional Junior Championships are held in each of the three alpine regions.

Each region fills its entry quota according to its own rules, subject to national guidelines. Please consult the regional chapter, handbooks, and websites for more information.

# **FIS INTERNATIONAL CHILDREN'S COMPETITIONS**

---

U.S. Ski & Snowboard may field teams of U16 athletes to compete in FIS International Children's competitions through approved regional and national projects.

## **U.S. ALPINE SKI TEAM**

---

The U.S. Ski Team represents the highest level of competition in the USA. The Team is comprised of the best skiers who compete annually in competitions around the globe. Top athletes from the Team take part in Olympic and World Championship competition.


The Team consists of athletes who all had their start years ago in local ski programs. They have advanced through local competitions to divisional and regional junior competitions, to international events in North America and then overseas and, ultimately, qualifying through published criteria for the Team.

The Team trains and fields athletes in international competitions to achieve sustained international excellence. The Team's successes are gauged by Olympic and World Championship medals, World Cup podiums, and season-long World Cup titles. Success in these events is the focus and primary goal of the Team.

Criteria for nomination to the Team is reviewed yearly. The nominating criteria looks at success in international competitions and how the athletes are ranked against all other athletes in the world.

Nomination criteria for the U.S. Alpine Ski Team is available at [usskiandsnowboard.org](http://usskiandsnowboard.org).

**Your 1-Stop Online Shop for Ski Racing Supplies!**



**RELIABLE  
RACING**  
ESTABLISHED 1965

  
**Break-A-Way®**  
SLALOM POLES



**ALGE-TIMING**

**VOLA**  
RACING

**SPORTEN**



**TAGHeuer**  
PROFESSIONAL TIMING

**FIZAN**

**10% Off Consumer Products for  
U.S. Ski & Snowboard Members**

**USE KEYCODE  
16300**

**www.reliableracing.com • 1.800.585.4443**

# **CHAPTER 4**

## **REGIONAL AND DIVISIONAL PROGRAMS**



This chapter of the Alpine Competition Guide provides information on competition programs within each U.S. Ski & Snowboard alpine region and division. Contact information for alpine field staff is in the front of this guide.

## **EASTERN REGION**

---

The Eastern Region is one of three regions established under the authority of the U.S. Ski & Snowboard Alpine Sport Committee (ASC) and responsible for the regulation of alpine ski competition within the geographical area of the Eastern United States. It consists of eight divisions: Maine (MARA), New Hampshire (NHARA), New Jersey (NJSRA), New York (NYSSRA), Pennsylvania (PARA), Southern (SARA: NC, VA, WV), Tri-State (TSASRA: CT, MA, RI) and Vermont (VARA).

The Eastern Alpine Competition Committee establishes the regional policies, procedures and operating rules for the Eastern Region. The region schedules all FIS races and Junior Championship competitions in the East, fields teams for NorAms and U.S. National Championship events, conducts development projects for regional athletes, and schedules other training camps and racing opportunities to assist athletic development within the pipeline of U.S. Ski & Snowboard development plan.

### **Mission Statement**

The Mission of the U.S. Ski & Snowboard Eastern Alpine Region is to provide the programs, leadership, and resources necessary to enable our athletes to achieve their ski racing potential.

### **Vision Statement**

The Vision of the U.S. Ski & Snowboard Eastern Alpine Region is to be the strongest development program in the world.

### **Eastern Regional Staff email @usskiandsnowboard.org**

Regional Director - Sam Damon, sam.damon@ or 435.714.2540

Regional Manager - TBD

Regional Coach - Brad Farrell, brad.farrell@ or 802.230.6045

Regional Youth Dev. Coach - Kathy Okoniewski, kathy.okoniewski or 315.382.5045

### **Eastern Alpine Competition Committee**

Chair: Dan Marshall, NHARA

Vice Chair: Dan Chayes PARA

Past Chair: Connie Webster, NYSSRA

Secretary: Bev Oliver, NHARA

Development: Tom Sell, VARA

Children's Racing: Sally Utter, VARA

Officials: Laura Sullivan, TSASRA

Athlete: Peter Girardi, VARA

Athlete: Chris Frank, VARA

Athlete: Roger Brown, VARA

Athlete: Sam Damon, VARA

At-Large: Doug Williams, VARA

At-Large: Tao Smith, VARA

MARA: Laurel Lashar

NHARA: Andrew Gannon

NJSRA: Rob Dowd

NYSSRA: Dirk Gouwens

PARA: Diann Roffe

SARA: Sean McKee

TSASRA: Laura Sullivan

VARA: Julie Woodworth

\*Emeritus: Horst Weber

\*College: John Dwyer, NHARA

\*EASEF: Mike Davenport

\*High School: Dan Marshall

(\*Non-voting)

### **Additional Information**

Complete Eastern policies and procedures are available in the Eastern Region Handbook posted on the eastern region website at [usskiandsnowboard.org](http://usskiandsnowboard.org). This website also includes information on governance, regional contacts, regional programs, selections, standings, code of conduct, and the regional competition calendar, as well as other information for athletes, coaches, officials, and clubs.

# **EASTERN DIVISIONS**

---

Most lower level competition in the Eastern Region is organized through the eight Eastern Divisions. Membership in one division is required. See the Eastern Regional Handbook for more details. Divisions may set rules, require membership, develop schedules and series, and fill quotas subject to national approval. All racers are responsible for being properly registered to compete and qualify for events.

Competitors must be members in good standing with their respective division to be eligible for qualifying series, quota-based invitational and Eastern region events, divisional teams and Junior Championships, scored series, and divisional awards.

Racers and coaches should be familiar with their division's program. Many divisions publish newsletters or guides of their own which explain in detail their specific programs. The following listing provides key contacts if you need more information in your area.

## **New Jersey Ski Racing Association - NJSRA**

NJSRA membership renewals are automatically invoiced through U.S. Ski & Snowboard. New NJSRA members should indicate New Jersey as their state affiliation and enclose the appropriate NJSRA dues along with their national fees. The New Jersey Ski Racing Association organizes alpine competition in New Jersey, selects racers to represent the state in regional competition. The organization runs and governs all local State Championship race events and selects State Team members based on their results in Championship Qualifying races. Races are scheduled for all racers, SR through U10, and we support and promote a Masters race schedule as well.

The NJSRA membership fee is \$30 for racers and \$15 for coaches. Members are to renew and/or join NJSRA with their national membership. Renewing members are to sign up no later than Oct. 15 to avoid late fees. Following Oct. 15 NJSRA membership fees will be \$50 for athletes and \$35 for coaches. For additional membership information and a New Jersey Competition Guide, contact New Jersey Ski Racing Association, Box 265, McAfee NJ 07428, [info@njsra.org](mailto:info@njsra.org) or go to [njsra.org](http://njsra.org).

## **Maine Alpine Racing Association - MARA**

MARA membership renewals are automatically invoiced through U.S. Ski & Snowboard. New MARA members should indicate Maine as their state affiliation and enclose the appropriate MARA dues along with their national fees. Foreign competitors may indicate their affiliation with Maine and include MARA dues with national dues for processing, or, may send MARA dues directly to MARA, 3012 Brackett Brook Rd, Carrabassett Valley ME 04947.

The MARA membership fee is \$40 for coach and competitor members through U14, and it is \$20 for competitor members U10 and younger. Renewing MARA members (except U10s and younger) should add a \$20 late fee for renewals postmarked after Oct. 15. Active TD's receive complimentary MARA membership. MARA welcomes contributions from officials, parents, and other supporters of alpine racing in Maine.

For further information, visit MARA at [skimara.org](http://skimara.org) - or write to MARA, Laurel Lashar, 3012 Brackett Brook Rd, Carrabassett Valley ME 04947, tel. 207.265.6886 fax. 207.237.3026 or [llashar@sugarloaf.com](mailto:llashar@sugarloaf.com).

## **New Hampshire Alpine Racing Assoc. - NHARA**

Membership in the New Hampshire Alpine Racing Association is open to competitors of all ages and abilities and to coaches, officials, parents, and supporters with an interest in alpine ski racing. The state program is outlined in the NHARA Handbook, available at

nhalpine.org. NHARA membership applications for returning scored and un-scored athletes must be submitted by Oct. 15 of the competition season to avoid a late fee. For information and membership applications contact Laurie Stevens, NHARA, PO Box 1344, Campton NH 03223, lauriestevens@roadrunner.com or tel. 603.726.3307, or Bev Oliver, 31 Mohawk Road, Andover MA 01810, bevol@comcast.net or tel. 978.475.0722, or visit nhalpine.org.

## **New York State Ski Racing Assoc. - NYSSRA**

NYSSRA welcomes all athletes, coaches, and officials interested in the sport of alpine ski racing. NYSSRA organizes numerous events each year for athletes age 8 and up across the state which culminate in State Championships for U14, U16, and U19+. The 37th Empire State Winter Games will be held in Lake Placid, NY in early February for U16 and up. This prestigious event will include SG, GS and SL events for athletes who qualify through the Empire Cup Series.

Membership is open to all and is required for all athletes who compete in NYSSRA events as well as all participating coaches and officials. Membership is done online and can be accessed at [nyssra.org](http://nyssra.org). The deadline is October 15, after which a late fee may apply.

The NYSSRA Competition Guide, which describes our programs for all age groups is mailed to all Coaches and Officials in November and is available online for others. Up to date race schedule information for all age groups is available on our website. For additional information contact NYSSRA Executive Director, Dirk Gouwens at NYSSRA, 5 Southside Dr. Suite 11-173, Clifton Park NY 12065 or, [dirkg@nyssra.org](mailto:dirkg@nyssra.org).

## **Pennsylvania Alpine Racing Assoc. - PARA**

The Pennsylvania Alpine Racing Association is open to competitors of all ages and abilities, coaches, officials, parents, and supporters with an interest in alpine ski racing. Membership applications, programs, rules, qualification procedures, race schedules, and links to online race registration may be found at [paracing.org](http://paracing.org).

The PARA individual membership fee is \$35 for racers and members-at-large; it is \$5 for coaches and alpine officials. Membership renewals must be received no later than Oct. 15 of the competition season to avoid late fees.

For additional information and membership applications visit PARA at [paracing.org](http://paracing.org) or contact David Bond at [membership@paracing.org](mailto:membership@paracing.org) or 908.859.0192.

## **Southern Alpine Racing Association - SARA**

The Southern Alpine Racing Association is open to all residents of Virginia, West Virginia, North Carolina, and South Carolina, Georgia and people in surrounding areas who enjoy skiing in our area. SARA welcomes any person with an interest in the sport of alpine ski racing. Parents of racers and volunteers are also encouraged to join. For more information about SARA and to apply for membership, visit [salaracing.org](http://salaracing.org). You may also contact John Patrick skierjohnp@charter.net or 423.863.1890.

## **Tri-State Alpine Ski Racing Assoc. (MA, CT, RI)**

The Tri-State Alpine Ski Racing (TSASRA) Programs are open to all residents of MA, CT, and RI according to regional rules. Membership fees are Competitors \$30, Masters \$15, Coaches and Officials \$15. Members are to renew and/or join TSASRA with their national membership. Renewing members are to sign up no later than Oct. 15 to avoid late fees. TSASRA late fee is \$10. For more information regarding Tri-State membership, programs, rules and qualifying procedures, contact Laura Sullivan, Tri-State Administrator, PO Box 178, Cummington MA 01026, [laurasullivan@tristateskiracing.org](mailto:laurasullivan@tristateskiracing.org) or visit [tristateskiracing.org](http://tristateskiracing.org).



## Vermont Alpine Racing Association (VARA)

The Vermont Alpine Racing Association is open to persons of all ages and abilities. Competitors, coaches, Vermont clubs/programs/academies and alpine officials are required to join VARA. Parents and volunteers are encouraged to join VARA as supporting members. Membership is done online and can be accessed at [vara.org](http://vara.org). The deadline is Oct. 15, after which a late fee may apply.

For more information on VARA please visit [vara.org](http://vara.org) or contact Julie Woodworth at [julie@vara.org](mailto:julie@vara.org) or 802.236.4695, PO Box 774, Woodstock VT 05091.

## Eastern Amateur Ski Educational Foundation

The Eastern Amateur Ski Educational Foundation (EASEF) is a fund that has been established to benefit the development of competitive skiing. It is a 501(c)3 non-profit organization that supports alpine, cross country, jumping, freestyle, and snowboard development programs in the Eastern Region. A special alpine account has been set up to benefit our eastern athletes. Specifically, funds raised for alpine are spent to directly reduce the costs to the athletes, by supporting competitor travel to national and international events, and to training camps and similar opportunities.

EASEF relies entirely on contributions for the support it provides our athletes and programs. If you want to help Eastern alpine competitors, we guarantee that any contribution earmarked "Alpine" will do just that.

Eastern skiers need your help more than ever. EASEF can make a difference for those who have the ability to ski but not necessarily the ability to pay. From U16s to Junior Championship and NorAm racers, our skiers need financial support. Make your tax-deductible contribution to EASEF, PO Box 430, Intervale NH 03845.

## ROCKY/CENTRAL REGION

---

The U.S. Ski & Snowboard Rocky Mountain/Central Region is comprised of the Rocky Mountain and Central divisions. The Rocky/Central Alpine Competition Committee (ACC) is the governing body for the region. Regional selection procedures, championship events, regional development programs, and regional scheduling are designed and approved by the Rocky/Central ACC. Regional development programs are designed to assist the top athletes in the region at each age level.

### Rocky/Central Regional Staff - email @[usskiandsnowboard.org](mailto:usskiandsnowboard.org)

Regional Director - Darlene Nolting, [darlene.nolting@](mailto:darlene.nolting@) or 435.640.8510

Divisional Manager - Eric Cates, [eric.cates@](mailto:eric.cates@) or 608.512.7327

Regional Coach - Ian Dunlop, [ian.dunlop@](mailto:ian.dunlop@) or 435.714.8720

Regional Youth Coord. - Angela Worrell, [angela.worrell@](mailto:angela.worrell@) or 435.602.0658

### Rocky/Central Alpine Competition Committee

Alice Black - Vice Chair	Rocky	John Manderfield - Chair	Central
Mike Bowman	Rocky	Jeff Dekko	Central
Stefan Hughes	Rocky	Joe Paul	Central
Jon Nolting	Rocky	Bill Slattery	Central
Kristina Revello	Rocky	Don Stellin	Central

For comprehensive information on Rocky/Central Regional policies and procedures and other regional information such as selection procedures, forms, race calendars, and teams, see [usskiandsnowboard.org](http://usskiandsnowboard.org).

# ROCKY/CENTRAL DIVISIONS

---

## Central Division

The Central Division of U.S. Ski & Snowboard is part of the Rocky/Central Region. The mission of the Central Division is to provide the highest quality racing and training opportunities for Central athletes that will help them achieve their highest potential as individuals and ski racers. Central Division supports the vision of U.S. Ski & Snowboard to become the best in the world in ski racing. Central Division will achieve its mission by creating and maintaining comprehensive athlete development programs to support clubs with their emerging athletes, and by organizing world-class events with recognition for achievement and participation.

### Membership Requirements

Central Division racers must complete their national membership registration and designate Central when completing their online membership at [usskiandsnowboard.org](http://usskiandsnowboard.org). Central athletes must also register with their respective regions (see below). Registration materials will be sent by the central regional offices to returning members in the fall. New members must contact their central regional administrator for information.

### Central Division Boundaries

Central Division alpine racing program is divided into four local regions. They are:

R1: Minnesota; North and South Dakota; Iowa west of Route 63

R2: Upper Peninsula of Michigan west of Route 77; Wisconsin; Iowa east of Route 63; Illinois and Missouri

R3: Lower Peninsula of Michigan; Upper Peninsula of Michigan east of Route 77

R4: Indiana, Ohio, and Kentucky

Athletes must compete in the region where they reside and train. If there are extenuating circumstances that prevent an athlete from competing in the region in which they reside and train, that athlete must petition the division for change in regional affiliation.

### Regional Contacts

#### R1

Caryn Jones  
[cussa\\_region1@yahoo.com](mailto:cussa_region1@yahoo.com)  
8051 Prairie Trail  
Rockford MN 55373  
tel. 651.321.4918  
[skifast.com](http://skifast.com)

#### R3

Cathy Janowiak  
[cathy@region3cussa.org](mailto:cathy@region3cussa.org)  
PO Box 435  
Manistee MI 49660  
tel. 231.723.8772  
[region3cussa.org](http://region3cussa.org)

#### R2

Eric Gee  
[ericgeeco@comcast.net](mailto:ericgeeco@comcast.net)  
508 N Quincy  
Hinsdale IL 60521  
tel. 603.363.5278  
[region2cussa.com](http://region2cussa.com)

#### R4

Dave (Duffy) Carto  
[dcarto@whkmansfield.com](mailto:dcarto@whkmansfield.com)  
1012 Millsboro Rd  
Mansfield OH 44906  
tel. 419.543.5073

For information on governance, schedules, rules, and regulations visit Central Division at [usskiandsnowboard.org/sport-programs/regions-divisions/rocky-central-alpine-region](http://usskiandsnowboard.org/sport-programs/regions-divisions/rocky-central-alpine-region).

## Rocky Mountain Division

The purpose of the U.S. Ski & Snowboard Rocky Mountain Division is to provide the best opportunities possible for all competitors to ski race and pursue personal athletic goals. One of Rocky Mountain Division's main objectives includes improving the quality of competition in the USA and the Rocky Mountain region. The program is structured to allow flexible administration of competitions and competitors with special consideration given to race location, travel, education coordination, ability and age classifications, and economics.

For comprehensive information on the Rocky Mountain Division policies and procedures and other divisional information such as selection procedures, forms, race calendars, and teams, refer to the Rocky Mountain Division website at [usskiandsnowboard.org](http://usskiandsnowboard.org).

## WESTERN REGION

---

The Western Region is one of three regions established under the authority of the Alpine Sport Committee and responsible for the regulation of alpine ski competition within the geographical area of the western United States. It consists of five western divisions: Alaska, Far West, Intermountain, Northern and Pacific Northwest.

The Western Region Alpine Competition Committee establishes the regional policies, procedures and operating rules for the Western Region. The region schedules all FIS races and Junior Championship competitions in the West for each season, fields teams for NorAms, the U.S. Alpine Championships, and other events, conducts a series of development projects for regional and divisional athletes, and names a Regional Team - the Western Elite Ski Team (W.E.S.T.) - whose members the region assists in their development within the athletic pipeline of U.S. Ski & Snowboard and the Regional Alpine Development program.

### Mission Statement

The Mission of the Western Region ACC is to:

1. Promote elite level alpine competition within the boundaries of the Western Region, recognizing the region's role at the elite level and the division's roles at the entry level and club levels of the sport.
2. Coordinate the efforts of the five divisions within the Western Region in areas of common interest, concern, and responsibility.
3. Promote the development of elite athletes from the five divisions of the Western Region.
4. Maintain a governance structure that provides for the collective needs of the five western divisions, and represents the five western divisions to the Alpine Sport Committee.

### Western Website

The complete policies and procedures for Western Region programs are available at [usskiandsnowboard.org](http://usskiandsnowboard.org). Included are sections on:

- Western Region Governance including Officers and Alpine Sport Committee Members
- Operational Rules
- Western Region Appeals Committee
- Regional Programs
- Western Region Team
- Western Race Events
- Western Quotas and Selection Procedures
- Junior Championship Procedures
- Regional Awards
- Project information and registration forms
- FIS and Junior Championship series results

## **Regional Staff email @usskiandsnowboard.org**

Regional Development Director – Bill Gunesch, bill.gunesch@ or 435.602.2759

Regional Program Manager – Angie Brown, angie.brown@ or 435.647.2036

Regional Head Coach – Mike Prado, michael.prado@ or 435.714.2423

Regional Junior Coach – Jeff Pickering, jeff.pickering@ or 435.602.2866

## **Western Region ACC Officers**

Chair – Todd Kelly, tk@squaw.com

Vice Chair – Scott Zahn, scottzahn.asc@gmail.com

Treasurer – Troy Price, troyprice@rowmark.org

Secretary – Lucy Schram, lucy@fwskiing.org

Past Chair – Karen Korfanta, kkorfanta@usskiandsnowboard.org

# **WESTERN DIVISIONS**

---

## **Alaska Division**

Ski competition within the Alaska Division is administered by the Alaska Alpine Competition Committee (ACC), which is comprised of representatives from each member club. The ACC coordinates race schedules and development programs, establishes competition guidelines, and makes team selections for regional and national events.

### **Divisional Rules and Procedures**

All athletes are required to be current members of U.S. Ski & Snowboard and hold a current alpine competitor membership to compete in sanctioned competitions. The complete rules and procedures governing the conduct of Alaska Division are in the current AK Division Policies and Procedures Competition Manual published annually and posted at ussaak.org.

### **Contact**

Natalie Osborne, ACC Administrator, admin@ussaak.org or 907.223.0858, PO Box 160070, Big Sky MT 59716. More information at ussaak.org.

### **Finances**

An athlete's divisional and national financial obligations must be paid prior to the athlete's departure for out-of-division or championship competition.

## **Far West Division**

Alpine ski competition in the Far West, including California, Nevada, and Hawaii is organized and conducted by Far West Skiing (FWS). Far West competitors are subject to the guidelines of U.S. Ski & Snowboard and FIS.

### **FWS Mission Statement**

The Mission of Far West Skiing is to:

1. Promote participation and enthusiasm in alpine competition in the Far West from entry level, club level, and elite level to retain competitors and support skiing as a lifelong sport.
2. Provide financial support to athletes, coaches and development projects
3. Not benefit or serve the needs of any particular competitor or ski program, but rather strives to sanction fairly run competitive programs for the benefit of all of its members.
4. Maintain a structure that will support the needs of Far West clubs, athletes, coaches and general membership
5. Promote the skiing development of young athletes from all clubs in the Far West with the objective of winning races at all levels.

## **Divisional Rules and Procedures**

Membership with U.S. Ski & Snowboard is a requirement for participation in all Far West races. An additional FWS membership is required of all athletes, coaches, and officials in Far West and is available for \$38 except for SR - U14 competitors in which dues are \$53. After Oct. 15 the fee is \$66 for competitors U12 and younger, and \$81 for SR - U14 competitors.

The complete rules and procedures governing the conduct of the Far West program is in the current Far West Skiing Policies and Procedures Competition Manual published by FWS annually and is posted at [fwskiing.org](http://fwskiing.org).

### **Administration**

The Far West Skiing Board of Directors (FWBOD) is responsible for conducting and overseeing the business of Far West Skiing. The administration of alpine competition in the Far West is the responsibility of the Far West Skiing Alpine Competition Committee (FWS ACC). The Alpine Competition Committee (ACC) is a committee of Far West Skiing and as such reports to the FWBOD. Various subcommittees of the FWS ACC, each headed by a chairperson, actively oversee the different competition areas. The subcommittees work out proposals and policies, which are discussed and fine-tuned by the FWS ACC for presentation and approval by the FWS FWBOD.

FWS maintains an 11-month office to support the needs of Far West competitors, coaches, officials, volunteers, and clubs. The FWS office coordinates Far West issues, such as: dissemination of information to clubs and programs regarding race schedules, racer qualification, selection to traveling teams, coaches' and officials' clinics; support of FWS ACC and FWBOD; FW traveling team arrangements; Far West Ski Team, Far West website, financial records, fund-raising, etc.

All pertinent information, including schedules, selection lists and the policies and procedures, are posted at [fwskiing.org](http://fwskiing.org) and [facebook.com/farwestskiing](https://facebook.com/farwestskiing). For questions or further information, please see the Far West website or contact the FWS administrator Lucy Schram; [lucy@fwskiing.org](mailto:lucy@fwskiing.org) or 530.559.4130.

## **Intermountain Division**

The Intermountain Division (IMD) involves alpine teams or programs from Utah, southern Idaho, and southwestern Wyoming. IMD is structured into the Northern Section, teams from Idaho and Wyoming, and the Southern Section, teams from Utah. Within the two sections, junior racing events may differ in age group involvement, access, and quota selections for IMD wide events. This structure allows for more local racing at the grassroots level and divisional events for the more competitive levels. IMD fields single quotas to Western Regional events including WRJC, U16 Regional Championships, U14 Regional Championships and WR FIS competitions.

Access to IMD races for out of division athletes and access for IMD athletes to out of division races, beyond those where an IMD quota is selected, requires permission of the IMD Director and the governing body in the other region and division. Athletes wishing to access out of division FIS races, that IMD does not have a quota for must adhere to the policies of the Western Region.

IMD is organized and conducted by the IMD Alpine Competition Committee and the Intermountain Director, in conjunction with the Western Region of U.S. Ski & Snowboard and the Alpine Sport Committee. IMD competitors are subject to the applicable rules and guidelines of U.S. Ski & Snowboard and the FIS.

Intermountain maintains a divisional office to support the needs of the divisional membership. For questions regarding IMD policies, programs and general information refer to the IMD Handbook posted on the at [ussa-imd.org](http://ussa-imd.org) or contact the Divisional Director, Carma Q. Burnett at [carma@ussa-imd.org](mailto:carma@ussa-imd.org) or 208.412.8565 or contact IMD ACC Chairman, Gordon

Perry at [gperry@ovwsef.org](mailto:gperry@ovwsef.org) or 435.714.3692. The IMD office mailing address is PO Box 2354, Eagle ID 83616.

## Membership Requirements

Membership with U.S. Ski & Snowboard is required for participation in all IMD races. An alpine competitor membership is required for participation for U16 and older racers. A U14 membership is required to compete in the Junior Intermountain Cup / U14 series. U10 and U12 memberships are available for participating in non-scored races. In addition to a national membership, an IMD membership is required for all IMD athletes who wish to participate in IMD sanctioned events. Join at [usskiandsnowboard.org](http://usskiandsnowboard.org) or contact Member Services at [membership@usskiandsnowboard.org](mailto:membership@usskiandsnowboard.org) or 435.647.2666.

## IMD Club Membership Requirements

All clubs with athletes participating in sanctioned IMD races must register with the Intermountain Division. The IMD Club fee is \$30 before Oct. 15th and \$60 after Oct. 15. Athletes that do not belong to a registered IMD club and race as independent athletes, must purchase an Intermountain Club membership.

## IMD Membership Fees

Class	Until Oct. 15	After Oct. 15
U14 and younger memberships	\$20	\$20
Alpine Competitor (U16 and older)	\$50	\$65

## Northern Division

Alpine competition in Montana, Yellowstone National Park, and in the northern Wyoming counties of Park, Hot Springs, Big Horn, Washakie, Sheridan, Johnson, Campbell, Crook, Weston, Converse, and South Dakota west of the Missouri River is organized by Northern Division within the framework of U.S. Ski & Snowboard, FIS and Western Region programs, procedures and rules. The Northern Division board of directors, through its Alpine Competition Committee, coordinates and supervises activities in the area. For the name of the ski program in your area visit the Northern Division at [northernussa.org](http://northernussa.org).

For questions contact the Northern Division Manager at the telephone number listed below and on the Northern Division website. Volunteers working with Western Region staff conduct Northern programs. Information and rules on Northern Division can be found at [northernussa.org](http://northernussa.org).

Questions regarding Northern Division can be directed to the Northern Division President, Tim Hinderman [tim.hinderman@fvsef.org](mailto:tim.hinderman@fvsef.org) or Sherri Hale [nodivmanager@centurytel.net](mailto:nodivmanager@centurytel.net).

## Membership

Membership with U.S. Ski & Snowboard is a requirement for participation in all Northern Division Races and based on age class. Racers must have a national membership before they will be able to purchase a Northern membership.

Membership applications are available online at [usskiandsnowboard.org](http://usskiandsnowboard.org).

## Northern Membership Fees

Class	Until Oct. 15	After Oct. 15
Alpine Competitor U16 & Over	\$45	\$50
Alpine Competitor U14	\$32	\$46
Alpine Competitor U12 & Under	\$26	\$37
Alpine General	\$10	
Short Term	\$5	

The complete rules and procedures governing the conduct of Northern Division programs are in the Northern Division Handbook available on the Northern Division website.

**Northern Division Administrator**

Sherry Hale [nodivmanager@centurytel.net](mailto:nodivmanager@centurytel.net) or 406.871.7429.

**Pacific Northwest Division**

Ski competition in the Pacific Northwest area of the USA, including Oregon, Washington, and Northern Idaho is organized and conducted by the Pacific Northwest Division (PNSA) under the guidelines of FIS, U.S. Ski & Snowboard and Western Region programs, policies and procedures.

PNSA divisional rules apply to all PNSA members. For more specific information about PNSA rules, procedures, and policies, please refer to the PNSA Alpine Competition Manual which can be found, along with more information, at [pnsa.org](http://pnsa.org) (also linkable through [usskiandsnowboard.org](http://usskiandsnowboard.org)).

Questions regarding PNSA can be directed to Claudia Yamamoto at [pnsa@pnsa.org](mailto:pnsa@pnsa.org) or 509.445.4454.

**Membership**

Membership with U.S. Ski & Snowboard is a requirement for participation in all PNSA calendared races. In addition to national membership, the PNSA membership fee is:

Alpine/Cross Country Competitor U16 & Over	\$45
Alpine Competitor U14	\$35
Alpine Competitor U12 & Under	\$25
Alpine Masters	\$30
Alpine Coach	\$20

PNSA membership is not required for officials.

**Out of Division Racers in PNSA Events**

Racers from other divisions are welcome to compete in PNSA calendared races to the extent compatible with field size restrictions. Western Region racers should contact their divisional office at least two weeks prior to the race. Racers from outside the Western Region will need the permission of their divisional manager and the Western Region manager at least three weeks (21 days) before contacting PNSA. The racer must meet qualifications of the PNSA race series being entered.

# Thank You

to the following partners of U.S. Ski & Snowboard

The Quality Sleep  
*airweave*

**BWT**  
BEST WATER TECHNOLOGY



**FedEx**



**P&G**



**USANA**

**VISA**

**xfinity**



# **CHAPTER 5**

## **COLLEGIATE, MASTERS AND ADAPTIVE RACING**



# COLLEGIATE COMPETITION

---

Collegiate ski competition is an important part of the sport in the USA and has made great contributions to the development of and participation of athletes in alpine skiing. Top international racers have emerged from various collegiate programs. College competition remains a viable part of the athlete development pipeline. Collegiate team skiing provides tremendous opportunities for junior competitors to continue ski racing while pursuing goals in education.

College circuits have been as competitive as major events, in some years rivaling even the U.S. Championships for public attention. There are two national collegiate programs: the National Collegiate Athletic Association (NCAA) and the U.S. Collegiate Ski & Snowboard Association (USCSA). Both intertwine with U.S. Ski & Snowboard working through its Collegiate Working Group.

The NCAA offers the traditional college carnival circuit in the East (EISA-Eastern Intercollegiate Ski Association) and in the Rockies (RMISA-Rocky Mountain Intercollegiate Ski Association) leading to the NCAA Skiing Championships. NCAA skiing has long been tied to regional/divisional programs, and top NCAA athletes are among the top racers in their regions and in the country.

The USCSA offers programs from full-varsity teams to club sports teams. Organized into 11 conferences, the USCSA provides opportunities for athletes to qualify to one of the five regional championships leading to the USCSA Championships.

The various college leagues are independent organizations, running events under their own authority and organization. To coordinate activities, representatives of college and school groups have been invited to join the policy-making process at many levels.

## Scoring to National Points List

College athletes who are competitor members have access to the national points list, and many college meets are scored for national points. To be scored to that list, they must follow the same procedures as any other event, including calendaring, calendar fees, head tax, and result submission.

Some college meets are organized as FIS-University events, where FIS points and international rankings may be achieved.

Colleges wishing to have races scored should contact the respective regional staff.

## College Quota

U.S. Ski & Snowboard provides a quota for top collegiate skiers to participate in the U.S. Alpine Championships. The college quota is available only to athletes on an official collegiate team roster, recognized by NCAA, USCSA, and U.S. Ski & Snowboard, with a valid competitor membership. FIS registration is required for NorAms and the U.S. Alpine Championships. Athletes must be ranked in the top-100 USA athletes on the FIS points lists used for the selection in the event(s) to be contested.

College skiers who are interested in these opportunities must express this interest through the online intent system at least 18 days prior to the event. Selections for each event will be made according to procedures established by the Collegiate Working Group.

## FIS-University Quotas, Entries, Calendar

Information on quotas, entries, and calendars for the FIS-University events is in the Series and Selection chapter. USA racers eligible according to FIS-U rules may compete in events in Europe. These events are listed on the FIS calendar and are scored for FIS points.

## **National Collegiate Athletic Association (NCAA)**

The NCAA's purpose is to initiate, stimulate and improve intercollegiate athletics programs for students and to promote and develop educational leadership, physical fitness, athletic excellence and athletic participation as a recreational pursuit, and to cooperate with other amateur athletic organizations in promoting and conducting athletic events.

The NCAA Championships are held annually. Eight events are currently contested in each NCAA meet, four for men and four for women. The two alpine events are SL and GS while cross country skiers compete in an individual skating and mass start classical race. The points earned by both the male and female skiers are combined to determine the order of team finish. This makes the male and female skiers equal, a rare occurrence in sports today.

Team skiing is emphasized in NCAA meets with a school's best three (out of three) racers counting for team points. However, qualifying for the NCAA Championships is done on an individual basis by earning a top result in one's respective Eastern or Western collegiate circuit.

All NCAA ski teams are varsity level sports sponsored by each school's respective athletic department. Many teams provide scholarship aid to their athletes, a budget that pays for travel expenses, and the highest level of professional coaching. Most NCAA coaches are members of and have received education through U.S. Ski & Snowboard. All NCAA events are scored for national points and these events traditionally have point penalties second only to the U.S. Championships and NorAms.

For athletes planning on attending school, it is very important to be aware of NCAA eligibility rules. For more info on NCAA eligibility and requirements contact any college coach, the NCAA rules compliance officer at most colleges and universities, call the NCAA Eligibility Hotline at 800.638.3731, or check [ncaa.org](http://ncaa.org).

## **U.S. Collegiate Ski & Snowboard Association (USCSA)**

The United States Collegiate Ski & Snowboard Association is the sports federation for collegiate team ski racing and snowboarding in America. You can be part of a team at any college in the United States. The USCSA has an alpine, cross country, freestyle, jumping or snowboard collegiate competition program for you.

The USCSA assures that student/athletes of all abilities have access to a quality and exciting venue of competition. The USCSA also recognizes, that for athletes to be truly successful individuals, academics should take priority over competition. To help foster this, the USCSA stresses education first and offers a variety of academic based awards.

More than 178 colleges from coast to coast, field some 4,700 men and women, alpine, cross country and snowboarding athletes in over 200 race events annually. Competition takes place across three progressive tiers. Conference qualifiers determine the participants at the six USCSA Regional Championships. The Regional Championships are the last step on the road to the annual U. S. Collegiate Skiing and Snowboard Championships, the showcase event in college ski and snowboard competition.

Team performance is emphasized within the USCSA, a departure from the typical individual or world cup scoring format in skiing. Teams field five racers with the top three performances being used for the team score. Most former USCSA athletes agree that the USCSA's team orientation has been the seed for developing and nurturing a team approach in other aspects of their lives and careers.

Overall team performance is considered separately for each event, so a college can field any single or combination of a women's alpine, men's alpine, women's cross country, men's cross country, women's snowboarding, men's snowboarding, women's freestyle, men's freestyle, women's jumping and men's jumping.

The USCSA actively promotes the development of new collegiate programs. If your school

does not have a competition program, the USCSA will assist you in developing one at your school. For a free brochure and college directory, contact the USCSA National Office.

### **Collegiate Contacts**

For more information on collegiate programs visit the following websites:

[ncaa.org](http://ncaa.org)

[uscsa.com](http://uscsa.com)

[eisaskiing.org](http://eisaskiing.org)

[rmisaskiing.com](http://rmisaskiing.com)

## **MASTERS SKI RACING**

---

U.S. Ski & Snowboard's alpine masters program is ski racing's next step. After the pipeline, when the urge to compete is still alive, masters make racing a social experience. Athletes and coaches 18 and older with a Competitor or Coaches membership may add-on a master's membership and participate in master's competitions.

Masters compete in regional programs across the nation, for divisional and national titles. Masters class 1 allows racers 18 to 29 to compete as a group, those 30 and over divide themselves into five-year categories through class 14 for racers 90 and over. Masters is the largest organized body for adult competition in the country, competing at the highest level available. There are over 200 masters races held annually.

Masters racing is a social gathering on the race hill. Competitors come from diverse backgrounds, with a common interest: ski racing. Masters racing offers the opportunity to compete against pioneers and players in the ski industry, former world cup, national team, and Olympic racers, college athletes, captains of industry, and seasoned expert skiers, all looking to reach the pinnacle of skiing success.

Each master racer brings his or her own goals and initiative to the slopes. Many ski areas have extensive programs surrounding the masters, including regular training, and club activities. Those new to the program find the exceptional abilities of the participants disconcerting. Class four and five, representing racers between 40 and 50 years old, frequently earn the best times, with no handicapping!

U.S. Ski & Snowboard organizes masters programs with staff through an invaluable network of committed volunteers across the country who manage regional masters competition programs. U.S. Ski & Snowboard processes memberships, basic fulfillment, specific program endorsement, bodies of rules, coordination of competition sanctioning, provision of liability insurance for organizers and officials, and the generation of information and communication.

Competitors receive regular email updates, a fall newsletter, special offers from suppliers, and the opportunity to become involved in ski racing as a coach or official.

Masters compete within designated regions, although U.S. Ski & Snowboard membership allows participation in other regions. Masters can compete in international events as a part of the FIS Masters Cup.

For more information about alpine masters ski racing, contact our masters manager Lauren Beckos at [lauren.beckos@usskiandsnowboard.org](mailto:lauren.beckos@usskiandsnowboard.org) or tel. 435.647.2067 or check [usskiandsnowboard.org/other/masters](http://usskiandsnowboard.org/other/masters).

# ADAPTIVE SKI RACING

---

Adaptive skiing started in pre-World War II Europe and is now highly developed throughout the world. Adaptive skiing involves persons with mobility impairments, including, amputees, paraplegics, post-polio, and individuals with visual impairments, even total blindness.

Adaptive skiing began as a rehabilitation/recreation program that evolved into well-organized national and international competitions with corresponding organizations to administer the sport. Elite level racing for adaptive skiers has existed in the states since 1972 and internationally since 1974.

Adaptive skiing was an exhibition sport in the 1984 and 1988 Winter Olympic Games. Today the major events internationally are the World Championships and the Paralympic Winter Games.

Today adaptive ski racing in the U.S. is managed by the U.S. Olympic Committee (USOC). Information on adaptive racing, including events, the U.S. Paralympics Alpine National Team and more can be found at [teamusa.org/US-Paralympics/Sports/Alpine-Skiing](http://teamusa.org/US-Paralympics/Sports/Alpine-Skiing).

# Thank You

to the following licensees and suppliers  
of U.S. Ski & Snowboard



# **CHAPTER 6**

## **OFFICIALS AND COACHES EDUCATION**



U.S. Ski & Snowboard competition programs provide aspiring athletes with an opportunity for fun, excitement and a chance to achieve a dream. The success of athletes is enhanced by the way in which those competitions are conducted, and the training and support athletes receive from coaches and officials.

Education of coaches, athletes, competition officials, and parents is of utmost importance to the future success of U.S. athletes. This chapter of the Alpine Competition Guide takes a brief look at U.S. Ski & Snowboard officials and coaches' education programs.

## **ALPINE OFFICIALS' PROGRAM**

---

Ski race officiating is a service function, benefiting U.S. Ski & Snowboard, the ski club, and the individual competitors. The rewards are similar to those of other volunteer groups; the satisfaction of accomplishment and a feeling of well-being from having added to a program that would not exist without the dedicated help of hundreds and thousands of volunteer officials.

Certification of an alpine official by FIS or U.S. Ski & Snowboard implies that an official is qualified, thoughtful, and conscientious. The listing of an alpine official at the more advanced levels does not constitute a progression through proficiency tests or merit badges, but rather it represents recognition of proven judgment, ability and service.

New officials will have no designation until promoted by the U.S. Ski & Snowboard Alpine Officials (AO) Committee or its representatives. Some divisions require additional membership fees. These fees help defray the costs of additional services provided to officials and race organizers in those regions, according to the programs established by the divisional AO committees.

### **Code of Conduct**

Alpine ski race officials are generally volunteers, giving freely of their time, often at personal expense. Nonetheless, high standards of judgment and competence are expected of certified officials whose actions set an example for others in the sport.

The hallmarks of good officials are promptness, fairness, and justice, tempered by tact and consideration. All actions and behavior will reflect on the entire sport.

Technical delegates and referees are charged with seeing that the rules are followed. They must exercise reasonable judgment and discretion, insisting upon compliance with major issues, especially those concerning competitor protection.

Alpine officials should use restraint; suggest rather than order, use tact and persuasion rather than force. Knowledge and experience should support the position of the official.

Alpine officials represent all levels of U.S. Ski & Snowboard to the ski area, the sponsoring organization, the racers, coaches, parents and the public. Their words and behavior should be tempered to create the best possible impression of fairness, competence, and knowledge, thereby assuring a rewarding and enjoyable competition for all.

Officials, like athletes and coaches, should know and understand the U.S. Ski & Snowboard Code of Conduct, which may be found later in this Guide.

### **Race Organization**

The organizing committee of the sponsoring club or association is responsible for the overall conduct of an event. For high-level events, the FIS ICR (rule book) notes that the organizing committee should have a chairman, a secretary and various subcommittees, each in charge of an aspect of the event. Finances, board and lodging, traffic control, press relations, ceremony and prizes, medical service and police are some of the non-technical areas of concern at a major FIS event. These functions are often combined and handled as a matter of course at



paces below the FIS calendar level. Actual race functions are the responsibility of the race committee.

All events shall have the most qualified officials available. For scored events, at least one member of the Race Jury must be certified as Level 3 or above.

Please consult the FIS ICR for the specific description of the relationships among the FIS (for FIS competitions), the national federation, and the local organizing committee.

## Race Committee

The actual running of the race is the function covered by the race committee, whose chief or chairman would be a part of the organizing committee. Note that the race committee is very different from the race jury.

Start and finish referees are appointed by the race committee and are non-voting jury advisors. The race committee appoints other chief officials, assistants and crews. The race committee, subject to the approval of the team captains and race jury, if not previously assigned by FIS or U.S. Ski & Snowboard, may nominate course setters.

The technical delegate, chief of course, course setters, referee, and assistant referee must be members of U.S. Ski & Snowboard.

- Chief of Race (also a Jury Member)
- Chief of Timing and Calculations
- Race Administrator
- Finish Referee\*
- Chief of Course
- Chief Gate Judge
- Start Referee\*
- \* Non-voting Jury advisors

Other members as designated by the club or sponsoring organization

## Race Jury

The jury is responsible for all decisions pertaining to the race, for the arbitration of protests, and for upholding the rules. The jury and technical delegate must collaborate closely with the race committee through the chief of race. Other members of the race committee, such as the chief of course, chief gate judge or the chief of timing, may be called upon to present information to the race jury, but they are not Jury members. For non-FIS events, jury members must be members of U.S. Ski & Snowboard. For FIS events, jury members must be members of U.S. Ski & Snowboard or another national skiing federation that is a member of the FIS.

- Technical Delegate (Chairman of the Race Jury)
- Referee
- Assistant Referee (speed events only\*)
- Chief of Race (also on Race Committee)

\* Assistant Referee can be appointed as a non-voting Jury member at technical events for training.

## Officials' Manual

The Alpine Officials Education Working Group has assembled a comprehensive manual for alpine officials (AO's). The manual is available on the U.S. Ski & Snowboard website. This manual is a guide to race organization, the rules, and duties of officials, timing and calculations, and other subject areas important to Alpine Officials throughout the country.

It is intended to be as thorough as possible with updates and revisions produced as necessary. However, it is not meant to be a step-by-step 'cookbook' with definitive procedures for every race situation.

## Gate Judge Video

A new gate judge video was produced in 2017 in cooperation with the AO Education Working Group. The video can be viewed and downloaded at [usskiandsnowboard.org](http://usskiandsnowboard.org).

## Alpine Officials Certification

A comprehensive certification program has been developed by the AO Working Group and is in place on a nationwide basis. The program recognizes officials at six different levels and in a variety of specialty areas.

The program is handled on a divisional basis according to nationally established guidelines. Except for the TD where certification at Level 3 and 4 is based on divisional nomination and National TD Working Group approval. FIS technical delegates are certified only by FIS after national federation nomination and successful completion of the FIS examination and training program.

New officials, without certification credentials, but with an alpine officials membership, will appear on the roster with no designation.

An alpine official membership does not assume certification. Rosters of officials are available at [usskiandsnowboard.org](http://usskiandsnowboard.org). Rosters are managed by Divisional Chairs and submitted for update to the U.S. Ski & Snowboard database.

### Certification Levels

The Alpine Officials Working Group has reviewed and modified the criteria for Alpine Officials advancement; the criteria is competency based. The criteria can be found at [usskiandsnowboard.org](http://usskiandsnowboard.org).

NOTE: See Technical Delegate and FIS Technical Delegate sections

Alpine Officials who are certified as Technical Delegate, Referee, Jury Advisor, Chief or Race, Chief of Course, Timing and Calculations and Race Administration are required to attend a Continuing Education clinic at least every two years to maintain certification.

- If an official has missed a Continuing Education clinic for two years, he or she may be reinstated to the previous level by attending a recognized Continuing Education clinic.
- If an official has missed a Continuing Education clinic for three or more years, he or she may be reinstated by passing the appropriate examination, i.e. Level 1 or 2 must pass the Level 1 exam, Level 3 or 4 must pass the Level 3 exam.
- An official may not violate the Continuing Education rule a second time and maintain certification.

## Alpine Officials Specialty Areas

Officials are recognized in eight specialty areas, reflecting different responsibilities, abilities, and experience:

• Technical Delegate	TD
• Referee	RF
• Chief of Race	CR
• Chief of Course	CC
• Chief of Timing and Calculations	TC
• Race Administrator	RA
• Jury Advisor	JA (for Start and Finish Referees)
• Competition Official	CO

At the 2016 Congress, the Data Management (DM) certification was combined with Race Administrator and is no longer offered as a separate certification area.

Some divisions may not recognize all categories at all levels, according to their own needs and circumstances. All officials should attend an annual refresher clinic and work at least four days per year at U.S. Ski & Snowboard sanctioned events.

## Officials Clinic Program

A variety of clinics for alpine officials are held annually in each geographic division of U.S. Ski & Snowboard. Clinics range from those designed as a mandatory refresher for FIS-certified technical delegates and other senior officials to introductory sessions for those officials with little or no experience. Topics may include timing and calculation, rules, gate judging, course preparation, paperwork and the race secretariat, press relations and data management. There is an emphasis on fairness, competitor protection and respect for the rules in all courses. Attendance at recognized clinics may be required for certification and for maintaining certification. Certification exams are offered at many clinics, according to divisional needs; exams are generally 'open-book' but must be taken at a clinic. Retesting of a failed Alpine Officials exam may only occur after a revision of the applicable exam become available. Exams shall be revised annually.

Clinic schedules are published on regional and divisional websites which can be found through [usskiandsnowboard.org](http://usskiandsnowboard.org).

## Technical Delegates

Technical Delegates (TDs) are the 'senior' officials in ski racing. FIS and U.S. Ski & Snowboard assign them to alpine ski competitions, and they act as representatives of the sanctioning bodies of ski racing at these competitions. While the actual conduct of the race remains the responsibility of the sponsoring race organization, the TDs are expected to be valued and positive contributors to the event, drawing on both their knowledge and experience. They consult race organizers on procedures and rule interpretation. The TD chairs the competition jury and has primary authority in matters of competitor protection.

The AO Committee has reaffirmed its long-standing policy that, under normal circumstances, TDs will only be assigned to races where there can be no question as to their independence from the organizing committee and the host ski area. The expenses of the TD are the responsibility of the organizing group, including room and board at the competition and transportation to and from the race site.

The position of TD requires knowledge and experience in all phases of ski competition, and competency in on-hill as well as off-hill functions. Skiing ability, good judgment and a sound knowledge of courses are also necessary.

## Certification of Technical Delegates

The U.S. Ski & Snowboard TD Working Group has certification procedures for TDs:

1. To be certified as a Level 1 TD, an official must be certified as a Level 2 Referee and Level 1 Timing and Calculations. In the alternative, an official must be certified as a Level 1 Timing and Calculations, Level 1 Chief of Race and Level 2 Jury Advisor. In the alternative, an official must be certified as a Level 1 Timing and Calculations, a level 2 Chief of Race and Level 1 Jury Advisor. It is strongly recommended that an official is certified as Chief of Race and/or Chief of Course. They must also pass the Level 1 TD Exam with a grade of 75% or better.
2. It is recommended that a minimum of two shadow assignments - one tech and one speed - as an 'aspirant' under the supervision of a Level 3 or higher TD be completed prior to completion of one assignment as a 'candidate' under the supervision of a Level 3 or higher TD. The supervising TD's must submit written evaluations of the candidate's knowledge and performance, and the 'aspirant/candidate' must submit race result packets as required by the division AO Committee. Favorable written evaluations and submittal of required packets are required prior to certification as a Level 1 TD. This service does not count towards the ten-day requirement for advancement to Level 2.
3. Clinic attendance: every division is urged to conduct annual clinics for TDs.

- a. Level 1 and 2: attendance per divisional requirement
- b. Level 3 and 4: annual attendance at a TD clinic per division
- c. All: annual attendance at a Continuing Education (CE) clinic every two years to maintain certification.
  - 1) If a TD has missed a CE clinic for two years, he or she may be reinstated to the previous level by attending a recognized CE clinic.
  - 2) If a TD has missed a CE clinic for three or more years, he or she may be reinstated by passing the appropriate examination, i.e. Level 1 or 2 must pass the Level 1 exam, Level 3 or 4 must pass the Level 3 exam.
  - 3) A TD may not violate the CE clinic rule for a second time and maintain TD certification.
4. Advancement: at each level, the approval of the applicable Alpine Officials Committee is required, plus:
  - a. Level 1 to Level 2: 10 workdays as a TD and favorable written recommendations from two higher level TDs.
  - b. Level 2 to Level 3: should work an additional ten days as a TD (events should be scored events) plus two additional written recommendations/evaluations. Pass Level 3 TD exam with a score of 80% or higher. Also requires approval by the National TD Working Group.
  - c. Level 3 to Level 4: a minimum of five years of outstanding service as a TD. Also requires approval by the National TD Working Group.
5. A TD should work as an assigned TD a minimum of two days every season and must work as an assigned TD at least once every two years to maintain certification.

## **FIS Technical Delegate**

FIS certified Technical Delegates are named by the FIS after the USA FIS-TD Working Group has nominated those qualified individuals. Those individuals must successfully complete the FIS entrance examination and the apprentice phase of on-hill assignments before they are nominated. All current FIS TDs and candidates are expected to attend the annual Continuing Education clinic. This mandatory clinic is a requirement for maintaining the TD certification. Likewise, every FIS TD is expected to perform at least one FIS assignment annually in addition to assisting the U.S. Ski & Snowboard officials program.

FIS TDs are responsible for the proper overall conduct of the competition, working with the Organizing Committee and competition jury with emphasis on competitor security. They, along with the competition jury, are responsible for ensuring fair racing conditions for all competitors. TDs must inspire teamwork and cooperation between the organizers, team leaders and other officials. They must be managers who lead by example, effectively helping others.

Nominees successfully passing the FIS entrance examination are considered as candidates. Understudy assignments as candidate TDs must be performed at three FIS calendared events, encompassing three different events including downhill and as assigned by the USA FIS TD Commissioner.

### **General Criteria for Selection of FIS TD Candidates**

1. Candidates should be a U.S. Ski & Snowboard Level 3 or 4 TD and should have performed satisfactorily as a Level 3 or 4 TD for approximately five years. If the candidate is a coach or an ex-coach, referee Level 3 credentials with at least Level 200 coaching credentials for a similar period is required.
2. The candidate shall have maintained active membership in U.S. Ski & Snowboard for this same five-year period (extenuating circumstances may apply) and shall be a member in good standing at the time of nomination.

3. Language fluency in German or French is highly desirable and, while not a requirement, could be a 'tie-breaker' if there are otherwise equal candidates.
4. Candidates should not have any physical limitations which would preclude active work on the hill during adverse conditions.
5. Candidates should ideally possess strong leadership and diplomatic skills. A candidate must have consistently demonstrated sound judgment and dependability.
6. While candidate selection is not age-discriminatory, relative youth in candidates is sought after.
7. An individual who meets the above criteria may be nominated for FIS TD candidacy either through the FIS TD Working Group (WG) or the TD WG.
  - a. The FIS TD WG requires that candidates demonstrate active participation in clinics and out-of-division competitions. Individuals who have these credentials and who are recommended as candidates must have a nomination and two seconds on the prescribed nomination forms from current FIS TD's (members of the USA FIS TD WG are excluded). At least one of these must be from outside of the prospective candidate's division. One second from a Canadian or European TD is acceptable. Complete documentation of nominations and seconds must be in the national office by Apr. 1 of the appropriate year. Nominations will not be accepted after Apr. 1.
  - b. To be nominated through the TD WG, the individual must be nominated by his/her divisional or regional AO chairperson or committee. The nomination must be accompanied by a resume which should include (but is not necessarily limited to) current official's credentials, documentation of officiating experience with emphasis on the past three years, additional skiing, racing, coaching, and leadership experience. The nomination of the individual must be seconded by two current Level 4 or 6 TD's (members of the USA FIS TD WG are excluded). The current FIS TD nomination forms must be used by the nominator and seconders. Forms are available from the U.S. alpine office. Documents will be sent by the division to the Alpine Official's Coordinator no later than April 1. When these documents have been received, the forms will be circulated to the TD WG members for comment and/or confirmation. If the TD WG favors the nomination of an individual as a candidate, the individual's name and supporting documentation will be forwarded to the USA FIS TD WG for its consideration.
8. The nominating papers, whether originating from the TD WG or the USA FIS TD WG, request specific information on the prospective candidate's background and performance. This includes current official's credentials, documentation of officiating experience as a national TD (or referee if a coach) and in other positions; documentation of clinic participation as attendee or trainer; evaluation of candidate's knowledge and demonstrated application of FIS rules for all events; and evaluation of the candidate's skiing ability. Personal factors evaluated included dependability, ability to get along with people, enthusiasm for officiating ski racing and judgment under pressure.
9. When the nominating documents have been received by the chairman of the USA FIS TD WG or the TD WG and the national office the forms will be circulated to the WG members for comment and/or confirmation. If the USA FIS TD WG approves the selection of an individual as a candidate, the individual will be notified and will be required to attend one of the two FIS Continuing Education clinics offered in October/November and take the FIS entrance examination before he/she is accepted as a candidate.
10. For officials accepted as FIS TD candidates, an understudy assignment phase will begin with the current season. It generally takes two seasons to complete the candidacy process. Please contact the USA FIS TD WG for more information on the understudy assignment phase.

# SPORT EDUCATION

---

U.S. Ski & Snowboard Sports Education is committed to providing coaches high quality and relevant opportunities to learn and grow their abilities as a coach. The primary delivery of content is through U.S. Ski & Snowboard coaching clinics. The U.S. Ski & Snowboard also hosts or participates in several national and regional coaching conferences and symposiums, offers live and recorded web conferences, and organizes the National Coaches Academies for upper-level coaches. U.S. Ski & Snowboard member coaches are encouraged to pursue continuous professional development and have their achievement recognized through the coaching certification program. All member coaches who are not currently certified at Level 100 or higher will be required to take the online Fast Start Coaching Course before their membership will be active. This course provides fundamental ski coaching information and resources.

Clinics and educational materials are built around the Alpine Training System, which outlines the long-term athlete development progression for ski racers. The Alpine Training System was developed by club leaders, national team coaches, and U.S. Ski & Snowboard sports science staff. Coaches, parents, and athletes are encouraged to learn more by searching Alpine Training System at [usskiandsnowboard.org](http://usskiandsnowboard.org).

The coach certification program recognizes and rewards the education, experience, and performance of coaches. Through coaching clinics and academies, as well as the demonstration of competence through assessments, coaches can work through the full certification program. Minimum levels of certification may be required for various divisional, regional or national coaching projects, course setting, and other responsibilities. The Level 100 certification is focused on the foundations of quality coaching and the fundamentals of ski racing, Level 200 is designed for coaches working with developing competitive skiers while Level 300 and higher is aimed at full-time coaches who lead multi-level programs or work with elite level ski racers. Certified coaches must keep current by completing continuing education credits based on their certification level.

A wealth of information for coaches is available on the U.S. Ski & Snowboard website. Member coaches have access to a comprehensive alpine video collection at Center of Excellence TV, a video learning channel for ski coaches at <http://videos.ussa.org/coetv>. Coaches can follow Sports Education on Facebook and Twitter to get updated on Education events and to network and share ideas.

For additional information about the alpine coaches education program, call 435.647.2050 or email [education@usskiandsnowboard.org](mailto:education@usskiandsnowboard.org).

2019  
U.S. SKI & SNOWBOARD

# GOLD PASS



**ONE PASS.  
250 RESORTS.  
ALL ACCESS.**



## **As Member of the Gold Pass Club Your Generous Gift Will Provide You:**

- One of only 450 fully transferable Gold Passes for the 2018-19 season
- Exclusive access to over 250 resorts across the U.S.
- The ability to entertain clients and share with friends and family
- VIP tour of the Center of Excellence in Park City, UT
- Team insider information via eNewsletters

[USSKIANDSNOWBOARD.ORG/FOUNDATION](http://USSKIANDSNOWBOARD.ORG/FOUNDATION)





# Thank You

to the following partners of U.S. Ski & Snowboard

The Quality Sleep  
**airweave**

**BWT**  
BEST WATER TECHNOLOGY



**FedEx**



**P&G**



**USANA**

**VISA**

**xfinity**



# **CHAPTER 7**

## **ALPINE COMPETITION REGULATIONS**



The following rules and regulations for U.S. Ski & Snowboard alpine competition (ACR) capture the specific rules for competition events that are scheduled and sanctioned by U.S. Ski & Snowboard as the national governing body for ski sport as identified by the United States Olympic Committee. The FIS International Competition Regulations (ICR) and adjuncts shall govern all issues not addressed herein.

For all events scheduled by U.S. Ski & Snowboard as FIS events, the rules of the FIS apply. Rules for FIS events are available through the Membership Department or from FIS at fis-ski.com. The FIS rule books are referred to as the ICR.

In cases where regulations that are not addressed by the U.S. Ski & Snowboard Competition Regulations for national events or by the FIS International Competition Regulations for FIS events, or in cases where the rules must be interpreted, the authority for making decisions will be the responsibility of the technical delegate and competition jury.

The U.S. Ski & Snowboard ACR has been organized so that the numbers match those in the FIS ICR. A similar rule will have the same number regardless of which book. As an example, the rules for making a protest are now in section 640 of both books. There may be some difference in language between the two books, but the intent of the rule is the same. When a FIS rule does not apply to national competitions, it was left out, so the number of the rules might go 650.1 followed by 650.3. Where there is no corresponding FIS rule, a 'U' is placed at the beginning of the rule number to identify this as unique to U.S. Ski & Snowboard.

## TABLE OF CONTENTS

---

### Section 1 Joint Regulations for all Competitions

82

200	Joint Regulations for all Competitions
201	Types of Competitions
202	Ski Calendar
203	Membership
204	Qualification of Competitors
205	Competitor Obligations and Rights
210	Organization of Competition
211	The Organization
212	Insurance
213	Program
214	Announcements
215	Entries
216	Team Captains Meeting
217	Draw
218	Publication of Results
221	Doping
222	Competition Equipment
223	Sanctions
224	Procedural Guidelines
225	U.S. Ski & Snowboard Alpine Judicial Committee
226	Violation of Sanctions

### Section 2 Rules Common to Alpine Events

89

600	Organization
601	Organizing Committee
601.4	The Jury
602	The Technical Delegate (TD)
603	Course Setter

604.2	Rights and Duties of the Team Captains and Trainers	
605	Forerunners	
606	Competitor Outfits	
607	Age Limits	
610	Start, Finish, Timing and Calculations	
611	Technical Installations	
612	Start and Finish Officials	
613	The Start	
614	Course and Competition	
615	The Finish	
617	Calculation and Announcement of Results	
619	Award Ceremony	
620	Start Order	
621	Group Draw and Start Order	
622	Start Intervals	
623	Re-runs	
624	Interruption of the Run or Training	
625	Termination of a Competition	
626	Report	
627	Not permitted to start	
628	Penalties	
629	Disqualifications	
640	Protests	
641	Types of Protests	
642	Place of Submittal	
643	Deadlines for Submittal	
644	Form of Protests	
645	Authorization	
646	Settlement of Protests by the Jury	
647	Right of Appeal	
650	Rules about the Homologation of the Courses	
660	Gate Judge Instructions	
661	Control of Passage	
662	Importance of the Task of the Gate Judge	
663	Giving Information to a Competitor	
664	Immediate Announcement of Disqualifying Faults	
665	Duties of the Gate Judge on Completion of the 1st and 2nd run	
666	Duties of the Gate Judge at the Conclusion of the Race	
667	Supplemental Duties of the Gate Judge	
668	Location and Support of the Gate Judge	
669	Number of Gate Judges	
670	Video control	
680	Poles	
690	Gate panels for Giant Slalom, Super-G and Downhill	
	<b>Section 3 Particular Rules for the Different Events</b>	<b>124</b>
700	Downhill (DH)	124
800	Slalom (SL)	127
900	Giant Slalom (GS)	132
1000	Super G (SG)	134
1100	Combined (AC and K)	136

<b>Section 4 Special Rules</b>	<b>137</b>
1200 Competitions under Artificial Light	137
1220 Team Competitions	137
U1226 Parallel/Dual Events	137
U1250 Youth Competitions	138
U1251 General Regulations	
U1252 Regulations for Organization	
U1253 U14 and older Downhill	
U1254 U16 and younger Slalom	
U1255 U16 and younger Giant Slalom	
U1256 U12 and older Super G	
U1257 Starting Order	
U1258 Starting Order for the 2nd Run	
1260 National Race Points	140
1270 National Points	141
<b>Additional Regulations</b>	<b>141</b>
Course Setting Specifications	144
Competition Equipment Rules	145
Adaptive Competition Rules	147
Course Approvals	148
Concussion Checklist	152

## **Section 1: Joint Regulations for all Competitions**

### **200 Joint Regulations for all Competitions**

- 200.1 All events must be held under the applicable rules found in this guide.
- 200.3 Participation
  - Competitions listed in the U.S. Ski & Snowboard Calendar are only open to competitors who hold a valid U.S. Ski & Snowboard alpine participant membership.
- 200.5 Control
  - All competitions listed in the Calendar must be supervised by a U.S. Ski & Snowboard alpine Technical Delegate.

### **201 Types of Competitions**

- 201.1 Competitions with limited participation may be held under special competition rules as approved by U.S. Ski & Snowboard. Any such rules must be published in the announcement.
  - U201.1.1 U.S. Ski & Snowboard may sanction organizers who, through their own fault, prepare competitions so poorly that they have to be canceled by the Jury or the TD.
  - U201.1.2 Organizers who hold competitions involving competitors not qualified under articles 203 through 204.1.7 have violated the U.S. Ski & Snowboard Competition Rules and measures are to be taken against them by U.S. Ski & Snowboard.
- 201.6 Types of Competitions
  - Alpine ski competitions consist of:
- 201.6.2 Downhill (DH), Slalom (SL), Giant Slalom (GS), Super G (SG), Alpine Combined (AC), Parallel (P), Kinder Kombi (KK), SkillsQuest (SQ) and Team Competitions.

## **202 Ski Calendar**

### **202.1.2.3 Homologations**

All alpine competitions that appear in the U.S. Ski & Snowboard Calendar may only take place on competition courses homologated or registered by U.S. Ski & Snowboard or FIS for those events.

The homologation certificate number must be indicated when applying for the inclusion of an alpine competition in the U.S. Ski & Snowboard Calendar.

### **202.1.2.4 The Ski Calendar is published at [usskiandsnowboard.org](http://usskiandsnowboard.org).**

U202.2 A maximum of two scored DH or SG races, or one scored SL or GS race, per gender, may be calendared per day by an organizer.

U202.2.1 In cases of ‘force majeure’, where more than two DH or SG races, or more than one SL or GS race, per gender, is conducted in one day and in one place, then the official Program showing inspection times, start times, course reset/redress times and start intervals for both races must be included with the race results packet submitted to U.S. Ski & Snowboard.

U202.2.2 By signature on the Technical Delegate Report, the Technical Delegate confirms that the rules were followed in the execution of this procedure.

### **202.5 Calendar Fees**

202.5.1 There is a sanction fee for each event in the Ski Calendar.

202.5.2 The fees are published by U.S. Ski & Snowboard.

## **203 Membership**

U203.1 The membership year begins on July 1 and finishes on June 30 of the following year. Memberships shall be valid in the USA for the membership year only. The validity of a membership can be limited to participation in one or more specific events.

U203.2 To be eligible to participate in alpine competitions, a competitor must have a Competitor, Non-Scored Student, Short-Term Alpine, or Masters membership.

All participants in positions of authority over athletes (Jury members, Start and Finish Referees, Chief of Course, Chief of Competition, Chief of Timing, Race Administrator, Course Setters, Technicians, Judges, and Coaches) must have a valid membership (including SafeSport compliance) and appropriate officials certification for their position as required.

For USA sanctioned FIS events, when a foreign FIS Federation lists a coach on their entry form, that Federation is certifying that the coach has the knowledge and ability to fulfill the duties of a Team Captain: e.g. serve as a Jury member or set a course.

A U.S. Ski & Snowboard membership will only be issued to individuals who have personally signed the U.S. Ski & Snowboard Release, in the actual form approved by U.S. Ski & Snowboard. All forms from under-age applicants must be countersigned by their legal guardians.

All coaches and officials who apply for a membership will be required to pass a background screening process and complete SafeSport training prior to that membership being approved. Any Coach or Official who is shown as “pending” or not current on the U.S. Ski & Snowboard website may not serve in any capacity which places them in a position of authority over athletes.

General members are eligible to forerun but not to compete in sanctioned events.

Members may only act in the capacity which their membership permits, e.g. to serve as a coach within a competition venue, a member must possess a valid coach membership.

Only individuals authorized by the Race Jury may enter a competition venue.

## **204 Qualification of Competitors**

204.1 U.S. Ski & Snowboard shall not support or recognize within its structure, nor shall it issue a membership to any competitor who:

204.1.1 has conducted themselves in an improper or unsportsmanlike manner or has not respected or conformed to all aspects of the U.S. Ski & Snowboard Code of Conduct,

204.1.2 accepts or has accepted, directly or indirectly, any money payments in a way that does not conform to the rules for participation in a competition,

204.1.3 accepts or has accepted a prize of a higher value than allowed by U.S. Ski & Snowboard,

204.1.6 has not signed the U.S. Ski & Snowboard Waiver,

204.1.7 is under suspension.

## **205 Competitor Obligations and Rights**

205.1 The competitors are obliged to make themselves familiar with the appropriate rules and must comply with the additional instructions of the Organizing Committee and the Jury.

205.2 Competitors are not permitted to compete while under the influence of drugs or alcohol.

205.3 Competitors must follow the rules and regulations, and instructions of the Jury.

205.4 Competitors who do not attend the prize-giving ceremonies without excuse lose their claim to any prize.

205.5 Competitors must behave in a correct and sportsmanlike manner toward members of the Organizing Committee, officials and the public.

205.8 Competitors are prohibited from betting on the outcome of competitions in which they are participating.

## **210 Organization of Competition**

### **211 The Organizer**

211.1 The Organizer

211.1.1 The organizer is the person or group who makes the necessary preparations and directly carries out the running of the competition.

211.1.3 The Organizer must ensure that accredited persons accept the regulations regarding the competition rules and Jury decisions, and is obliged to obtain the signature of all persons who do not have a valid accreditation on an "Acceptance of Responsibility" form to this effect.

211.2 The Organizing Committee

The Organizing Committee consists of those members (physical or legal) who are delegated by the organizer and by U.S. Ski & Snowboard. It carries the rights, duties and obligations of the organizer.

### **212 Insurance**

Information on event insurance can be found in chapter 1 of this guide.

### **213 Program**

A program must be published by the organizers for each competition listed in the Ski Calendar, which must contain:

213.1 name, date and place of the competitions, together with information on the competition sites and the best ways of reaching them,

213.2 technical data on the individual competitions and conditions for participation,

213.3 names of principal officials,

- 213.4 time and place for the first team captains meeting and draw,
- 213.5 timetable for the beginning of official training and the start times,
- 213.6 location of the official notice board,
- 213.7 time and place for the prize giving,
- 213.8 final date of entry and address for entries, including telephone and fax numbers and email address,
- U213.9 entry fees.

## **214 Announcements**

- 214.1 The Organizing Committee must publish an announcement for the event. It must contain the information required by art. 213.
- 214.2 Organizers are bound by the rules and decisions of U.S. Ski & Snowboard in limiting the number of entries. Reduction in entries is possible provided it is made clear in the announcement.
- 214.3 Postponements or cancellations of competitions and program alterations must be communicated immediately by telephone, email or fax to the Competition Services, all invited clubs/divisions and the appointed TD. Competitions moved to an earlier date must be approved by the national office.

## **215 Entries**

- 215.1 All entries must be sent so that the Organizing Committee receives them before the final date of entry. The organizers must have a final and complete list not later than 24 hours before the first draw.
- 215.2 Competitors are not permitted to enter in more than one competition calendared by more than one race organizing committee on the same date.
- 215.3 Every entry should include:
  - 215.3.1 National ID number, last name, first name, year-of-birth, club,
  - 215.3.2 an exact definition of the event for which the entry is made,
  - U215.3.3 the entry fee.

## **216 Team Captains Meetings**

- 216.1 The time and location of the first team captains meeting and of the draw must be shown in the program. The invitations for all other meetings have to be announced to the team captains at their first meeting. Emergency meetings must be announced in good time.
- 216.2 Representation by a substitute during discussions at team captains' meetings is not allowed.
- 216.3 The team captains and trainers must be accredited by the organizers according to quota.
- 216.4 Team captains and trainers must obey the ACR and the decisions of the Jury and must behave in a proper and sportsmanlike manner.

## **217 Draw**

- 217.1 Competitor starting order for each event is decided according to a specific formula by draw and/or point order.
- 217.3 If competitors are not represented at the team captains meeting by a team captain or trainer, they will only be drawn if it is confirmed by telephone or fax by the beginning of the meeting that they will participate.
- 217.4 Competitors who were drawn but were not present during the competition, must be named by the TD in his report, indicating if possible the reasons for absence.
- 217.5 Representatives of all competitors taking part must be invited to the draw.
- 217.6 If a competition has to be postponed by at least one day, the draw must be done

again.

## **218 Publication of Results**

218.1 The unofficial and official results will be published in accordance with the rules for the specific event.

## **221 Doping**

Doping is forbidden.

## **222 Competition Equipment**

222.1 A competitor may only take part in a competition with equipment that conforms to U.S. Ski & Snowboard regulations. Competitors are responsible for the equipment they use (skis, bindings, ski boots, suit, etc.). It is their duty to check that the equipment conforms to the rules and general safety requirements and is in working order. More information regarding the specific regulations can be found in the supplemental rules later in this book.

222.2 The term competition equipment encompasses all items of equipment which the competitor uses in competition. This includes clothing as well as apparatus with technical functions. The entire competition equipment forms a functional unit.

222.3 All new developments in the field of competition equipment must be approved in principle by U.S. Ski & Snowboard. U.S. Ski & Snowboard does not take any responsibility for the approval of new technical developments, which at the time of introduction may contain unknown dangers to the health or cause an increase in the risk of accidents.

## **223 Sanctions**

223.1 General Conditions

223.1.1 An offense for which a sanction may apply and a penalty be imposed is defined as conduct that:

- is in violation or non-observance of competition rules, or
- constitutes non-compliance with directives of the Jury or individual members of the Jury in accordance with 224.2, or
- is unsportsmanlike.

223.1.2 The following conduct shall also be considered an offense:

- attempting to commit an offense
- causing or facilitating others to commit an offense
- counseling others to commit an offense.

223.1.3 In determining whether conduct constitutes an offense consideration should be given to:

- whether the conduct was intentional or unintentional,
- whether the conduct arose from circumstances of an emergency.

223.1.4 All affiliated associations, including their members registered for accreditation, shall accept and acknowledge these rules and all sanctions imposed, subject only to the right of appeal pursuant to the rules.

223.2 Applicability

223.2.1 Persons

These sanctions apply to:

- all persons who are accredited either by U.S. Ski & Snowboard or the Organizer for an event published in the calendar, both within and without the confines of the competition area and any location connected with the competition, and
- all persons who are not accredited, within the confines of the competition area.

223.3 Penalties



- 223.3.1 The commission of an offense may subject a person to the following penalties:
- reprimand - written or verbal
  - withdrawal of accreditation
  - denial of accreditation
- 223.3.2 All competing competitors may be subject to the following additional penalties:
- disqualification
  - impairment of their starting position (no limit)
  - forfeiture of prizes and benefits in favor of the organizer
  - suspension from events
  - the accumulation of penalties is permissible
- 223.3.3 A competitor shall only be disqualified if his mistake would result in an advantage for him with regard to the end result, unless the rules state otherwise in an individual case.
- 223.4 A jury may impose the penalties provided in 223.3.1 and 223.3.2, however they may not impose a monetary fine or suspend a competitor beyond the event at which the offense occurred.
- 223.5 The following Penalty decisions may be given verbally:
- reprimands
  - the withdrawal of accreditation for the current event from persons who had not been registered with the organizer through their affiliated organization.
  - the withdrawal of the accreditation for the current event from accredited persons
  - the denial of accreditation to the current event from persons who are within the confines of the competition area or any other location connected with the competition.
- 223.6 The following Penalty decisions shall be in writing:
- disqualifications
  - impaired starting position
  - competition suspensions
  - withdrawal of accreditation from persons who had been registered through their affiliated organization
  - withdrawal of accreditation of accredited persons,
- 223.7 Written Penalty decisions must be sent to the offender (if they are not a competitor), the offender's club and Competition Services.
- 223.8 Any disqualifications shall be recorded in the Referee's and/or the TD's Report.
- 223.9 All penalties shall be recorded in the TD Report.
- 224 Procedural Guidelines**
- 224.1 Competence of Jury
- The Jury at the event has the right to impose sanctions according to the above rules by majority vote. In the case of a tie, the chairman of the Jury has the deciding vote.
- 224.2 Within the location, especially during training and the competition period, each voting Jury member is authorized to issue oral reprimands and withdraw the accreditation which is issued for the current event.
- 224.3 Collective Offenses
- If several persons commit the same offense at the same time and under the same circumstances, the Jury's decision as to one offender may be considered binding upon all offenders. The written decision shall include the names of all offenders concerned and the scope of the penalty to be assessed upon each of them. The decision will be delivered to each offender.

- 224.4 Limitation  
A person shall not be sanctioned if proceedings to invoke such sanction have not been commenced against that person within 72 hours following the offense.
- 224.5 Each person who is a witness to an alleged offense is required to testify at any hearing called by the Jury, and the Jury is required to consider all relevant evidence.
- 224.6 The Jury may confiscate objects that are suspected of being used in the violation of equipment guidelines.
- 224.7 Prior to the imposition of a penalty (except in cases of reprimands and withdrawal of accreditation according to 223.5 and 224.2), the person accused of an offense shall be given the opportunity to present a defense at a hearing, orally or in writing.
- 224.8 All Jury decisions shall be recorded in writing and shall include:
- 224.8.1 The offense alleged to have been committed.
- 224.8.2 The evidence of the offense
- 224.8.3 The rule(s) or Jury directives that have been violated
- 224.8.4 The penalty imposed.
- 224.9 The penalty shall be appropriate to the offense. The scope of any penalty imposed by the Jury must consider any mitigating and aggravating circumstances.
- 224.10 Remedies
- 224.10.1 Except as provided for in 224.11, a penalty decision of the Jury may be appealed in accordance with the provisions in the ACR.
- 224.10.2 If an appeal is not filed within the deadline established in the ACR, the penalty decision of the Jury becomes final.
- 224.11 The following decisions of the Jury are not subject to appeal:
- 224.11.1 Oral penalties imposed under 223.5 and 224.2.
- U224.11.2 In case of suspensions exceeding one week, the Alpine Judicial Committee is the only source of appeal.
- 224.12 In all remaining cases, appeals are to be directed to the appropriate appeals committee in accordance with rule 647.
- 224.13 The Jury shall have the right to submit to the Alpine Judicial Committee recommendations for suspensions beyond the event in which the offense occurred.
- 224.15 Costs of Proceedings  
Fees and cash expenses, including travel expenses (costs of the proceedings) are to be calculated comparable to costs paid to TDs and are to be paid by the offender. In the case of a reversal of Jury decisions, in whole or in part, U.S. Ski & Snowboard covers all costs.
- 225 U.S. Ski & Snowboard Alpine Judicial Committee**  
U.S. Ski & Snowboard has established procedures and committees for appeals against Jury decisions, disciplinary actions (including Code of Conduct violations) and start rights. See the Rules for Grievances, Suspensions and Appeals in Article IX of the U.S. Ski & Snowboard Bylaws.
- 226 Violation of Sanctions**  
Where there is a violation of a sanction that has been imposed, the Alpine Judicial Committee may impose such further and other sanctions that it considers appropriate.  
In such cases, some or all of the following sanctions may apply:
- 226.1 Sanctions against individuals involved:
- a written reprimand, and/or
  - a competition or project suspension at the next level of sanction - for example,

if a three-month suspension for a doping offense was imposed, a violation of the suspension will cause a two-year suspension; if a two-year suspension for a doping offense was imposed, a violation of the suspension will cause a lifetime suspension, and/or

- withdrawal of accreditation from individuals involved.

## **Section 2 Rules Common to Alpine Events**

### **600 Organization**

Reference is made to art. 211.

#### **601 Organizing Committee and Jury**

##### **601.1 Composition**

The Organizing Committee consists of those members (physical or legal) who are delegated by the organizer and U.S. Ski & Snowboard. It carries the rights, duties and obligations of the organizer.

##### **601.2 Appointments by U.S. Ski & Snowboard**

U.S. Ski & Snowboard appoints the Technical Delegate for all competitions according to the following process. FIS Events will be appointed by the USA FIS TD commissioner and assisted by Regional FIS TD Coordinators. Championship events will be appointed by the regions as follows: Eastern – FIS TD coordinator assisted by Eastern AO Committee; Central – Central AO Chairman; Rocky – RMSRO AO Committee; Western – ACC/AO Committee. Regional Events will be appointed by the regions as follows: Eastern – by Divisional AO/TD Committees; Central – Region Chair with Central AO Chairman Approval; Rocky – RMSRO AO Committee; Western – Divisional AO Chairs.

##### **601.2.3 The Technical Delegate appoints**

- the Referee and
- for DH, and SG the Assistant Referee

##### **601.2.4 By these appointments the above persons become members of the Organizing Committee (OC).**

##### **U601.2.5 An Assistant Referee may be assigned at technical events (SL/GS) for training purposes only. At these events, the Assistant Referee will have neither voice nor vote in Jury Meetings and their names will not appear on official documents.**

##### **601.3 Appointments by the organizer**

The organizer appoints all other members of the Organizing Committee. The chair or their representative represents the committee in public, leads the meetings and makes decisions concerning all matters that are not made by other persons or groups. Before, during and after the competition(s) the chair works closely with U.S. Ski & Snowboard and its appointed officials. The chair takes on all other duties that are necessary for carrying out the competition.

The following officials must be appointed by the organizer:

##### **U601.3.1 The Chief of Race**

The Chief of Race directs all preparation of the competition and supervises the activities in the technical area. The Chief of Race summons meetings for consideration of technical questions and leads the team captains' meetings after consultation with the Technical Delegate. The Chief of Race must be certified as Chief of Race, Referee, or Technical Delegate.

##### **U601.3.2 The Chief of Course (Section Chief)**

The Chief of Course is responsible for the preparation of the courses in accordance

with the directives and decisions of the Jury. The Chief of Course must be familiar with local snow conditions on the terrain concerned. The Chief of Course must be a certified Chief of Course, Chief of Race, Referee or Technical Delegate.

#### U601.3.3 The Start Referee

The Start Referee must remain at the start from the beginning of the official inspection time until the end of a training/event,

- must be a member in good standing with as an official.
- must be certified as CR, JA or RF.
- make sure that the regulations for the start and the start organization are properly observed,
- determine late and false starts,
- must be able to communicate with the Jury at all times (705.5),
- reports the names of competitors who did not start to the Referee, and informs the Jury of all infringements against the rules, such as false or delayed starts or violations against the rules for equipment,
- ensure that reserve bibs are available at the start.

#### U601.3.4 The Finish Referee

The Finish Referee must remain at the finish from the beginning of the official inspection time until the end of a training/event,

- must be a member in good standing as an official.
- must be certified as CR, JA or RF.
- makes sure that all the regulations for the organization of the finish and the finish in-run and out-run are properly observed.
- supervise the finish controller, the timing and the crowd control in the finish area,
- must be able to communicate immediately with the Jury at all times,
- reports the names of the competitors who did not finish to the Referee and informs the Jury of all infringements against the rules.

#### 601.3.5 The Chief Gate Judge

The Chief Gate Judge:

- organizes and supervises the work of the gate judges,
- designates the gates each will supervise and places them in position,
- at the end of the first run and the end of the race collects the gate judge control cards and delivers them to the Referee,
- distributes, in good time, to each gate judge, the material they need (control card, pencil, start list, etc.),
- is prepared to offer assistance either to help keep spectators off the course or to help maintain the course, etc.
- makes sure that the numbering and the marking of the gates is completed within the required time.

#### U601.3.6 The Chief of Timing and Calculations

The chief of timing and calculations is responsible for the coordination of officials at the start and finish, including timing and calculations. In SL, the Chief of Timing or a special assistant will decide the interval between starts. The following officials are under his direction:

- starter
- assistant starter
- start recorder
- chief timekeeper

- assistant timekeepers
- finish controller
- chief of calculations and his assistants

He oversees preparation of the Timing and Data Technical Report (TDTR) for the result packet. (The TDTR Software can be found on the FIS website and used for the preparation of the report.)

He must be appropriately certified in Timing and Calculations for all sanctioned events.

#### U601.3.7 The Race Secretary

The race secretary is responsible for all secretarial work for the technical aspects of the competition and amongst others for the preparation of the draw. Additionally, the Race Secretary:

- ensures that the official results contain the information required by art. 617.3.4,
- is responsible for the minutes of the technical officials, the Jury and team captains meetings,
- ensures that all forms for start, finish, timing, calculations and gate-judging are well prepared, and handed over to the officials concerned in good order at the proper time,
- facilitates the calculation of results by appropriate preparation and ensures that they are duplicated and published as quickly as possible after the completion of the competition.

He must be appropriately certified in Race Administration for all sanctioned events.

#### U601.3.8 The Chief of Medical and Rescue Services

The Chief of Medical and Rescue Services is responsible for organizing adequate first aid and medical coverage during the official training periods and the actual competition. The Chief of Medical must work closely with the Jury and particularly the Technical Delegate, keeping them informed as to the nature and disposition of any injury.

#### U601.3.9 The organizer is authorized to include other officials within the Organizing Committee (OC).

### **601.4 The Jury**

The following members of the Jury, who are members of the Organizing Committee are responsible for technical matters within the closed competition areas:

- the Technical Delegate
- the Referee
- the Chief of Race
- the Assistant Referee for DH and SG

#### 601.4.2 Appointment of the Jury.

##### 601.4.2.1 U.S. Ski & Snowboard appoints the Technical Delegate. (art. 601.2)

##### 601.4.2.2 The TD appoints

- the Referee
- and for DH and SG, the Assistant Referee
- substitute Jury members in case of force majeure

##### 601.4.2.3 The jury of a ladies' race should, where possible, include a lady.

##### 601.4.2.4 The Chief of Race must have current officials membership.

#### 601.4.3 Exclusions

##### 601.4.3.1 A competitor cannot be a member of the Jury.

##### 601.4.4 Tenure of the Jury

- 601.4.4.1 The appointed Jury members gather for their first meeting prior to the first team captains meeting.
- 601.4.4.2 The active duty of the Jury begins with its first meeting and ends, if no protest is submitted, at the expiration of the protest deadline, otherwise after settlement of all submitted protests.
- 601.4.5 Franchise and Voting  
The TD is the chair of the Jury. He conducts the meetings. Each of the following has one vote in the Jury:
- 601.4.5.2 The TD, Chief of Race, Referee and in the case of DH and SG, the Assistant Referee.
- 601.4.5.3 Decisions are made by simple majority vote of members present and voting (exception art. 646.3).
- 601.4.5.4 In the case of a tie, the TD has the casting vote.
- 601.4.5.5 Minutes must be kept of all meetings and decisions of the Jury and signed by each individual member of the Jury, with each individual vote on decisions recorded, as per art. 601.3.7.
- 601.4.5.7 In cases where an immediate decision must be made and it is not possible to convene the entire Jury, each member of the Jury has the right, prior to or during the race, to make decisions which according to the rules per se are reserved to the Jury as a whole; but only provisionally with the obligation to have the decision confirmed by the Jury as soon as possible.
- 601.4.6 Duties of the Jury  
The Jury monitors the adherence to the rules throughout the entire race, including the official training.
- 601.4.6.1 From a technical standpoint particularly by:
- checking the race-course and the set courses
  - checking the snow conditions
  - checking the preparation of the course
  - approving the use of snow compactors and other chemicals.
  - checking the crowd control systems
  - checking the start, the finish area and the run-out from the finish
  - checking the first aid service
  - appointing the course setters.
  - fixing the time of course setting
  - overseeing the work of the course setters
  - spot-checking of the gate panels
  - opening or closing the race courses for training in consideration of the technical preparations and the prevailing weather conditions
  - determining the method of the competitor's course inspection
  - inspection of the course before the race
  - determining the number of forerunners for each run and setting the start order of the forerunners
  - debriefing the forerunners as necessary
  - changing the start order in consideration of course conditions and in extraordinary conditions
  - changing the start intervals
  - giving instructions to and obtaining information from the gate judges.
- For DH:

- arrangement of an additional competitor's inspection in unusual weather conditions
- shortening the official training
- positioning of yellow zones
- checking on the setting of gates
- changing the position and distance of the gates or adding extra gates as indicated by the experience gained in the training runs. Following significant changes, the competitors must be allowed at least one more training run on the course.

601.4.6.2 From an organizational viewpoint particularly by:

- ranking of the competitors for the draw
- division of the competitors without points into groups according to some determined basis
- granting of re-runs
- cancellation of the race (beforehand) if snow conditions are unsuitable
- if the recommendations of the Technical Advisor's report have not been carried out
- if the first aid and medical service are inadequate or missing
- if the crowd control is insufficient
- shortening the course, if snow or weather conditions make this appear necessary
- interruption of the race if the prerequisites of art. 624 are present,
- termination of the race if the prerequisites of art. 625 are present.

601.4.6.3 From a disciplinary viewpoint particularly by:

- decision on a proposal of the Technical Delegate or a Jury member to exclude a competitor for lack of physical and technical ability
- decisions on limitation of quotas for officials, technicians and medical personnel for admission to the race-course
- imposition of sanctions
- decisions on protests
- issue of particular directives throughout the entire event

601.4.7 Questions not Covered by Rules

In general, the Jury makes decisions on all questions not clarified by the Alpine Competition Regulations.

601.4.8 Radios

At all competitions published in the Ski Calendar, the Jury members plus start and finish referee must be equipped with radios. These must function on a single reserved frequency and be free of interference.

601.4.9 Duties of the TD for all events

601.4.9.1 Before the race

The TD

- reviews the homologation file and consults the organizer about the possible existence of a special authorization.

If he establishes that no homologation exists, the Jury must cancel the race (see 650). He reads the TD reports about previous events at the site and checks whether the improvements proposed in these reports have been carried out.

- inspects the competition courses.
- supervises the compliance with art. 704 and U1003.2 concerning the official training.
- spot checks the gate panels.

- collaborates in the administrative and technical preparations.
- checks the official entry lists, including seed points.
- checks on the presence of sufficient radios for all members of the Jury (with separate frequencies).
- takes note of the accreditation and the authorization for entry to the course.
- checks over the race courses with regard to preparation, marking, crowd control, as well as the layout of start and finish areas.
- supervises the course setting together with the Jury.
- checks on the location of the television towers and sees they are adequately protected if necessary.
- supervises the locations of the first aid service along the course as well as the organization of the medical care.
- checks on all technical installations such as timekeeping, hand timing, communications, transport of people, etc.
- is present in the race area during all official training.
- takes part in all meetings of the Jury and of the team captains.
- works closely together with the officials of the Organizing Committee.
- is the chair of the Jury with a casting vote in case of a tie.
- if necessary, appoints members to the Jury.
- has the right, if a SL or GS cannot be carried out on the homologated course because of “force majeure”, to move the race to a “substitute course” proposed by the organizer. This is on the explicit condition that the necessary homologation measures can be fulfilled. For DH and SG there is only the possibility of shortening the run on a homologated course. The minimum prescribed vertical drops must, however, be observed in any case.

#### 601.4.9.2 During the race

##### The TD

- must be present in the course area.
- works closely with the Jury, the team captains and the coaches.
- observes that the valid rules and directives are obeyed in regard to race equipment.
- supervises the technical and organizational conduct of the event.
- advises the organization concerning the observance of the rules and regulations and directives of the Jury.

#### 601.4.9.3 After the race

##### The TD

- helps with the compilation of the Referee’s report.
- calculates the race and penalty points for the individual races. If the points are calculated by computer, it is the TD’s duty to re-check the points and confirm their accuracy with his personal signature. Above all, he checks the correct use of the corresponding F value for each event.
- presents properly submitted protests to the Jury for decision.
- signs the official result lists established by the race secretary and gives the authorization for the award ceremony.
- completes the TD report, including any supplementary reports and is responsible for their dispatch within three days to the Competition Services and the other appropriate recipients.
- checks that the results are correct on the U.S. Ski & Snowboard website.
- presents to Competition Services, any applicable proposals for changes in the



competition rules on the basis of practical experience at the event in question.

#### 601.4.9.4 In general

The TD

- decides on questions not covered or insufficiently covered by the Alpine Competition Regulations, in so far as these have not already been decided by the Jury and do not fall within the scope of other authorities.
- works closely with the Referee and Assistant Referee.
- has the right to propose to the Jury the exclusion of competitors from participating in the race.
- has the right to obtain support from the Organizing Committee and all officials under its jurisdiction in all matters necessary to the fulfillment of his duties.

#### 601.4.10 Duties and rights of the Referee

- the referee and assistant referee at events must be a current Coach or Official member and must have a current referee certification.
- supervises Drawing of the start numbers
- at the end of the first run, and again at the end of the race, the Referee will receive the Start and Finish Referees' reports, and any other official reports regarding breach of rules and disqualification.
- checks, signs and posts the Referee's Report on the official notice board at the end of each run, and at the end of the race, including a list of disqualified competitors, the gate numbers where the faults occurred, the name of the relevant gate judge of judges, and the exact time of posting.
- sends a report to Competition Services should unusual circumstances arise or in the event of a difference of opinion among the Jury members or in the case of severe injury to a competitor.

#### 601.4.10.1 Collaboration with the TD

The Referee and the Assistant Referee must work very closely with the TD.

#### 601.4.11 The Technical Advisor

To support the Jury, U.S. Ski & Snowboard can appoint technical advisors for all categories of races. The technical advisor has the right to express his opinion within the Jury without the right to vote.

#### 601.5 U.S. Ski & Snowboard can impose sanctions against a Jury or individual Jury members.

## **602 The Technical Delegate (TD)**

### 602.1 Definition

#### 602.1.1 The primary duties of the TD

- to make sure that the rules and directions of U.S. Ski & Snowboard are followed
- to see that the event runs smoothly
- to advise the organizers within the scope of their duties
- to be the official representative of U.S. Ski & Snowboard

#### 602.1.2 Responsibility

The TD structure comes under the responsibility of the Alpine Sports Committee. The Alpine Technical Delegate Working Group exercises this authority.

#### 602.1.3 Prerequisites

The TD must hold a valid Alpine Officials membership and TD certification (exception art. 602.3).

#### 602.1.4 Development

##### 602.1.4.1 The development for a TD is:

- applicant - Nomination and two seconds from a level 3 or higher TD.
  - approval of Divisional Alpine Officials Committee.
  - written entrance examination with a passing grade of 75% or better.
  - successful completion of candidacy under a senior TD.
  - TD.
- 602.1.4.2 Each division is responsible for the identification and education of aspiring TD's.
- 602.1.5 Training
- 602.1.5.1 The basic training of the applicant is the responsibility of the sponsoring division.
- 602.1.5.2 To be certified as a Level 1 TD, an official must be certified as a Level 2 Referee and Level 1 Timing and Calculations.
- in the alternative, an official must be certified as a Level 1 Timing and Calculations, Level 1 Chief of Race and Level 2 Jury Advisor.
  - in the alternative, an official must be certified as a Level 1 Timing and Calculations, a level 2 Chief of Race and Level 1 Jury Advisor.
- U602.1.5.10 It is strongly recommended that the applicant also maintain Alpine Officials certification as Chief of Race.
- U602.1.5.11 Advancement of certification level.
- Level 1 to Level 2 - 10 workdays as a TD and favorable written recommendation from two higher level TDs.
  - Level 2 to Level 3 - should work an additional minimum 10 work days as a TD, shadow Level 3 or higher or FIS TD at one speed event and receive favorable recommendation, receive two written recommendations/evaluations, pass the Level 3 Technical Delegate exam with a score of 80% or higher and be approved by the Divisional AO Committee, the TD Working Group, the Technical Subcommittee and the ASC.
  - Level 3 to Level 4 - a minimum of five years of outstanding service as a Technical Delegate, and approval of the TD Working Group, the Technical Subcommittee and the ASC.
- U602.1.8 Participation
- U602.1.8.1 A Technical Delegate should work as an assigned TD a minimum of two days every season and must work as an assigned TD at least once every two years.
- U602.1.8.2 TDs are urged to attend an approved seminar or update annually, and required to attend an approved seminar at least biennially.
- U602.1.8.3 Failure to meet the above participation requirements will result in loss of TD certification status.
- U602.1.8.4 If a TD misses an update for 2-years, the TD may be reinstated to the previous level by attending a recognized update.
- U602.1.8.5 If a TD misses an update for three or more years, the TD may be reinstated by passing the appropriate examination, i.e. Level 1 or 2 must pass the Level 1 exam, Level 3 or 4 must pass the Level 3 exam.
- U602.1.8.6 A TD may not violate the update rule for a second time and maintain TD certification.
- 602.2 Appointment
- 602.2.2 For all events the appointment is made by U.S. Ski & Snowboard or its designate.
- 602.2.4 A TD cannot be a member of the local organizing association.
- 602.3 TD replacement
- 602.3.4 If the TD is unable to serve, a deputy for the absent TD is to be named on the spot by the team captains. The replacement must likewise meet the requirements of art.

### 602.1.3.

In an emergency, a TD may also be named who does not meet these requirements but is competent to ensure the conduct (continuation) of the race. In the choice of this person, stringent criteria are to be used.

602.3.5 The replacement TD has the same rights and duties as the TD originally appointed.

602.4 Organization of the Assignment

602.4.1 The organizer must establish early contact with the TD.

602.4.2 Cancellations or postponements of events must be announced to the TD and to the Competition Services immediately, taking into account any applicable deadlines.

602.4.3 For DH and SG, the TD should arrive at the competition site at least 48 hours before the draw for the first training. In all other events, this should be at least 24 hours before the draw for the event concerned.

602.5 Expense Accounts

The TD has a right to reimbursement for:

- automobile mileage to the event at IRS guidelines per mile, or in the case of air travel, the cost of coach air fare.
- lodging, the cost of a single room for the time period from the required date of arrival to the end of the event. If organizers provide appropriate volunteer housing, the TD must use it.
- meals that are accompanied by invoices. If organizer provides meals, the TD must utilize these.
- reasonable out-of-pocket expenses (i.e. postage, telephone, etc.).

U602.6 Sanctions

Sanctions can be imposed against TDs.

## **603 Course Setter**

603.1 Prerequisites

U603.1.1 Course setters at all events must be a current Coach or Official member and must have a current referee certification.

603.1.3 For DH, the course setter must be acquainted with the particular race course.

603.2 Appointment

603.2.3 The appointment is made by the Jury. For competitions in two runs, each run is to be set by a different course setter. One of the two course setters can be named by the organizer.

603.3 Supervision of the Course Setters

603.3.1 The work of the course setters is supervised by the Jury.

603.4 Organization of the assignment

The assignment is managed by the Jury.

603.5 Replacement of Course Setters

603.5.2 The Jury names a replacement course setter.

603.5.3 The replacement course setter should have the same qualifications as the original course setter.

603.6 Rights of the Course Setter

603.6.1 To recommend the introduction of changes in the competition terrain and in the safety measures.

603.6.2 Availability of a sufficient number of helpers for the setting of the course, so that the course setter can concentrate solely on setting the course.

603.6.3 Provision of all necessary materials by the chief of course equipment.

603.6.4 Immediate completion of the finishing touches to the race course.

- 603.7 Duties of the Course Setter
- 603.7.1 In order to set the course appropriately, respecting the terrain, the snow cover and the ability of the participating competitors, the course setter conducts a pre-inspection of the race terrain in the presence of the TD, Referee, Chief of Race and Chief of Course.
- 603.7.2 The course setter sets the race course respecting existing course protection measures and course preparation. The course setter must take speed control into consideration.
- 603.7.3 For all events, the course setter has to set gates according to the respective rules.
- 603.7.4 The courses must be set and ready in time so that the competitors are not disturbed during course inspection.
- 603.7.5 The course setters should take care that the difference between the winning times of each run of SL and GS will not be too great.
- 603.7.6 The course setting is a task of the course setter alone. He is responsible for adhering to the rules of the Alpine Competition Regulations and may be advised by members of the Jury, and by the technical advisor in DH and SG, if present.
- 603.7.7 The course setter must participate in all team captains meetings at which a report is to be made about their course.

## **604.2 Rights and Duties of the Team Captains and Trainers**

The team captains and trainers must be accredited by the organizers according to quota. The accreditation gives the following rights and duties:

- to be a member of the Jury,
- to be nominated as a course setter if these have not been appointed by U.S. Ski & Snowboard or if the appointed person is not present,
- to be issued with a pass or armband during the training or competition (or reimbursement for costs if a lift pass has not been provided),
- to be issued with a pass or armband stating the function or marked Course.

- 604.2.1 Team captains and trainers must obey the rules and the decisions of the Jury, and must behave in a proper and sportsmanlike manner.
- 604.2.2 A team captain or trainer must fulfill the duties he has accepted as a member of the Jury, or as a course setter.
- 604.3 In accordance with ACR 213.4 and 216 the time and location of the first team captain's meeting and of the draw must be shown in the program. An actual meeting, attended in person by team captains, jury, and race officials is an inseparable part of the competition and is important for communication of jury instructions, support of the OC, OC requests and information as well as a critical element for risk management and liability related matters. ACR 216 and 217 apply in all cases.

## **605 Forerunners**

- 605.1 The organizer is obliged to provide at least three forerunners who meet all the rules, including appropriate membership (e.g. Competitor, Coach or Official). General members are allowed to forerun, but not compete. The forerunner is a member of the organizing committee. In DH, the forerunners should participate in all training runs.
- In extraordinary conditions, the Jury may increase the number of forerunners. The Jury may designate different forerunners for each run.
- 605.2 The forerunners must wear forerunner start numbers (bibs).
- 605.3 The nominated forerunners should have the skiing ability to ski the course in a racing manner.
- 605.4 Forerunners are not permitted to start in the competition.

- 605.5 The Jury determines the forerunners and their start order. After an interruption of the race, additional forerunners may be authorized as necessary.
- 605.6 The times of the forerunners should not be published.
- 605.7 Upon request, the forerunners must report to members of the Jury regarding the snow conditions, the visibility and the race line, as the case requires.
- 606 Competitor Equipment**
- 606.1 Start numbers (Bibs)  
Shape, size, lettering and attachment method must not be altered. The figure must be at least 12 cm high and easily legible. The individual letters may not surpass a height of 10 cm.
- 606.3 Ski brakes  
For competitions and official training, only skis with ski brakes may be used. Competitors without ski brakes are not allowed to start.
- 606.4 Helmets  
In all events, all competitors and forerunners are obliged to wear crash helmets that conform to the equipment rules. See specifications as an addendum later in this chapter. In all events, helmet cameras may not be worn.
- 606.5 Equipment Rules  
See specifications as an addendum later in this chapter.
- 607 Age Limits**
- 607.1 The competition year is July 1 - June 30 of the following year. A competitor's class is determined by their year of birth.
- 607.3 Classification of competitors:
- |     |                    |                         |
|-----|--------------------|-------------------------|
| SR  | Ages 21 and older  | born 1997 or earlier    |
| U21 | Ages 19 and 20     | born 1998 or 1999       |
| U19 | Ages 16-18         | born 2000, 2001 or 2002 |
| U16 | Ages 14 and 15     | born 2003 or 2004       |
| U14 | Ages 12 and 13     | born 2005 or 2006       |
| U12 | Ages 10 and 11     | born 2007 or 2008       |
| U10 | Ages 8 and 9       | born 2009 or 2010       |
| U8  | Ages 7 and younger | born 2011 and later     |
- U607.4 Regional and divisional associations may define additional classes for competitors age 6 or younger.
- U607.5 Regional and divisional associations may establish procedures that allow competitors to compete:
- as a member of a higher or lower level class than that of their chronological age, and/or
  - in races that are conducted on courses that exceed the specifications for their class.
- U607.5.1 These procedures must be based on either:
- objective evidence that the competitor can compete successfully within the higher class, or
  - careful screening by a disinterested, knowledgeable group that determines that the competitor can compete successfully within the higher class.
- U607.5.2 The procedures must require that the competitor and his parents complete and sign the Ski Up Waiver.



## Insurance isn't one size fits all.

At Liberty Mutual, we customize our policies to you, so you only pay for what you need. Home, auto and more, we'll design the right policy, so you're not left out in the cold.

**For more information,  
visit [libertymutual.com](http://libertymutual.com).**



**Liberty  
Mutual.**  
INSURANCE



PROUD PARTNER

Coverage provided and underwritten by Liberty Mutual Insurance and its affiliates,  
175 Berkeley Street, Boston, MA 02116 USA. ©2018 Liberty Mutual Insurance.

**610 Start, Finish, Timing and Calculations**  
**611 Technical Installations**

**611.1 Communications and Cabling**

In all competitions, it is highly recommended that there is multiple communication (telephone or radios, etc.) between the start and finish. Voice communication between starter and finish must be assured by fixed wire connection or radio. In case of radio, this must be a separate channel from that used by any other function of the ROC.

**611.2 Timing Equipment**

For all sanctioned events (scored and non-scored), electronic timers, start gates, and photocells homologated by the FIS must be used. A list of these approved devices will be published on the FIS website. Races using timing equipment other than those on the homologated FIS list will not be considered for scoring to the national points list.

**611.2.1 Electric Timing**

For all competitions that are scored to the national points list, two synchronized electronically isolated systems operating in time-of-day must be used. One system will be designated system A (main system), the other system B (back-up system) prior to the beginning of the race.

Time of day times must be immediately and automatically sequentially recorded on printed strips at the maximum precision of the timing device according to the requirements for homologation. The final result is calculated by subtracting the start time from the finish time for each skier's run and is then expressed to 1/100th (0.01) precision by truncating the calculated net time on course.

All times used for the final result must come from system A. If there is a failure of system A, a calculated net time from System B must be used following the same procedure set out in 611.3.2.1. It is not permitted to substitute time-of-day times from system B for use with system A for the purpose of net time calculations.

For all events, system A must be connected to its respective start gate contact. system B must be separately connected to another electronically isolated start gate contact.

Refer to the FIS Timing Booklet for more details regarding cabling and complete wiring descriptions, diagrams and start gate installations.

All timing equipment and technical installations should be set up or protected in such a way that danger to the competitor is avoided where possible.

Synchronization of the timing systems must occur as close as possible to the scheduled start for the first run of the day. Synchronization of all systems must be maintained throughout each run. Timers must not be re-synchronized during any run.

**611.2.1.1 Start Gate**

The start gate must have separate electronically isolated switch contacts for triggering the start inputs of both system A & B. If a start gate or start wand requires replacement during a run, it must be replaced with identical equipment in the same position.

**611.2.1.2 Photocells**

For all scored events, there must be two photocell system(s) homologated by the FIS installed at the finish line. One is connected to system A. The other is connected to system B.

Procedures and regulations for start gates and photocells are found in the FIS

## Timing Booklet.

### 611.2.1.3 Start Clock

For DH, SG and GS, the use of a start clock that provides at least an acoustic countdown signal on the fixed start interval as prescribed by the Jury should be used as an aid to race management.

### 611.2.2 Hand Timing

Manual (hand) timing, completely separate and independent of the electronic timing, must be used for all competitions listed in the calendar. Stopwatches or hand-operated, battery-powered, timers that are installed at both the start and the finish and capable of expressing times to at least 1/100th (0.01) precision qualify as proper hand timing devices. They must be synchronized prior to the start of each run, preferably with the same time of day as system A and system B. Printed records, either automatic or handwritten, of recorded hand times must be immediately available at the start and at the finish.

### 611.2.3 Presentation of Times

Organizers should provide appropriate facilities for continuous presentation of all registered times of all competitors.

### 611.2.4 Timing without Cable

For non-championship scored races it is permitted to use homologated timing equipment in such a way that hill cable connection between start and finish is not required. Refer to the FIS Timing Booklet for a detailed discussion of how this is possible.

U611.2.5 For non-scored races, times or impulses can be transmitted to a timer operating in time-of-day mode or printed instantly at the start or finish. Net times should be calculated in a timely manner.

## 611.3 Timing

### 611.3.1 With electronic timing, the time is taken when a competitor crosses the finish line and triggers the beam between the photo cells.

In case of a fall at the finish where the competitor does not come to a full stop, the time can be taken without both of the competitor's feet having crossed the finish line.

For the registered time to become valid, the competitor must immediately completely cross the finish line with or without skis. With hand timing the time will be taken when any part of the competitor crosses the finish line.

The finish controller determines the correctness of passage across the finish line.

### 611.3.2 In the case of a failure of the main electronic timing system (system A), the results of the electronic back-up system (system B) will be valid as per art. 611.2.1.

In case of a failure in the lines of the timing system between start and finish, this back-up system will allow the calculation of the times to 1/100ths of a second.

In the case that time of day from either system A or system B are not available for a competitor, the calculated time of day as per art. 611.3.2.1 will be considered valid.

### 611.3.2.1 Utilization of times taken by hand

Hand times may be used in the official results after a correction has been calculated. Calculation of the correction:

Subtract the electronic time from the time taken by hand for the 10 competitors starting before the missing time. If there are not 10 times before, complete the calculation with the remaining times after the missed time. The sum of the 10 time differences is divided by 10 and rounded up or down ( $0.044 \rightarrow 0.04$ ,  $0.045 \rightarrow 0.05$ ) to give the correction which must be applied to the hand time of the competitor



without an electronic time.

- 611.3.3 The official timing strips from the printer will be given to the Technical Delegate for review. They will be kept by the OC until the official approval of the race or after any appeal dealing with timing or race results.

The official technical timing report form must accompany the race results and must be reviewed by the Chief of Timing and reviewed and signed by the TD as his approval of the race.

All printed records from system A, system B and hand timing must be retained by the OC for a period of three (3) months after the competition or after any appeal dealing with timing or race results.

- 611.3.4 When the official printing timer allows manual input or correction of a time, some type of indication (star, asterisk or other) concerning any effected change must be printed on all timing documentation.

- 611.3.5 Computer software calculating net times must use the precision of the time of day as used in the timing device.

- 611.4 Private Timing and Speed Measurement Equipment of the Teams

Any request to install such equipment has to be made to the Jury by the team captain concerned and the Jury decides concerning approval of the installation.

## **612 Start and Finish Officials**

- 612.1 The Starter

The Starter must synchronize his watch with those of the assistant starter and by telephone or radio with the chief timekeeper within ten minutes of the start. The starter is responsible for the warning signal and the start command as well as for the accuracy of the intervals between these signals. He assigns the supervision of the competitors to the assistant starter.

- 612.2 The Assistant Starter

The assistant starter is responsible for calling the competitors to the start in their correct order.

- 612.3 The Start Recorder

The start recorder is responsible for recording the actual start times of all competitors.

- 612.4 The Chief Timekeeper

The chief timekeeper is responsible for the accuracy of the timing. He synchronizes the watches with the starter as shortly before and after the race as is possible. He must publish unofficial times as quickly as possible (on the score-board, etc.). If the electric timing fails, the chief timekeeper must communicate immediately with the start referee and the TD.

- 612.5 The Assistant Timekeeper

Two assistant timekeepers operate stopwatches according to art. 611.2.2.

One assistant timekeeper maintains a complete record with the registered times of all competitors.

- 612.6 The Finish Controller

The finish controller has the following duties:

- supervision of the section between the last gate and the finish.
- supervision of the proper crossing of the finish line.
- recording of the order of finishing of all racers who complete the course.
- if a finish controller is not assigned, the finish referee assumes these duties

- 612.7 The Chief of Calculations

The chief of calculations is responsible for quick and accurate calculation of results. He supervises the immediate duplication of unofficial results and the publication of official results after expiration of the protest interval, or after any protests have been dealt with.

## **613 The Start**

### **613.1 The Start Area**

The Start Area must be closed off to everyone except the starting competitor, accompanied by only one trainer and the start officials.

The start area must be protected appropriately against inclement weather. A special roped off area must be provided for trainers, team captains, service personnel, etc., in which they may take care of the waiting competitors without being interrupted by the public. An adequate shelter must be prepared for the competitors waiting for the call to start.

The competitor enters the defined start hut with both skis attached without any covers on them.

### **613.2 The Start Ramp**

The Start Ramp shall be prepared in such a way that the competitors can stand relaxed on the starting line and can quickly reach full speed after leaving the start.

### **613.3 Start Procedure**

No official or attendant who could possibly give an advantage to or disturb the starting competitor can be behind him. All outside help is forbidden. By order of the starter, the competitor must plant his poles in front of the start line, or where indicated. The starter must not touch the competitor at the start.

Pushing off from the start posts or other aids is forbidden, and the competitor must start only with the help of his ski poles.

### **U613.4 Start Signals**

10 seconds before the start, the starter will tell each competitor "10 seconds". Five seconds before the start, he should count "5, 4, 3, 2, 1" and then give the start command "Go".

(For SL see 805.3).

If possible, an automatic audible signal is to be used. The starter will let the competitor see the start clock. Use of start clock/beep does not replace verbal command.

### **613.5 Start Timing**

The start timing must measure the exact time the competitor crosses the start line with his leg below the knee.

### **613.6 Delayed Start**

A competitor who is not ready to start on time will be sanctioned. The Start Referee may however excuse such a delay if, in his opinion the delay is due to "force majeure".

For example, breakdown of a competitor's personal equipment, or minor sickness of a competitor, does not constitute "force majeure". In case of doubt, the Jury may allow the start provisionally.

613.6.1 The start referee makes the decisions after consultation with the Jury (according to 613.6.2 and 613.6.3) and must record the start numbers and names of competitors who were not allowed to start because of late appearance, or who were allowed to start in spite of late appearance, or who were allowed to start provisionally.

613.6.2 In the case of fixed start intervals, the delayed competitors may start at the fixed interval after he has reported to the start referee, in accordance with the decision of

the Jury. The start referee informs the Jury as to when (after which start number) a delayed competitor is starting.

- 613.6.3 In the case of irregular start intervals, the delayed competitor will start according to art. 805.3. The start referee informs the Jury as to when (after which start number) a delayed competitor is starting.

613.7 Valid and False Starts

In competitions with a fixed start interval the competitor must start on the start signal. The start time is valid if it occurs within the following limits: 5 seconds before and 5 seconds after the official start time. A competitor who does not start within that space of time will be disqualified.

The start referee must inform the Referee of the start numbers and names of the competitors who made a false start or have contravened the starting rules.

## **614 Course and Competition**

614.1 Course

614.1.1 Technical Parts of a Competition Course

Start and finish installations, television towers, measuring equipment, sponsor advertising equipment, etc. are necessary items for a competition.

614.1.2 Course Setting

614.1.2.1 Assistance

Assistance must be provided for the course setter, at a time to be fixed by the Jury, so that he can concentrate on the actual course setting and not be distracted by fetching poles, etc.

The chief of course equipment must provide enough of the following:

- enough blue and red slalom poles
- a corresponding number of panels, divided by colors
- hammers, drills, gate-keys, wedges etc.
- enough gate numbers
- coloring substance for marking the position of the poles.

614.1.2.2 Marking of the gates

The positions of the gate poles may be marked with an easily recognizable coloring substance which remains visible throughout the entire race.

614.1.2.3 Numbering the gates

The gates must be numbered from top to bottom of the course. Start and finish are not counted.

614.1.2.4 Marking of the course and terrain

In DH and in SG the course should be marked using:

- on the inside and/or outside of the racing line before and after the gate
- small pine needles or similar material spread on the course and/or
- colored dye used vertically from gate to gate as well as horizontally across the course or the inside and/or outside of the racing line before and after the gate notably on the approaches indicating changes in terrain, jumps, etc.

614.1.2.5 Spare Poles

The Chief of Course equipment is responsible for the availability and correct placing of enough spare poles. The poles are to be placed so that the competitors are not misled by them.

614.1.3 Warm-up slope

Appropriate warm-up slopes should be made available.

#### 614.1.4 Closing and modification of the course

A course is closed from the time that the course setting begins. Nobody except for the Jury is permitted to change gates, gate panels, markings, etc. or modify the course structure (jumps, bumps, etc.) on a closed course.

Competitors are not permitted to enter a closed competition course.

Trainers, servicemen etc., who are allowed on a closed competition course are to be decided by the Jury.

Photographers and camera teams are allowed into the closed course area for the necessary documentation of the competition. Their total number can be limited by the Jury. They will be located by the Jury where possible and may only remain in this area.

The Jury or the Organizing Committee may close a course or sections of a course to competitors, trainers, media and service personnel outside of the actual competition or training times for preparation and maintenance purposes.

#### 614.1.5 Course changes

In cases of necessary changes on the course, such as small relocation of gates, an additional inspection or training run is not necessary.

Details must be communicated to all team-captains and competitors must be informed by the Start Referee at the start.

#### 614.2 Competition

##### 614.2.1 Passage of the Gates

A gate must be passed according to art. 661.4.1.

##### 614.2.2 Interdiction to Continue after a Gate Fault

If a competitor misses a gate, he must no longer continue through further gates.

##### 614.2.3 Interdiction to Continue after a competitor stops

If a competitor comes to a complete stop (e.g. after a fall), he must no longer continue through previous or further gates. This interdiction is valid in all events with a fixed start interval (DH, SG, GS, Parallel Competitions). Only exception is for SL (661.4.1), as long as the competitor

- does not interfere with the run of the next competitor, or
- has not been passed by the next competitor.

#### 614.3 Inspection

##### 614.3.1 Jury inspection

On race day, the Jury inspects the course and has to confirm the program for the day. Team Captains may accompany the Jury.

##### 614.3.2 Competitor inspection

The competitor inspection is held after Jury inspection and after the Jury has opened the course and is normally inspected, from top to bottom of the course. The course must be in racing condition from the time the competitor's inspection starts and the competitors must not be disturbed during the inspection by workers on the course or similar. The competitors are authorized to study the final setting of the course by either skiing down at the side of the course at low speed, or side slipping through the gates (inspection). Skiing through gates or making practice turns parallel to those required by gates on the course is not allowed. Competitors must carry their start numbers. Fenced, roped or blocked off sections of the course or gates must be respected. By the end of the inspection time, Competitors have to be outside the race course. Racers are not permitted to enter the course on foot without skis.

##### 614.3.3 Jury decision

The time and duration of the Competitors inspection is determined by the Jury and scheduled at the team captains meeting. If necessary (e.g. because of special weather conditions), the Jury may decide on special methods of competitors inspection.

## **615 The Finish**

### **615.1 The Finish Area**

615.1.1 The finish area should be plainly visible to competitors approaching the finish. It must be wide with a gently sloped smooth run out.

615.1.2 In setting the course with gates particular attention should be paid to directing competitors across the finish on a natural line adapted to the terrain.

615.1.3 The finish area is to be fenced in. Any unauthorized entry is not allowed.

615.1.4 Finish installations and closures should be set up or secured through suitable protection measures.

615.1.7 The competitor must leave the finish area through the official exit with all the competition equipment used in the race.

### **615.2 The Finish Line and its Markings**

The finish line is marked by two poles or vertical banners which may be connected by a horizontal banner. In DH and SG races the finish must be no less than 15 m wide; in SL and GS no less than 10 m wide. In exceptional cases, the Jury may decrease this distance on the spot for technical reasons or because of the terrain. The width of the finish is considered to be the distance between the two finish poles or banners. The supports used to mount the timing devices must also be at least this far apart.

The timing supports can usually be placed behind the finish poles or banners, on the downhill side. The finish line must be clearly marked horizontally with coloring substance.

### **615.3 Crossing of the finish line and recording of the times**

The finish line must be crossed:

- on both skis, or
- on one ski, or
- with both feet in case of a fall between the last gate and the finish line. In this case the time is taken when any part of the competitor's body stops the timekeeping system.

### **615.4 Report**

The finish referee must make a report to the Referee immediately after the race or the official training.

## **617 Calculation and Announcement of Results**

### **617.1 Unofficial Times**

Times taken by the timekeepers must be considered unofficial times. They should be posted on a score-board which should be readily visible from the area provided for the competitors who have finished, and from the press area. Whenever possible, unofficial times should be announced to the public over loud-speakers.

### **617.2 Announcement of Unofficial Times and Disqualifications**

617.2.1 As soon as possible after completion of the race, unofficial times and disqualifications must be published on the official notice board at the finish.

The time limit for protest is counted from the moment of this announcement. (643.4, 643.5)

617.2.2 Oral announcement of disqualifications may replace the publication on the official notice board. It can be decided that protests can be delivered verbally to the Referee at the finish within 15 minutes after the announcement of the disqualification.

Protests submitted after this are considered null and void. The team captains must be informed beforehand of the announcement and protest procedure.

### 617.3 Official Results

617.3.1 Results are determined from the official times of those competitors who have been officially classified.

617.3.2 Combined results are calculated by adding together the race times obtained in each event of the combined event (or by adding the race points).

617.3.3 If two or more competitors have the same time or the same number of points, the racer with the higher start number must be listed first on the official list of results.

617.3.4 The official result list must contain:

- the name of the organizing club or association
- the name of the competition, the site, event, category, and gender
- the date of the race
- all technical data such as the name of the course, altitude at start and finish, vertical drop, homologation number and, for DH and SG, the length of the course
- the names and affiliations of the members of the Jury
- for each run, the names and affiliations of the course setter and the forerunners, the number of gates (SL, GS & SG between brackets number of direction changes) and the start time
- the weather, the snow conditions on the course and the air temperature at start and finish recorded at the time of race start.
- all details concerning the competitors, finish order, start number, code number, name and first name, affiliation, time and race points
- the start number, code number, name, first name and affiliation of those competitors who were not at the start, did not finish or were disqualified in each run
- the names of the official service companies, e.g. timing company, computer service etc.
- the codex and F value
- the penalty calculation sheet
- the signature of the Technical Delegate.

## 619 Award Ceremony

The award ceremony must not be held before the completion of the race and not before the Technical Delegate has authorized it.

The organizer has the right to present the probable winners before this time. This presentation is unofficial and is organized at a place different from that of the official award ceremony.

## 620 Start Order

### 621 Group Draw and Start Order

621.1 The classification of competitors who are present is made by the Jury

U621.2 Except for events for which an alternate method has been approved, seed points shall be used for the classification of competitors. If a competitor does not appear in the last valid seed points list, or does not supply a confirmation of national points issued by U.S. Ski & Snowboard, he shall be assigned to that group of competitors without points.

621.3 The starting order of the competitors in all alpine competitions is determined by their seed points (DH, SL, GS and SG). A first group of maximum the 15 best competitors present regardless of affiliation will be drawn.

The group may be increased if two or more competitors share the 15th rank.

All remaining competitors start in order of their seed points. All competitors without seed points will be drawn in the last group. If in the first 15 competitors present, the point difference between one and the following competitor is too great, the Jury will decide the number of competitors in the first group. The rest will start in the order of their seed points.

- U621.3.1 Adaptive athletes competing in competitions with 160 points or less in the event, will be seeded in special groups with start order: 16-20... 36-40... 56-60 ... etc. or by seed points, whichever is most favorable. (Placement within groups is by national point ranking.)
- 621.3.3 Starting order Alpine Combined
- If the SL run takes place before the DH or SG, competitors who are shown as DNS, NPS, DNF or DSQ will start the DH or SG run with their original bib after the last qualified competitor in the SL run.
- 621.4 If the number without seed points is too great, the Jury must divide them into several groups. In this case, each team announces the groups to which it wishes its competitors to belong. Each group is then drawn separately. The Jury should whenever possible, take into account the observations made during the official DH training and must divide the competitors from several teams fairly between the groups without seed points. As a rule, each team who has entered competitors without seed points puts one competitor into the first group of competitors without seed points.
- 621.5 The Jury has the right to change the starting order if they consider the condition of the course warrants it.
- 621.6 The draw must take place on the day before the race. For night races, the draw must take place at the latest before noon on the race day.
- 621.7 The first group, and the groups without seed points in DH training, must be drawn every day.
- 621.8 The draw (first group and groups without seed points) must be held in a team captains' meeting.
- A double draw is recommended with a simultaneous draw of the start number and the name of the competitor.
- 621.9 The Jury may allow a computer assisted draw. A representative of each team is required to sign the team entry at the team captains' meeting before the draw is conducted by computer.
- 621.10 Starting Order in Extraordinary Conditions (Snow Seed)
- In extraordinary conditions, the Jury may change the starting order of a DH race, a GS or a SG (when snowing, etc.). A group of at least 6 competitors, nominated in advance, start before start number 1. These six competitors are drawn from among the last 20% of the start list. They will start in reverse order of their start numbers.
- 621.11 Starting Order for the 2nd Run
- U621.11.1 Except for events for which an alternate seeding method has been approved, in competitions with two runs, the starting order for the second run is determined by the result list of the first run except for the first 30 places.
- 621.11.2 For the first 30 places the starting order is as follows:
- the 30th in the result list starts 1st
  - the 29th in the result list starts 2nd
  - the 28th in the result list starts 3rd
  - the 27th in the result list starts 4th
  - the 1st in the result list starts 30th

- from the 31st onward according to the result list of the first run.

If more than one competitor is ranked 30th, the competitor with the lowest start number will start first.

### 621.11.3 Starting Order for the 2nd Run

The Jury has the right to decide no later than one hour before the start of the first run whether the reversed order shall be reduced to the first 15 placed competitors from the first run.

U621.11.3.1 In scored SL and GS events, competitors who are shown as DNF, DSQ, or NPS in the first run can start in the second run with their original bib after the last qualified competitor if the Jury and Race Organizer allow. It is recommended that they be run in bib order. Announcement of this procedure should be made at the team captains meeting.

U621.11.3.2 Adaptive athletes who qualify for special seeding in the first run (U621.3.1) will be seeded in special groups with start order: 16-20... 36-40... 56-60... etc. or according to 621.10.2, whichever is most favorable. (Placement within groups will be by the result list of the first run.)

In the case of a Flip 30 2nd run, the special group starts in the 31st position or in the position immediately following the first run leader when the flip is other than 30.

U621.11.3.3 In non-scored SL and GS events, competitors who are shown as DNF, DSQ, DNS or NPS in the first run can start in the second run with their original bib after the last qualified competitor if the Jury and Race Organizer allow. It is recommended that they be run in bib order. Announcement of this procedure should be made at the team captains meeting

621.11.4 A start list for the second run must be published in good time and made available to teams and officials at the start for the second run.

### U621.13 Alternate Classification Methods

U621.13.1 In certain races where both runs are used for scoring purposes, the second run order may be determined by special procedures.

U621.13.2 In non-scored races other rules for determining start order may apply. These must be noted in the race announcement.

U621.13.3 There are some scored events on the calendar in which modifications to the start order procedures are used. These procedures must be approved in advance by U.S. Ski & Snowboard and the division involved, and announced on the program. Examples include:

U621.13.3.1 College and high school team races, where seeding is done on a team basis.

U621.13.3.2 Certain U21, U19, U16 and U14 events where minimum and maximum representation by seed group are stipulated.

## **622 Start Intervals**

### 622.1 Regular intervals

In DH, GS and SG, competitors will normally start at regular intervals of 60 seconds; for SL see art. 805.1. The Jury may fix different intervals.

### 622.2 Special Start Intervals

The start intervals in DH, SG and if necessary, GS may be changed under the following conditions:

622.2.2 The start interval is determined by the Jury.

622.2.3 The start interval must not be less than 40 seconds in DH and SG and 30 seconds in GS.



## **623 Re-runs**

### **623.1 Prerequisites**

623.1.1 A competitor who is obstructed while racing must stop immediately after the incident takes place and report to the nearest gate judge. He may apply to any member of the Jury for a re-run. This claim can also be made by the team captain of the obstructed competitor. The competitor should make his way to the finish along the side of the course.

623.1.2 In special situations (e.g. in case of missing gates or other technical failures), the Jury may grant a re-run.

623.1.3 When a competitor is waved down by a yellow flag, he must stop immediately. He has the right to a re-run, under the condition that the Jury considers this possible from an organizational point of view. The Jury should ensure that the competitor's re-run takes place before the last competitor on the start list of the race, or training run in the case of DH (see 705.2, 705.3).

### **623.2 Grounds for Interference**

623.2.1 Blocking of the course by an official, a spectator, an animal or other obstruction.

623.2.2 Blocking of the course by a fallen competitor who did not clear the course quickly enough.

623.2.3 Objects in the course such as a lost ski pole or the ski of a previous competitor.

623.2.4 Activities of the first aid service which obstruct the competitor.

623.2.5 Absence of a gate knocked down by a previous competitor that has not been promptly replaced.

623.2.6 Other similar incidents beyond the will and control of the competitor, which cause significant loss of speed or a lengthening of the racing line and, consequently, affect the competitor's time.

623.2.7 Interruption by an official with a "Yellow Flag" (see 623.1.3).

### **623.3 Validity of a Re-run**

623.3.1 In case the Referee or another Jury member is unable to question the appropriate officials immediately or to judge the justification for the re-run he may grant a provisional re-run, to avoid delay for the competitor. This re-run will be valid only if it is subsequently confirmed by the Jury.

623.3.2 If the competitor was already disqualified before the incident entitling him to a re-run, the re-run is not valid.

623.3.3 The provisional or subsequently approved run remains valid even if it proves slower than the obstructed one.

### **623.4 Start Time of the Re-run**

623.4.1 In the case of fixed start intervals, the competitor must start at the fixed interval after he has reported to the Start Referee in accordance with the decision of the Start Referee.

623.4.2 With non-fixed start intervals, the procedure is in accordance with the provisions of art. 805.3.

## **624 Interruption of the Run or Training**

If an interrupted run cannot be finished on the same day, it is to be treated as a terminated run.

### **624.1 By the Jury**

624.1.1 to allow course maintenance.

624.1.2 for unfavorable or inconsistent weather and snow conditions

624.1.2.1 The race is to be restarted as soon as the work on the course has finished and if

the weather and snow conditions have so changed that a fair competition can be assured.

624.1.2.2 A repeated interruption of the race ordered for the same reason should lead to a termination. A DH, a SG, as well as one run of SL or GS may not last longer than four hours.

624.2 Brief interruption

Each member of the Jury is entitled to order a brief interruption of the run, including at the request of a gate judge.

## **625 Termination of a Competition**

625.1 by the Jury

- if the competitors are significantly affected by outside disturbing influences
- if conditions arise that interfere with the fairness of the race or if the proper conduct of the race may no longer be guaranteed.

U625.2 by the Technical Delegate

- in the case of extraordinary circumstances

## **626 Report**

For all interrupted or terminated competitions (art. 624 and 625), a full and detailed report is to be made by the TD to the Competition Services. The report must contain a well-founded recommendation whether the terminated competition is to be taken into consideration for national points or not.

## **627 Not permitted to Start (NPS)**

A competitor will not be permitted to start in any competition who:

- 627.1 wears obscene names and/or symbols on clothing and equipment or behaves in an unsportsmanlike manner in the start area (205.5, 223.1.1),
- 627.2 violates the rules in regard to equipment (222),
- 627.4 trains on a course closed for competitors (614.1.4),
- 627.5 in training for DH has not participated in at least one timed training run (704.8.3),
- 627.6 does not wear a helmet that conforms to the Specifications for Competition Equipment (articles 606.4, 707, 807, 907, 1007), does not have ski brakes on their skis (art. 606.3), or does not wear or carry an official start number according to the rules (art. 606.1),

U627.8 If a competitor has actually started in a competition and is later determined by the Jury to have been in violation of these rules the Jury must sanction the competitor.

## **628 Penalties**

A penalty will be assessed by the Jury especially where the competitor:

- 628.2 alters the start number (bib) in a way that is not allowed (606.1),
- 628.3 does not wear or carry the official start number according to the rules. (606.1, 614.3),
- 628.4 skis through a gate or practices turns parallel to those required by gates on the course or otherwise violates the rules of Competitors inspection (614.3),
- 628.5 is not ready to start on time or makes a false start (613.6, 613.7, 805.3.1, 805.4),
- 628.6 violates rules of the start or starts in a manner than is not permitted by the rules (613.3),
- 628.7 requests a re-run which proves not to be valid (623.3.2),
- 628.8 continues to race after committing a gate fault or after a complete stop, or violates the rule loss of one ski (614.2.2, 614.2.3),
- 628.9 fails to cross the finish line correctly (615.3),
- 628.11 does not leave the finish area through the official exit with all the competition

- equipment used in the race (615.1.7),
- 628.13 receives outside help during a competition (661.3),
- 628.14 wears obscene names and/or symbols on clothing and equipment (art. 207.1) or behaves in an unsportsmanlike manner in the competition area (art. 205.5, 223.1.1)
- 628.15 has actually started in a competition and is later determined by the Jury to have been in violation of art. 627 rules.
- U628.16 continues on a DH, SG or GS course during a training run or race after a fall, stopping, or being overtaken. Continues on course after being passed on a SL course. Exception DH training, see art. 705.2.
- U628.17 continues on a course after losing a ski except as allowed by art. U629.4.

## **629 Disqualifications**

A competitor will be disqualified if he/she:

- 629.1 participates in the race under false pretenses,
- 629.2 jeopardizes the security of persons or property or causes actual injury or damage
- 629.3 does not pass through a gate correctly (661.4) or does not start within the time limits defined by art. 613.7.

- U629.4 loses a ski more than two gates above the finish in SL, GS or SG or more than one gate above the finish in DH.

This shall be considered a clear disqualification. The competitor may not continue on the course.

## **640 Protests**

- U640.1 A Jury may only accept a protest if it is based upon physical evidence or eyewitness testimony.

- 640.2 A Jury is only permitted to re-evaluate its previous decision where new evidence exists that relates to the original jury decision.

- 640.3 All Jury decisions are final except those that may be protested under 641. Appeals can be made as per 647.1.1.

## **641 Types of Protests**

- 641.1 Against admittance of competitors or their competition equipment,
- 641.2 Against the course or its condition,
- 641.3 Against a competitor or against an official during the race,
- 641.4 Against disqualifications,
- 641.5 Against timekeeping,
- 641.6 Against instructions of the Jury,

## **642 Place of Submittal**

The various protests are to be submitted as follows:

- 642.1 Protests according to the art. 641.1 - 641.6 at the location designated on the official notice board or at a place announced at a team captains' meeting.

- U642.2 Protest according to the art. 624 with the appropriate level appeals committee for Jury decisions.

## **643 Deadlines for Submittal**

- 643.1 Against the admittance of a competitor:

- before the draw.

- 643.2 Against the course or its condition:

- not later than 60 minutes before the beginning of the race.

- 643.3 Against a competitor or competitor's equipment or against an official because of irregular behavior during the competition:

- within 15 minutes after the last competitor has passed the finish.

- 643.4 Against disqualification:
- within 15 minutes after the posting or announcement of the disqualification.
- 643.5 Against the timekeeping:
- within 15 minutes after the posting of the unofficial result list.
- 643.6 Against all instructions of the Jury:
- immediately and no later than the deadlines for submittal of protest according to the art. 643.4.

## **644 Form of Protests**

- 644.1 Protests are to be submitted in writing.
- 644.2 As exceptions, protests according to art. 641.3, 641.4 and 641.5 can be made verbally (617.2.2).
- 644.3 Protests must be substantiated in detail. Proof must be submitted, and any evidence must be included.
- U644.4 \$50 must be deposited with the submittal of the protest; \$100 if the protest is against equipment. This deposit will be returned if the protest is upheld; otherwise it goes to the account of the organizer or to U.S. Ski & Snowboard.
- U644.4.1 The Jury may set a lesser protest fee.
- 644.5 A protest may be withdrawn by the protesting party before the publication of a decision by the Jury.
- In this case, the money deposit must be returned. A withdrawal of the protest is not possible when the Jury or a member of the Jury takes, an intermediate decision for reasons of time, e.g. a decision “with reserve”.
- 644.6 Protests not submitted on time or submitted without the protest fee are not to be considered.

## **645 Authorization**

The following are authorized to submit protests:

- participating organizations
- trainers
- team captains.

## **646 Settlement of Protests by the Jury**

- 646.1 The Jury meets to deal with the protests at a predetermined place and time fixed and announced by it.
- 646.2 In dealing with a protest against disqualification (661.4), the gate judge and, if needed, also the gate judge of the adjacent gate combinations or other involved officials, the competitor in question and the protesting team captain or trainer must be invited by the TD or Referee.
- In addition any other requested evidence such as videotape, photos, and films should be checked.
- 646.3 At the vote on the protest, only the Jury members are to be present. The TD chairs the proceedings. Minutes of the proceedings are to be kept and signed by all voting members of the Jury. The decision requires a majority of all voting members of the Jury, not just of those present. In case of a tie, the TD’s vote is decisive.
- The principle of a free evaluation of the evidence is maintained. The rules on which the decision is to be based must be applied and interpreted in such a way that fair proceedings are guaranteed.
- 646.4 The decision is to be made public immediately after the proceedings by posting on the official notice board with the publication time stated.

## **647 Right of Appeal**

### **647.1 The Appeal**

#### **U647.1.1 Can be made:**

- against the decisions of the Jury,
- against the decision of the Jury to terminate a race (625),
- against the recommendation of the Jury that a terminated competition should count for national points,
- against the official result lists. This appeal has to be directed exclusively against an obvious and proved calculation mistake.

#### **U647.1.2 Appeals must be submitted to the appropriate level Jury decision appeals committee (642.2).**

#### **647.1.3 Deadlines**

##### **U647.1.3.1 Appeals against the decisions of the Jury are to be submitted within 24 hours of their publication.**

##### **U647.1.3.2 Appeals against the official results are to be submitted to U.S. Ski & Snowboard within 30 days, including the day of the race.**

#### **647.1.4 The decision concerning appeals are taken by:**

- the appropriate Jury decision Appeals Committee

#### **647.2 Postponing effect**

The evidence submitted (protest, appeal) will not cause a postponement of the sanction.

#### **647.3 Submission**

All appeals must be in writing to be substantiated. Proof and evidence are to be included. Appeals submitted after the deadlines (647.1.3.1 and 647.1.3.2), will be declined by the appropriate Appeals Committee.

## **650 Rules about the Homologation of the Courses**

### **U650.1 General**

All sanctioned events (DH, SG, GS, and SL) both scored and non-scored, including Masters, must be run on courses that have been approved by U.S. Ski & Snowboard or by FIS. Courses not meeting the minimum vertical drops requirements will be registered, and an inspection certificate provided. Registered courses are subject to all rules pertaining to homologated courses.

#### **U650.1.1 All FIS-homologated trails are automatically accepted as meeting national course approval standards.**

#### **U650.1.2 Courses for night competitions**

All courses used for night competitions must be approved for use with artificial light. The courses must meet the illumination standards referenced by the National Ski Areas Association: Illuminating Engineering Society of North America, RP-6-01 – Sports and Recreational Area Lighting, 6.24 Skiing. The approval of these courses must be made on snow at night by the TD and Jury of the specific competition (see also ACR Section 4 U1200).

#### **U650.2 Request (application)**

The request for the homologation or re-homologation of a course is to be directed to Competition Services by submitting the application form and appropriate fee and accompanied by the documents as per art. U650.3.

#### **U650.3 Documents**

The request for the homologation of a course must be accompanied by the following documents or equivalents to the satisfaction of the inspector and the working group

chair (individual documents may be combined, if all the required information is included):

U650.3.1 A description of the course, containing:

- the name of the course
- the geographical location of the course (ski area name, town/city, state)
- the start point expressed in meters above sea level
- the finish point expressed in meters above sea level
- the vertical drop expressed in meters
- the surface length (inclined length) of the course expressed in meters
- the average, maximum and minimum gradients (in percentages)
- a summary of evacuation arrangements for injured competitors and distance to the nearest hospital in kilometers and medical facilities available on site
- possible water supply
- artificial snowmaking installations
- access to the start and finish areas - the uphill transport with the turnaround time (time necessary from Finish to Start during the event)
- a description of the places requiring nets or other protective installations ('protection plan')
- contact address with telephone, fax number, postal and email address.

U650.3.2 A map in suitable scale, with contour lines and the course drawn on it, and start and finish locations indicated, this document should show the course's location within the rest of the ski resort, lifts, other courses, parking lots, etc.

U650.3.3 A profile indicating the vertical drop and length of the course, approximately in the same scale as the topographical map per 650.4.2. (Vertical to horizontal ratio of the profile preferred to be approximately 1:1).

U650.3.4 A photograph (digital image) with adequate resolution on which the course is marked. It must be a genuine image, preferably digital, and not a graphic representation from a prospectus. The image should be provided for a normal size of 8" x 10" when printed. The photograph should be taken preferably from an opposite slope. If that is not possible, then an oblique aerial image will be acceptable. Appropriate images from online sources are acceptable.

U650.3.5 A plan of the entire course in suitable scale with all details and data indicated, such as lift towers, groups of trees, snow-making hydrants, snow fences, steep sections, curves, trail intersections, etc. and information on elevations, section and resort names. The purpose of the plan is primarily to provide condensed information on the actual state of the course, any improvements and the location of protective installations (nets, etc.).

U650.4 Appointment of an Inspector

The chair of the Alpine Courses Working Group will review the homologation application and appoint an inspector to examine the course.

The inspector for DH courses must not belong to the organization requesting a first homologation or be from the same state.

The courses proposed for homologation must comply with the technical requirements of articles 701, 801, 901 and 1001 (and/or according to the valid rules for registered courses not meeting minimum vertical drop according to these articles).

Sufficient space must be provided on DH, GS and SG courses, or on an emergency track or road or on the competition course itself, for the evacuation of competitors injured during the competition or training.

## 650.5 Homologation Procedure

### U650.5.1 The Applicant

The applicant club or organizer will send the application requesting homologation to Competition Services.

The homologation fee, according to the listing at [usskiandsnowboard.org](http://usskiandsnowboard.org), shall be submitted with the application. This sum covers the administrative costs. The inspector's daily per diem, travel, and living expenses must be paid to him or her directly by the applicant (club or ski area).

U650.5.1.1 The Applicant must accompany the Inspector during the inspection, and for DH and SG the usual course setter of the race should be present as well. If the Inspector orders only minor improvements, the condition of the courses after completion of these improvements must be reported to the Inspector as soon as possible. For more extensive work, the Inspector will decide whether an additional inspection is necessary.

U650.5.2 Competition services will check if the Applicant has reimbursed the Inspector's expenses and if not will require the Applicant to meet this obligation. The homologation certificate will only be issued if all fees, and inspector expenses, are paid.

### U650.5.3 The Inspector

After the request for homologation has been received by Competition Services, that information will be forwarded to the Chair of the Alpine Courses Working Group; the chair will appoint an inspector. The inspector promptly contacts the applicant about the time for the inspection. The inspector will request a copy of the required documentation part of the inspection package as outlined in U650.3. After the inspection, he/she writes the inspection report, noting any required improvements, marking these on the course plan. After checking all other documents, he/she sends the complete set of documents to the chair of the Alpine Courses Working Group. The latter will examine and ratify them and send a copy and a certificate to each of the following:

- U.S. Ski & Snowboard
- the applicant
- the inspector

Normally, initial inspections of a course should be done in the summer or fall. It is left to the discretion of the inspector to decide whether, in addition to the summer inspection, a second inspection in winter will be necessary in consideration of different conditions in winter. This applies especially to any additional required work to be completed, to protection recommendations and the placing of nets and other devices. Rehomologations, when there are no changes made, may be done on-snow.

### U650.5.3.1 Issue and Publication of the inspection report and documentation

The chair of the Alpine Courses Working Group will ratify the inspection report and attached documentation by signature and date. The chair may require correction of any errors or request clarification or additional documentation by the inspector and/or place prior to ratification.

If the inspection report is affirmative and no further work is needed, the chair of the Alpine Courses Working Group will send the original of the homologation certificate to the applicant and a digital copy to U.S. Ski & Snowboard.

The official list of all homologated and registered courses is available at [usskiandsnowboard.org](http://usskiandsnowboard.org).

- U650.5.4 The homologation certificate itself sets out the name and type of the course and its technical data.  
For all courses, the expiry date is indicated.  
The homologation certificate will only be issued if all fees, and inspector expenses, are paid.
- 650.5.5 Expiration of the Application  
If work requested has not been completed within four years after the inspection is carried out, or if required documentation is incomplete, and the homologation cannot be granted, the site (course) in question will be deleted from the list of pending homologation applications. For further consideration, a new application, with fee, is required.
- 650.5.6 Validity of the Homologation Certificate
- U650.5.6.1 For DH and SG courses (both approved and registered) the certificate is valid for five years from the date of issue. After that, a new application for re-homologation must be made.
- U650.5.6.2 For GS and SL courses (both approved and registered) the certificate is valid for ten years from the date of issue. After that, a new application for re-homologation must be made.
- U650.5.6.3 For all Events  
Homologation certificates are valid (within periods in art. U650.5.6.1 and U650.5.6.2) if no natural or artificial changes, or changes in the regulations, or technical requirements have occurred.  
Natural changes can consist of:  
• erosion, landslides or the terrain becoming overgrown.  
Artificial changes are:  
• the construction of buildings, lifts,  
• the construction of shelters, parks, roads or tracks etc.,  
• the installation of snowmaking hydrants, snow retention fences or other significant hardware,  
• significant tree removal or earthwork.
- U650.5.7 Compulsory Report  
The applicant must report to the inspector and to the Alpine Courses Working Group chair when any natural or artificial changes have occurred (see art. 650.5.6.3). The Chairman is then allowed to investigate and if necessary order a new inspection.
- U650.5.8 Additional Report of the TD  
Technical Delegates may submit the Additional Report of the TD to the Chairman of the Working Group for Alpine Courses whenever experiencing problems related to the race courses or non-compliance with current Rules and Regulations: it is the duty of the Chairman to investigate and in appropriate cases indicate that a reinspection may be needed. This report is to be submitted directly to the working group chair with a copy to the organizing club (only).
- U650.5.9 Relationship Between Homologation, Snow, and Weather as well as Special Conditions  
An organizer should not depend entirely on the homologation of a course, but also take note of the prevailing snow and weather conditions (e.g. a homologated DH course may be unsuitable for holding DH races when there is insufficient snow depth, unfavorable surface snow conditions, dense fog, heavy snowfall, storm or rain).



## **660 Gate Judge Instructions**

### **661 Control of Passage (Explanation) - see diagram**

661.1 Every gate judge must receive a check card along with weatherproof covering where necessary, for each run that will show:

- name of the gate judge
- number(s) of the gate(s) for which he is responsible and
- designation of the run (1st or 2nd)

661.2 If a competitor fails to pass through a gate (or gate marker) correctly according to art. 661.4 the gate judge must immediately record the competitor's bib number and the gate number(s) where the fault occurred.

661.2.1 A drawing of the fault committed is essential.

661.3 Should a competitor receive outside help, for instance after a fall, the Gate Judge must record this on his check card (628.1.3).

661.4 Correct Passage

661.4.1 A gate has been passed correctly when both the competitors' ski tips and both feet have passed across the gate line. If a competitor loses a ski without committing a fault, e.g. not by straddling a SL pole, then the tip of the remaining ski and both feet must have passed the gate line. This rule also applies when a competitor has to climb back up to a gate.

661.4.1.1 The gate line in DH, GS and SG, where a gate consists of two pairs of poles holding gate panels between them, is the shortest imaginary line between the turning pole and outside gate at snow level (661, fig. A).

661.4.1.2 The gate line in SL is the imaginary shortest line between the turning pole and the outside pole.

661.4.1.3 If a competitor removes a pole from its vertical position before both the competitor's ski tips and both feet have passed the gate line, the ski tips and feet must still pass the original gate line (marks in the snow). This is also valid in the case of a missing turning pole (or gate).

661.4.2 In Parallel SL, the passage is correct when both ski tips and both feet have passed outside the gate marker in the direction of the turn (661, fig B).

### **662 Importance of the Task of the Gate Judge**

662.1 Each gate judge should have a thorough knowledge of the competition rules. The gate judge is required to follow instructions from the Jury.

662.2 The decision handed down by the gate judge must be clear and unbiased. The gate judge must declare a fault only when he is convinced that a fault has been committed.

662.3 The gate judge can consult the adjacent gate judge in order to confirm his opinion. He can even demand via a member of the Jury that the race be briefly interrupted, so that a check can be made of the tracks on the course.

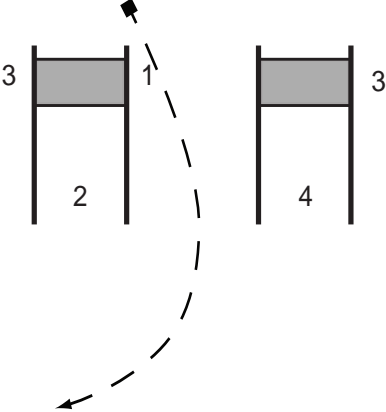
662.4 When an adjacent gate judge, a member of the Jury, or an official video controller makes a report concerning a competitor which differs from the notes of the gate judge in question, the Jury may freely interpret these notes in view of a possible disqualification of a competitor or of a decision concerning a protest.

### **663 Giving Information to a Competitor**

663.1 A competitor, in the case of an error or a fall, is permitted to ask the gate judge if a fault was committed, and the gate judge, if asked, must inform a competitor if he has committed a fault that would lead to disqualification.

U663.1.1 In either case with a clear, decisive voice, the gate judge answers the competitor's question or informs him with one of the following words:

Fig A Giant Slalom/ Super G/ Downhill



- 1. Turning Pole
- 2. Turning Gate
- 3. Outside Pole
- 4. Outside Gate

Fig B Parallel

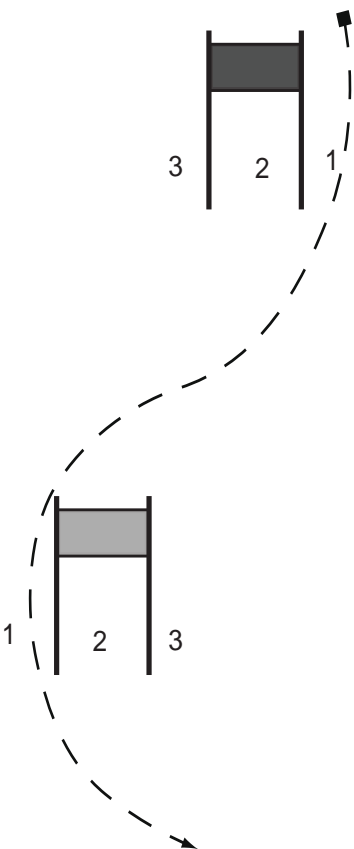


Fig C Slalom



- “Go!” if the competitor should expect no disqualification, since the gate judge has ruled the gate passage as correct,
- “Back!” if the competitor may expect disqualification.

663.2 The competitor himself is fully responsible for his action and, he cannot hold the gate judge responsible.

## **664 Immediate Announcement of Disqualifying Faults**

664.1 The Jury may decide that the gate judge will signal a disqualifying fault immediately by raising a flag of a particular color, by a sound signal, or by other means as provided by the organizers (670 video control).

664.2 The gate judge must record all infringements on his check card regardless of immediate announcements.

664.3 The gate judge is required to give information to the Jury members on request.

## **665 Duties of the Gate Judge on completion of the 1st and 2nd run**

665.1 The chief gate judge (or his assistant) is required to collect all the check cards immediately after each run and to pass them on to the Referee in the finish.

## **666 Duties of the Gate Judge at the Conclusion of the Race**

666.1 Each gate judge who has recorded a disqualifying fault or who has been witness to an incident leading to a re-run must be available to the Jury until after the settlement of any protests.

666.2 It is the responsibility of the Technical Delegate to dismiss a gate judge who is waiting to be called by the Jury.

## **667 Supplemental Duties of the Gate Judge**

667.1 The gate judge may be asked to perform other duties after he performs his required function, including the replacement of gate poles and torn or missing panels.

667.2 He should assist in keeping the course clear and removing any markings made on the course by competitor or third parties.

667.3 A competitor who is obstructed during his run must stop immediately and report this to the nearest gate judge. The gate judge must enter the details of the incident on his check card and have the card available for the Jury at the end of the 1st or 2nd run. The competitor may apply to any member of the Jury for a re-run.

## **668 Location and Support of the Gate Judge**

668.1 The gate judge must be so placed that he can properly observe the terrain, gates and course sections which he is responsible. He should be near enough to be able to take prompt action, but distant enough not to hinder the competitor.

668.2 Organizers are obliged to outfit the gate judges so that they are readily identifiable. Identification or clothing should be of a color that will not be confused with a gate panel.

668.3 The gate judge must be in their location well before the start of the run. Organizers should provide gate judges with protective clothing against adverse weather where necessary and should provide some form of nourishment during the run.

668.4 Any equipment necessary to permit the gate judge to perform his assigned duties should be provided.

## **669 Number of Gate Judges**

669.1 The organizer is responsible for having a sufficient number of competent gate judges available.

669.2 The organizer must inform the Jury of the number of gate judges available for the training and particularly for the race.

## **670 Video control**

When the organizer has equipment for official video control, the Jury will appoint

an official video controller. The duties of the video controller are to observe the competitors passage on the course.

## **680 Poles**

All poles used in the alpine events are described as slalom poles and are either rigid poles or flex poles.

### **680.1 Rigid Poles**

Must be round, uniform poles with a diameter between a minimum of 20 mm and a maximum of 32 mm without joints. They must be of such a length that when set, they project about 1.80 m out of the snow and they must be made of a non-splintering material (plastic, plasticized bamboo or material with similar properties).

### **680.2 Flex poles**

Flex poles are fitted with a spring loaded hinge. They must conform to FIS specifications.

#### **680.2.1 Use of Flex poles**

Flex poles must be used for all alpine competitions except DH. The use of flex-poles may be requested by the Jury for DH.

##### **680.2.1.1 SL**

The slalom poles must be colored red or blue. The turning pole must be a flex-pole.

##### **680.2.1.2 GS and SG**

In GS and SG two pairs of slalom poles are used, each pair carrying a gate panel. The panels should be fixed or tied so they should tear or break away from one pole. The turning pole(s) must be flex-pole(s).

#### **680.2.2 FIS Specifications for Flex Poles**

All further details in regard to construction and functioning of the flex poles are regulated in the valid FIS Specifications for flex poles.

## **690 Gate panels for Giant Slalom, Super-G and Downhill**

All sanctioned GS, SG and DH competitions (including masters competitions) must use gate panels which conform to the current FIS specifications. A list of homologated panels is published on the FIS website. Articles 701.3.2, 901.2.2 and 1001.3.2 remain valid.

### **690.1 Release in case of collision**

Gate panels should release from the pole when a competitor gets caught by it. The gate panel must meet the test requirements for this as defined in the specifications for Gate Panel Homologation.

### **690.2 No removal during normal collision with the pole**

During normal collisions, the gate panel should not release from the pole. The gate panel must meet the test requirements for this defined in the specifications for Gate Panel Homologation.

### **690.3 Wind permeability**

The panel must be made of wind-permeable material.

### **690.4 Advertising on Panels**

Advertising on panels should not reduce wind permeability and the release mechanism of the panels.

# Thank You

to the following uniform partners  
of U.S. Ski & Snowboard

**BURTON**

**L.L.Bean**

Smartwool.



SPYDER

**SWIX**

## 700 Downhill (DH)

U700.1 For scored and non-scored competitions that include U16 and U14 athletes, refer to art. U1253 and to the “Children’s Course Setting Specifications Matrix” later in this chapter for vertical drop, course setting and other information including specific exceptions and modifications to this section.

U700.2 Only athletes U14 and older can participate in DH competitions.

### 701 Technical Data

701.1 Vertical Drop

- 400 m - 500 m

• In U19 and older only competitions, maximum vertical drop may be expanded to 700 m.

701.2 Course Length

The course length has to be measured by a measuring tape, wheel or GPS and printed on the start and the results list.

701.3 Gates

701.3.1 A DH gate consists of four slalom poles and two panels.

701.3.1.1 Courses are marked with red or blue gates (701.3.2).

701.3.1.2 If men and women use the same course, the additional gates for women must be blue.

701.3.2 For gate panels rectangular cloth panels are to be used, approximately 0.75 m wide by 0.5 m high. They are to be fastened on the poles, so that they can be recognized as easily as possible by the competitors. In place of red a luminous orange color may be used. In the event that the safety netting is the same color as the gate panels (usually red or blue), where the gates cannot be seen properly against the backdrop of the safety netting, an alternative color for the gate panels (usually blue or red) may be used on those gates.

701.3.3 The width of the gates must be at least 8 m.

### 702 The Courses

702.1 Joint Regulations for DH Courses

702.2 General Characteristics of the Courses

A DH is characterized by the six components of technique, courage, speed, risk, physical condition and judgment. It must be possible to ski the DH course from the start to the finish with different speeds. The athlete adapts speed and performance to his ski technical skills and to his individual self-responsible judgment.

702.3 Particular Regulations for the Course Layout

Courses should normally be approximately 30 m wide. The inspector assigned for course homologation decides whether this width is sufficient and if necessary may order widening. He can also permit a width of less than 30 m depending on the line and terrain requirements, as long as the areas of the course before and after the narrow part permit this. Fall zones should be planned, where necessary, on the outside of curves. Possibilities to control speed should be made specifically for the approach to lips, drop offs and jumps.

Not all parts of the course need necessarily to be skied at full speed.

Surfaces may be left in their natural state.

Obstacles against which competitors may be thrown by leaving the course should be as well protected as possible with high safety nets, safety fences, pads or similar means if necessary, together with slip-sheets.

The function of safety installations must withstand weather conditions typical for alpine skiing.

#### 702.4 Means of Transport

Access to the start must be provided by lifts or shuttle service.

### **703 Course Setting**

#### 703.1 Setting of the Gates

##### 703.1.1 Gates shall be set to delineate the desired racing line.

##### 703.1.2 Before difficult jumps and difficult passages the speed should be controlled by appropriate course setting where possible.

##### 703.1.3 At places where the outside gate must be removed, in exceptional cases decided by the Jury, the turning gate serves as a gate. (see art. 904.3)

#### 703.2 Preparation and Inspection of the Course

##### 703.2.1 For all DH competitions listed in the calendar, the race course should be completely prepared and race-ready before the first Jury inspection. It should be available with all of the installations as set out in the technical advisor's or homologation report, or as agreed between the organizer and TD prior to the arrival of the teams.

##### 703.2.2 Before the start of the training on the first official training day, there must be an inspection by the Jury with the technical advisor, if present and generally also in the presence of the team captains or trainers.

##### 703.2.3 Before the start of the first official training the competitors shall conduct a complete inspection of the course.

##### 703.2.4 The members of the Jury shall be available at the finish to receive requests and suggestions regarding the course, training, etc. from the competitors and trainers.

### **704 Official Training**

#### 704.1 Obligation to Participate

The official training forms an integral part of the competition. The competitors are required to participate in the training.

All qualified competitors entered for the competition must have been entered and drawn in all official training runs. This is also valid where substitutes are authorized by special rules.

#### 704.2 Duration

Three days should be scheduled for the inspection and official training.

##### 704.2.1 A reduction in the number of training days, or at least one training run, may be decided on by the Jury.

##### 704.2.2 The official training need not necessarily be on consecutive days.

#### 704.3 Race-ready Preparation

The entire facilities (start, course, and finish area) must be completely prepared as for racing by the first official training day.

##### 704.3.1 All crowd control barriers must be completed.

#### 704.4 First Aid and Medical Service

The first aid and medical services must be completely operational during all training times.

#### 704.6 Training Numbers

Competitors must wear training numbers (bibs) for all official training.

#### 704.7 Starting Order

The Start Referee, or an official appointed by the Jury, must verify from a start list that the competitors start training in the order of the training start list, and that start intervals are maintained.

- 704.8 Timed Training
- 704.8.1 During at least one of the last two training days the times must be taken.
- 704.8.2 Recorded times must be given to the team captains at latest at the team captains meeting but may also be announced over the loud speaker or published on the scoreboard after each competitors run.
- 704.8.3 A competitor must participate in at least one timed training run.
- 704.8.4 In case of a fall, or stopping, or being overtaken during a training run, the competitor must leave the race line. Continuing on the DH training run is not permitted. He may, however, move along the edge of the course to the finish.
- 704.8.5 In case of atmospheric changes (snowfall etc.) between the last training day and the day of the race, an inspection of the course may be organized for the competitors on the day of the race.
- 704.8.6 Whenever possible, one training should take place at the same time as that scheduled for the race.

## **705 Yellow Flag**

- 705.1 Inspection
 

The Jury may define the position of the yellow flags for the training and for the race if required which can be waved to alert the next competitor. The flags must be positioned before the first inspection and should be recognizable by the competitors.
- 705.2 Training
 

When a competitor is stopped in training by the yellow flag, he has the right to restart from the point where he has been stopped.

At the request of the competitor, a Jury member may allow him a re-run if this is possible from the point of view of the organization and any delay resulting there from. If a re-run is approved it is the responsibility of the competitor to present himself to the start referee before the last competitor has started, otherwise this approval will be withdrawn.
- 705.3 Race
 

When a competitor is stopped during the race he has the right to a re-run provided that the Jury considers this possible from an organizational point of view. The Jury should ensure that the competitor's re-run takes place before the last competitor on the start list of the race.
- U705.3.1 In case of being stopped, a fall, or being overtaken (in either a race or a training run), the competitor must leave the race course. Continuing on the course is not permitted. The competitor should move along the edge of the course to the first available exit.
- 705.4 Obligation
 

When a competitor is waved down by a yellow flag he must stop immediately.
- 705.5 Commands
 

On the command "start stop!" or "start stop, yellow flag" the Start Referee must close the start. He must respond immediately via radio confirming that the start is closed, and state the start number of the last competitor to have started as well of the start number of the competitor held at the start ("start stop confirmed, number 23 on course, number 24 at the start").

The Jury member who called the "start stop" is also responsible for requesting yellow flag(s) that are necessary to stop competitor(s) on course.



## **706 Execution of the Downhill**

- 706.1 Downhill in One Run  
A DH will be carried out in one run.
- 706.2 Downhill in Two Runs
- 706.2.1 A DH in two runs can be organized.
- U706.2.1.1 The combined time of the two runs must be a minimum of 60 seconds.
- 706.2.2 The result will be determined by the addition of the two run times.  
The rule “Starting order for the 2nd run” (621.11) will be used.
- 706.2.3 All the rules for the DH are valid for the race in two runs. The Jury will rule in case of problems caused by the course, the training and the two runs.
- 706.2.4 The two runs should be run on the same day.
- U706.2.6 In instances where the vertical drop requirements cannot be met, but the total time is sufficient for scoring, the TD must indicate in the report and on the race transmittal sheet that the race should be scored despite the vertical drop deficiency.

## **707 Helmets**

All competitors and forerunners must wear a helmet for official training as well as for the race that meets the Equipment Specifications. See information later in the chapter under “Additional Regulations - Helmets”.

Soft ear protection is only permitted for helmets used in SL.

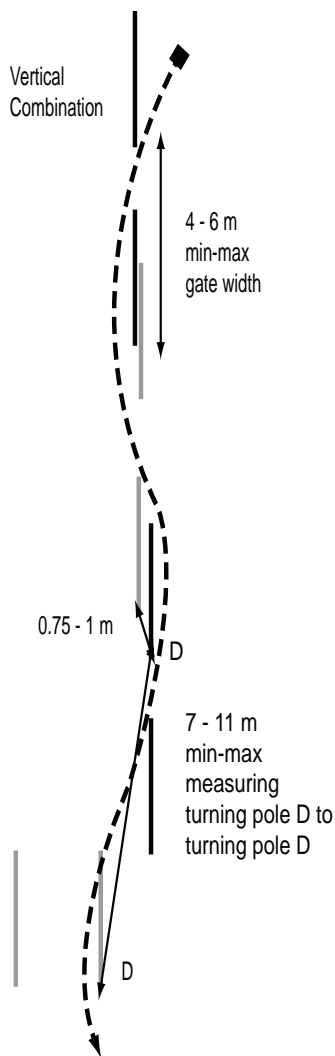
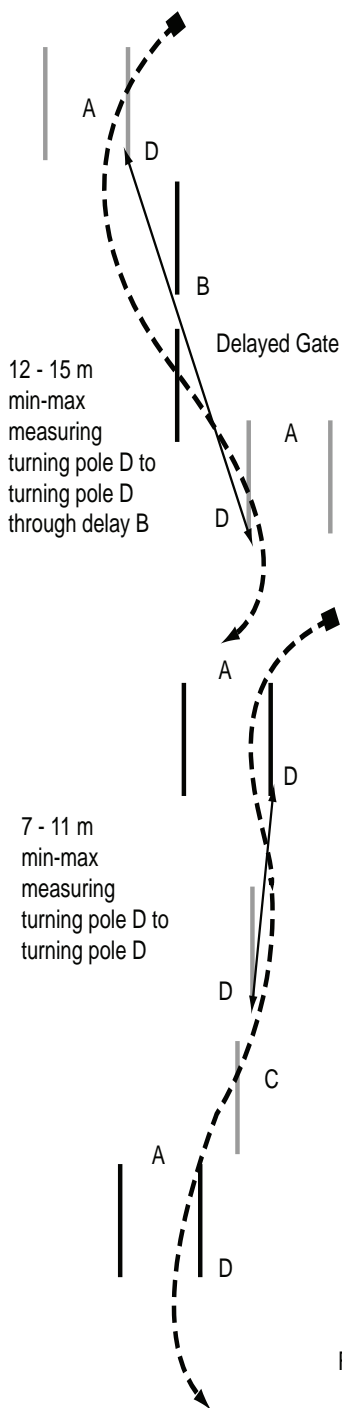
Helmet mounted cameras are not allowed.

## **800 Slalom (SL)**

- U800.1 For scored and non-scored competitions that include U16 and younger athletes, refer to art. U1254 and to the “Course Setting Specifications” later in this chapter for vertical drop, course setting and other information including specific exceptions and modifications to this section.

## **801 Technical Data**

- 801.1 Vertical Drop
- 100-160 m
  - In U19 and older only competitions, maximum vertical drop may be expanded to 200 m
- U801.1 If the topography of a region does not permit a SL with the required vertical drop, a shorter course may be used. The combined time of the two runs must be a minimum of 50 seconds.
- U801.2 In instances where the vertical drop requirements cannot be met, but the total time is sufficient for scoring, the TD must indicate in the report and on the race transmittal sheet that the race should be scored despite the vertical drop deficiency.
- U801.3 Events may be conducted on parallel courses. For this course, specifications for Parallel events should be used. ACR 1222. All other rules for SL apply.
- 801.2 Gates
- 801.2.1 A slalom gate consists of two poles (art. 680) or where there is no outside pole the gate will consist of a turning pole.
- 801.2.2 Consecutive gates must alternate in blue and red.
- 801.2.3 A gate must have a minimum width of 4 m and a maximum of 6 m.  
The distance from turning pole to turning pole of successive gates must not be less than 7 m and not more than 11 m.  
The distance between gate combinations (hairpin or vertical) must not be less than 0.75 m and not more than 1 m. The gates in hairpin or vertical combinations must



- A: Open Gate
- B: Delayed Gate
- C: Vertical Gate
- D: Turning Pole

For non-scored specifications see U1250-U1254

be set in a straight line. Delayed gates must have a minimum distance of 12 m and a maximum distance of 15 m from turning pole to turning pole.

## **802 The Courses**

### **802.1 General Characteristics of the Course**

802.1.1 The course must be set on slopes with a gradient of approximately 33% to 45%. It may even be below approximately 33%, but may exceed approximately 52% only in very short parts of the course.

802.1.2 The ideal SL course, taking into consideration the drop and the gradient specified above, must include a series of turns designed to allow the competitors to combine speed with neat execution and precision of turns.

802.1.3 The SL should permit the rapid completion of all turns. The course should not require acrobatics incompatible with normal ski technique. It should be a technically clever composition of figures suited to the terrain, linked by single and multiple gates, allowing a fluent run, but testing the widest variety of ski technique, including changes of direction with very different radii. Gates should never be set only down the fall line, but so that some full turns are required, interspersed with traverses.

### **802.1.4 Preparation of the Course**

SL competitions must be raced on a course surface that is as hard as possible. If snow falls during the race, the chief of course must ensure that it is packed or, if possible, removed from the course.

### **802.2 Width**

The course should normally be approximately 40 m wide, if two runs are set on the same slope.

## **803 Course Setting**

### **803.1 Course Setters**

#### **803.1.1 Pre-inspection**

This inspection must be carried out by the course setter before he sets the course. The SL should correspond to the average ability of the first 30 competitors.

#### **803.2 Number of Gates and Combinations of Gates**

A SL must contain horizontal (open) and vertical (closed) gates as well as a minimum of one and a maximum of three vertical combinations consisting of three to four gates and at least three hairpin-combinations. It must also contain a minimum of one and a maximum of three delay combinations.

#### **803.3 Gates and Combinations of Gates - see image next page**

The most important types of gates and combinations of gates are: horizontal (open) gates, vertical (closed) gates, vertical combinations, hairpin-combinations and delay gate combinations.

#### **803.4 Setting**

In setting a SL the following principles should be observed:

803.4.1 Avoidance of monotonous series of standardized combinations of gates.

803.4.2 Gates, which impose on competitors too sudden sharp braking, should be avoided, as they spoil the fluency of the run without increasing the difficulties a modern SL should have.

803.4.3 It is advisable before difficult combinations of gates to set at least one gate that allows the competitor to ski through the difficult combination under control.

803.4.4 It is not advisable to set difficult gate passages either right at the beginning or end of the course. The last gates should be rather fast, so that the competitor passes the finish at a good speed.

- 803.4.5 Where possible, the last gate should not be too close to the finish. It should direct competitors toward the middle part of the finish. If the width of the slope necessitates it, the last gate can be common to both courses, provided the prescribed alternation of blue and red gates is maintained.
- 803.4.6 The slalom poles should be fixed (screwed) in by the chief of course or his assistants immediately after they have been set, so that the course setter can supervise the operation.
- 803.5 Checking the SL Course
- The Jury must check that the course is ready for racing once the course setter has set it, paying special attention that:
- the slalom poles are firmly fixed (screwed) in.
  - the gates are in the right color order.
  - if necessary, the position of the poles is marked.
  - the numbers are in the right order on the outside poles.
  - the poles are high enough above the snow.
  - the two SL courses are far enough from each other to avoid misleading the competitors.
  - the reserve poles are correctly placed not to mislead the competitors.
  - start and finish are in accordance with art. 613 and 615.

## **804 Single Pole Slalom**

All rules of the ACR are valid, except as follows:

- 804.1 Single pole SL is permitted in national competitions.
- 804.2 A single pole SL has no outside pole, except for the first and the last gate, delay gates and combinations (hairpin vertical).
- 804.3 Where there is no outside pole, both feet and ski tips must have passed the turning pole on the same side, following the normal race line of the SL crossing the imaginary line from turning pole to turning pole. If a competitor loses a ski, without committing a fault, e.g. not by straddling a pole, then the tip of the remaining ski and both feet must meet both requirements. If the competitor has not correctly passed the imaginary line from turning pole to turning pole and does not follow the normal race line, then he has to climb back up and pass around the missed turning pole. Where there is an outside pole (first and last gate, delay gate and combinations - hairpin, vertical) art. 661.4.1 is valid. (see also U629.4)

## **805 The Start**

### **805.1 Start Intervals**

The start takes place at irregular intervals in SL. The chief of timing and calculations or his assistant tells the starter when each competitor should start, in agreement with the Jury. The competitor on the course need not have passed the finish line before the next competitor starts.

### **805.2 Starting Order**

805.2.1 In the first run in sequence of the start numbers.

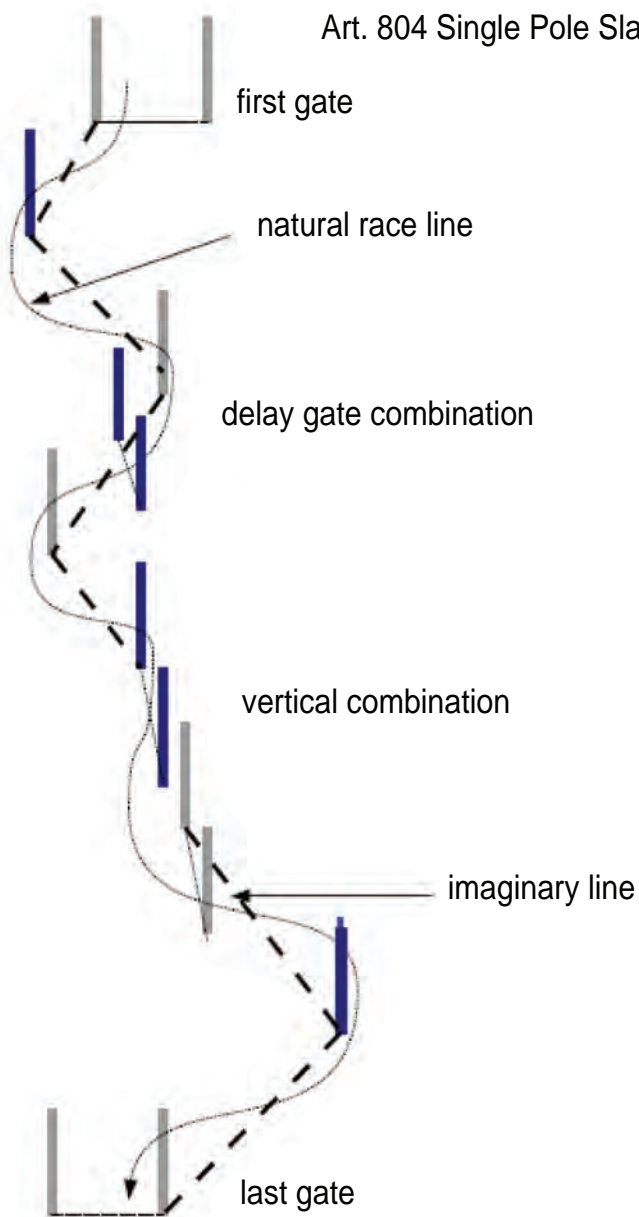
805.2.2 For the second run see art. 621.11.

### **805.3 Start Signal**

As soon as the starter has received the order for the next start, he gives the competitor the warning "Ready" and a few seconds later the start signal "Go!". The competitor must start within about 10 seconds after this order.

805.3.1 A competitor must appear at latest one minute after being called by the official. Early start times caused by the non-arrival of preceding competitors have to be

## Art. 804 Single Pole Slalom



taken into account. The start referee may however, permit a delay that in his opinion is due to “force majeure”. In doubtful cases he may allow the competitor a provisional start, inserted in the normal starting order. The start referee will make the necessary decisions.

#### 805.4 Valid Start and False Start

Each competitor must start according to the art. 805.3, otherwise he will be disqualified.

### 806 Execution of the Slalom

#### 806.1 Two runs

A SL must always be decided by two runs on two different courses. Both courses must be used one after the other in the order decided by the Jury. Division of the competitors into two groups starting simultaneously on both courses is not permitted. Whenever possible, both runs should be held on the same day.

#### U806.2 Limitations in the Second Run

Only in collegiate events may the Jury reduce the number of competitors in the second run to half, provided that notice was given in the invitation or on the official notice board before the race started, and at the team captains’ meeting before the draw.

#### 806.3 Video and Film Control

A video or film control is recommended.

### 807 Helmets

All competitors and forerunners must wear a helmet for official training as well as for the race that meets the Equipment Specifications. See information later in the chapter under “Additional Regulations - Helmets”.

Soft ear protection is only permitted for helmets used in SL.

Helmet mounted cameras are not allowed.

## 900 Giant Slalom (GS)

U900.1 For scored and non-scored competitions that include U16 and younger athletes, refer to art. U1255 and to the “Course Setting Specifications” later in this chapter for vertical drop, course setting and other information including specific exceptions and modifications to this section.

### 901 Technical Data

#### 901.1 Vertical Drop

- 250-350 m

- In U19 and older only competitions, maximum vertical drop may be expanded to 450 m for men and 400 m for women.

U901.1.1 If the topography of a region does not permit a GS with the required vertical drop, a shorter course may be used. The combined time of the two runs must be a minimum of 50 seconds.

U901.1.2 In instances where the vertical drop requirements cannot be met, but the total time is sufficient for scoring, the TD must indicate in the report and on the race transmittal sheet that the race should be scored despite the vertical drop deficiency.

U901.1.3 Events may be conducted on parallel courses. For this course, specifications for Parallel events should be used. ACR 1222. All other rules for GS apply.

#### 901.2 The Gates

901.2.1 A GS gate consists of four slalom poles (art. 690) and two gate panels.

901.2.2 The gates must be alternately red and blue. The gate panels are to be approximately 75 cm wide and approximately 50 cm high. They are fastened between the poles so

that the lower edge of the panel is approximately 1 m above the snow and should be capable of tearing or breaking away from the pole. (also art. 690)

- 901.2.3 The gates must be at least 4 m and at most 8 m wide. The distance between the nearest poles of two successive gates must not be less than 10 m.

## **902 The Courses**

### **902.1 General Characteristics of the Courses**

The terrain should preferably be undulating and hilly. The course should normally have a width of approximately 40 m.

The inspector authorized to homologate the course decides whether this width is adequate and if necessary can order it to be widened. He can also permit a width of less than approximately 40 m depending on the line and terrain requirements, as long as the areas of the course before and after the narrow part enable this.

### **902.2 Preparation of the Course**

The course must be prepared as for the DH race. The parts of the course where gates are set and where competitors have to turn must be prepared as for a SL.

## **903 Course Setting**

### **903.1 Setting**

In setting a GS the following principles should be observed:

- 903.1.1 Both runs can be set on the same course, but the second run must be re-set.

- 903.1.2 The skillful use of the ground when setting a GS is, in most cases, even more important than for a SL, since combinations play a less important role owing to the prescribed width of the gates and the greater distances between them. It is therefore better to set mainly single gates, while exploiting the ground to the utmost. Combinations can be set, but mainly on uninteresting terrain.

- 903.1.3 A GS consists of a variety of long, medium and short turns. The competitor should be free to choose his own line between the gates. The full width of a hill should be used wherever possible. At places where the outside gate must be removed, in exceptional cases decided by the Jury, the turning gate serves as a gate.

## **904 Single Gate Giant Slalom**

All rules of the ACR are valid, except as follows:

- 904.1 Single gate GS is permitted.

- 904.2 A single gate GS has no outside gate, except for the first and the last gate and delay gates.

- 904.3 Where there is no outside gate, both feet and ski tips must have passed the turning pole of the turning gate on the same side, following the normal race line of the GS crossing the imaginary line from turning pole to turning pole. If a competitor loses a ski, without committing a fault, e.g. not by straddling a pole, then the tip of the remaining ski and both feet must meet both requirements. Where there is an outside gate (first and last gate, delayed gate) art. 661.4.1 is valid. (see also U629.4)

- 904.4 All rules and regulations dealing with the width of the course should be considered, as if there is an imaginary outside gate.

## **905 The Start**

- 905.1 In the first run according to the start numbers (art. 621.3 and 622).

- 905.2 Starting order for the second run see art. 621.11.

## **906 Execution of the Giant Slalom**

906.1 A GS must always be decided by two runs (men and ladies). The second run may be held on the same course, but the gates must be reset. Whenever possible, both runs should be held on the same day.

### **U906.2 Limitations in the Second Run**

Only in collegiate events may the Jury reduce the number of competitors in the second run to half, provided that notice was given in the invitation or on the official notice board before the race started, and at the team captains' meeting before the draw.

### **906.3 Video Control**

Article 806.3 is applied - if possible - also for GS.

## **907 Helmets**

All competitors and forerunners must wear a helmet for official training as well as for the race that meets the Equipment Specifications. See information later in the chapter under "Additional Regulations - Helmets".

Soft ear protection is only permitted for helmets used in SL.

Helmet mounted cameras are not allowed.

## **1000 Super G (SG)**

U1000.1 For scored and non-scored competitions that include U16 and younger athletes, refer to art. U1256 and to the "Course Setting Specifications" later in this chapter for vertical drop, course setting and other information including specific exceptions and modifications to this section.

U1000.2 Only athletes U12 and older can participate in SG competitions.

## **1001 Technical Data**

### **1001.1 Vertical Drop**

- 300-450 m

- In U19 and older only competitions, maximum vertical drop may be expanded to 600 m

U1001.1 If the topography of a region does not permit a SG with the required vertical drop, a shorter course may be used. The time of the run must be a minimum of 40 seconds.

### **1001.2 Length of the Course**

The length of the course must be measured with either a measuring tape, wheel or GPS and has to be published on the start list and the results.

### **1001.3 Gates**

1001.3.1 A SG gate consists of four slalom poles (art. 680.2.1.2) and two gate panels.

1001.3.2 The gates must be alternately red and blue. The gate panels are to be approximately 75 cm wide and approximately 50 cm high. They are fastened between the poles so that the lower edge of the panel is approximately 1 m above the snow and should be capable of tearing or breaking away.

1001.3.3 The gates must be at least 6 m and at most 8 m wide for open gates and at least 8 m and at most 12 m for vertical gates. The gate panels are fastened in such a way so they should tear or break away. (also art. 690)

U1001.3.4 The distance between the turning poles of two successive gates must be at least 25 m (exception: 1003.1.1).

Exception U16 and younger competitions (see Course Setting Specifications).

## **1002 The Courses**

### **1002.1 General Characteristics of the Courses**



The terrain should be undulating and hilly if possible. The course should normally have a width of approximately 30 m.

The inspector authorized to homologate the course decides whether this width is adequate and if necessary can order it to be widened. He can also permit a width of less than approximately 30 m depending on the line and terrain requirements, as long as the areas of the course before and after the narrow part enable this.

#### 1002.2 Preparation of the Course

The course must be prepared like a DH course. The course sections on which there are gates and where the competitors alter their directions must be prepared like in SL.

#### 1002.3 Free-skiing on the Competition Hill

The competitor should be given the opportunity to free ski on the closed competition hill before the course is set if possible.

### 1003 Course Setting

#### 1003.1 Setting

In setting a SG the following principles should be observed:

1003.1.1 It is recommended to set the gates to make the best use of the terrain. Gate combinations according to art. 803.3 are allowed only in small numbers. The distance between the successive turning poles can in this case be less than 25 m, but must be at least 15 m.

1003.1.2 A SG should contain a variety of long and medium turns. The competitor should be absolutely free to choose his own line between the gates. It is not permitted to set only down the fall-line of the slope.

1003.1.2.1 At places where the outside gate must be removed, in exceptional cases decided by the Jury, the turning gate serves as a gate.

1003.1.3 Where the terrain allows it, jumps may be set.

1003.1.4 Children's SG should be carried out in a form of varied run. The basic form should consist of jumps and gliding elements. The choice of course and course setting has to follow the speed and the children's level of skill. The children should learn controlled speed and gliding.

#### U1003.2 Official Training

U1003.2.1 Courses that involve jumps should be preceded by at least one run on a training course set on the course used for the actual competition. The training course should be similar to the intended race course.

U1003.2.2 The jury may waive this training requirement if conditions warrant; for example if there is a DH immediately preceding on the same course in which all competitors participate.

### 1005 Start

Starting order and start intervals according to art. 621.3 and 622.

### 1006 Execution of the Super G

A SG will be carried out in one run.

### 1007 Helmets

All competitors and forerunners must wear a helmet for official training as well as for the race that meets the Equipment Specifications. See information later in the chapter under "Additional Regulations - Helmets".

Soft ear protection is only permitted for helmets used in SL.

Helmet mounted cameras are not allowed.

### 1008 Yellow Zones

Article 705 also applies.

## **1100 Combined**

### **1100.1 Common Rules**

Based on arts. 201.6.2 and 201.6.9 Alpine Combined competitions may be held according to the technical regulations of the events and special regulations approved by FIS.

U1100.2 Combined competitions may be held at all levels. When special rules apply, these rules are considered an integral part of the ACR.

1100.3 The following possibilities of Combined events are possible:

- Alpine Combined (AC)
- Classical Combined (K)

1100.4 Combined competitions may be held as Single or Team events.

1100.5 Starting numbers given to the competitors for the first run remain the same for all runs.

1100.6 The results of a Combined competition are only counted if the competitor takes part in each event of the Combined and appears in the intermediate results.

1100.7 The Combined results are calculated by adding the race times of the single events or runs. Special forms of Combined events (art. 1103) can be calculated according to other regulations.

1100.8 The Organizing Committee must state in the invitation how many competitors are qualified for the second and any subsequent runs. The Jury may change this number.

1100.9 The start order is determined for each event according to art. 621.

1100.10 Only interim results may be published for those events or runs already completed. The official results are only published when all events or runs have been completed.

1100.11 The sequence of the different races to be combined may be decided by the Organizers and must be announced in the race notice and the program. Changes may be made by the Jury.

### **1101 Alpine Combined (AC)**

1101.1 Is the result of a DH or SG run and a single SL run held according to the technical regulations for SL and those for DH or SG. The AC event consists of two runs.

1101.2 DH and SG events of AC must be held on courses specifically homologated or registered for DH or SG respectively. The SL may be held on these courses.

1101.3 If possible both runs should be held on one day (exceptions can only be decided by the Jury).

### **1102 Classical Combined (K)**

1102.1 Is the result of a DH and a SL. Each event is to be considered separately.

## **U1200 Competitions under Artificial Light**

U1200.1 The running of competitions under artificial lights is permitted.

U1200.2 The lighting must meet the following specifications.

U1200.2.1 Courses must meet the lightning standards referenced by the National Ski Areas Association: Illuminating Engineering Society of North America, RP-6-01 – Sports and Recreational Area Lighting, 6.24 Skiing. Lighting should be as uniform as possible so that excessively bright and dark areas may be avoided.

U1200.2.1.1 On request of the TD or other Jury member, the organizer shall provide an affidavit attesting that the lighting on the homologated/registered trail to be used meets or exceeds the lighting standard referenced in U1200.2.1.

U1200.2.2 The lights must be placed so that the light does not alter the topography of the course. The light must show the competitor the exact picture of the terrain and must not alter the depth perception and precision.

U1200.2.3 The lights should not cast the competitor's shadow into the racing line and should not blind the competitor by glare.

U1200.3 The TD together with the Jury must check ahead of time that the lighting conforms to the rules.

U1200.4 The TD must submit a supplementary report on the quality of the lighting.

## **U1220 Team Competitions**

U1220.1 The staging of team competitions is permitted.

## **U1226 Parallel/Dual Events**

U1226.1.1 It is acceptable to use other start gates that do not ensure simultaneous release provided that the timing system is set to measure net times.

U1230.1.1 Heats may be conducted with one run. In this case the better seeded athlete will receive lane choice and the result of the run will determine who advances to the next round.

U1230.2.1.1 Qualification run(s) can be conducted to determine the formation of heats. The order of this run can be determined by GS or SL seeding or alternate seeding methods. The order and format of the qualification run(s) must be announced in the race notice and confirmed at the Team Captains meeting. Changes must be communicated to the Team Captains not less than one hour prior to the scheduled start of the run(s).

U1230.2.1.2 Qualification with one run. All athletes of the same gender will take one run on the same course to determine the formation of the heats.

U1230.2.1.4 It is possible to limit the size of the final brackets to 8 or 16 competitors. In any case the same table will be used with competitors paired accordingly (i.e. 1st and 16th etc.).

U1230.2.2.1 The competitors may receive numbers based on alternate seeding methods.

U1232.5.1 The Penalty time may be 5% of the fastest single run qualification time with a 1.5 second maximum. The jury may set the penalty time in other ways up to the maximum of 1.5 seconds.

U1233 Suggested format

- all athletes will take two qualifying runs with combined times used to seed the brackets
- the top 16 men and women will be advanced to brackets

- penalty time shall be 5% of the fastest single run time with a 1.5 second maximum. This is calculated separately for each gender or group racing.
- brackets will be conducted as a two run event with maximum time that can be won or lost in the first run as the calculated penalty time. Athletes change courses for the second run.
- differential time will be used if start gates that have controlled release are available. Net times will be used if starts use a wand.

## **U1250 Youth Competitions**

### **U1251 General Regulations**

### **U1252 Regulations for Organization**

- U1252.1 In the choice of courses, attention must be given that one is dealing with competitors who are children in their growing years during their physical development and these factors must be given appropriate importance.
- U1252.2 The course setter in setting the course should take particular consideration of the physical ability of the competitors.
- U1252.3 For regulations related to flex poles, see the Flex Pole section later in this chapter.

### **U1253 U14 and Older Downhill (DH)**

- U1253.1 Only U14 and older athletes may take part in DH.
- U1253.2 Vertical Drop and Course Setting  
For vertical drop and course settings, see the Course Setting Specification later in this chapter.
- U1253.3 Except as specifically modified, the rules for DH (700) also apply to non-scored DH for U14s.

### **U1254 U16 and Younger Slalom (SL)**

- U1254.1 The course should have no special technical difficulties. The SL is conducted in one or two runs.
- U1254.2 Vertical Drop and Course Setting  
For vertical drop and course settings, see the Course Setting Specification later in this chapter.
- U1254.3 When using flex poles, protective clothing is recommended.
- U1254.4 Except as specifically modified, the rules for SL (800) also apply to non-scored SL for U16s and younger.

### **U1255 U16 and younger Giant Slalom (GS)**

- U1255.1 GS for children may be conducted in one or two runs.
- U1255.2 Vertical Drop and Course Setting  
For vertical drop and course settings, see the Course Setting Specification later in this chapter.
- U1255.3 Except as specifically modified, the rules for GS (900) also apply to GS for U16 and younger.

### **U1256 U12 and Older Super G (SG)**

- U1256.1 Only U12 and older athletes may take part in SG.
- U1256.2 Vertical Drop and Course Setting  
For vertical drop and course settings, see the Course Setting Specification later in this chapter.
- U1256.3 For SG, based upon hill topography and field ability, the Jury may increase the gates to a maximum of 14% of vertical drop (counting only those requiring change of direction).

U1256.4 Official training for U12 and U14 SG must include at least one SG training run prior to the first competition. Official training for U12 and U14 SG events is an integral part of the competition and all athletes are required to participate. In exception cases, which must be documented in the jury minutes, a controlled free-ski run may be authorized in lieu of an official training run. If racing with U16 athletes, U1256.4 applies: U14 and younger athletes must be provided a training run as provisioned in this rule.

U1256.5 Except as specifically modified, the rules for SG (1000) also apply to non-scored U12 and older SG.

### **U1257 Starting Order**

U1257.1 Regional and divisional associations may use the procedures of art. 621 or they may adopt special rules for determining the start order for the first run in these competitions.

### **U1258 Starting Order for the 2nd Run**

In the second run, the thirty best finishers of the first run start in reverse order, the remaining competitors in the order of their first run placing. Article 621.11.3 applies.

U1258.1 Regional and divisional associations may adopt special rules for determining the start order of the second run in lieu of 1258.

### **U1259 Children's Kombi**

The children's Kombi consists of a mixture of standard turns and gates. The event meets developmental needs for this age group, creating a tactical awareness by blending sections of different gates in a flowing, rhythmical, constantly changing pattern. Results may be determined by combined times of each run, or each run may be classified separately. The Jury must indicate the method in advance.

U1259.1 Course Setting

U1259.1.1 The racer's speed must be controlled when transitioning from one section to a different section and the course setting should allow skiers a smooth transition from jumps or waves back into the course.

U1259.1.2 Common course characteristics and recommendations

- the course should test the skier's ability to react and adapt to an ever changing rhythm and radius, but allow the competitors smooth transition between the various sections of gates.
- building terrain is optional but not necessary as the course itself should apply enough demand. Use creativity with available terrain.
- include a minimum of one jump.
- avoid gates that cause sudden braking and deceleration.
- use the entire slope and natural terrain and skiing across the fall line as often as possible.
- the first and last gates should lead the skier comfortably.
- forerunners or course testers should be available for course setting.

U1259.1.3 Gates

- gates may consist of one or two poles. If outside gate is used, it must be the same type as turning gate (stubbie gate with stubbie gate, SL gate with SL gate, GS panel with GS panel).
- consecutive gates must alternate in red and blue.

U1259.2 Kombi Design

There can be two different forms of the Kombi:

- SL/GS format (technical orientation) - setting with stubbies, SL gates and GS

gates or colored ground indicators, and

- GS/SG format (speed orientation) - setting with GS and SG gates or colored ground indicators.

The selected race style must be announced on the race notice prior to the race and again at the first team captains meeting.

#### U1259.3 SL/GS Kombi: Technical Data

##### U1259.3.1 Vertical Drop and Course Setting

For vertical drop and course settings, see the Course Setting Specification later in this chapter.

##### U1259.3.2 Course characteristics and recommendations:

- there are no minimum or maximum number of turns required.
- recommended to have a minimum of five different sections.
- it is recommended to use only a single pole for vertical combinations.
- there should be at least one section of stubby gates.

#### U1259.4 GS/SG Kombi: Technical Data

##### U1259.4.1 Vertical Drop and Course Setting

For vertical drop and course settings, see the Course Setting Specification later in this chapter.

##### U1259.4.2 Course characteristics and recommendations:

- recommended to have 3-5 different sections.

#### U1259.5 Kombi Inspection

A normal one run inspection, with a set inspection time is suggested. The concept is to test reaction and adaptability from a standard amount of inspection time.

#### U1259.6 Number of runs

The Jury should decide on the number of runs by the first team captains meeting.

#### U1259.7 Rules

U1259.7.1 Except as specifically modified, the rules for SL (800) also apply to non-scored SL/GS Kombi for U16s and younger.

U1259.7.2 Except as specifically modified, the rules for GS (900) also apply to non-scored GS/SG Kombi for U16s and younger.

#### U1259.8 Starting order

See U1257.

### U1260 National Race Points

U1260.1 The formula for the calculation of the race points permits the translation into points of the time differences between the winner and all other classified competitors.

U1260.2 The formula for the calculation of the race points is the following:

$$P = ((F \times Tr) / Tw) - F \text{ or } P = ((Tr / Tw) - 1) \times F$$

P: Race points

F: A constant, different for each event, based on the CM according to the equation:

$$F = 60 / (CM - 1)$$

Tr: Time of the classified competitors in seconds

Tw: Time of the winner in seconds

U1260.3 The F values of the different events (DH, SL, GS, SG, AC) are published by U.S. Ski & Snowboard for the season.

U1260.4 The race points are needed to establish the ranking for a race in connection with the national points of the competitors, for determining the race penalty.

## **U1270 National Points**

U1270.1.1 The national points of the competitors registered with U.S. Ski & Snowboard are established according to the rules established by the Alpine Classification Working Group.

U1270.2 The national points lists based on these rules form the basis for the division of the competitors according to points. The corresponding commentary (Rules of the Points) is part of these competition rules and will be renewed annually.

U1270.3 Use of the National Points

National points are used particularly for:

- establishing the quotas at competitions
- as a basis for the grouping and draw of the competitors at races and in training
- establishing the race penalty (in connection with the race points)
- establishing the penalties for injury status and for professional obligations etc.
- establishing the qualifications for the existing competition categories.

# **ADDITIONAL REGULATIONS**

---

## **FIS Registration**

All athletes wishing to compete in FIS events must be inscribed to the FIS points list. Registrations will be made on the list closing date (see calendar of important dates at the beginning of this book) with FIS numbers available on the valid date.

## **Meet Financial Obligations**

Competitors who have outstanding debts with U.S. Ski & Snowboard may be subject to disciplinary sanction, including exclusion from competitions. Outstanding debts, as established by law, to competition organizations, ski areas, food and lodging establishments, retail shops, etc. may be considered as violations of the Code of Conduct as well as being subject to civil and criminal actions.

## **Geographic Affiliation/Designation**

A racer shall affiliate as an athlete of the region and division in which he/she is training during the majority of the northern hemisphere competition season. The designation must be made at the start of the season and must be abided by the racer for the entire season. Any conflicts must be resolved before participation; contact the regional office.

Requests for in-season changes of affiliation must be made in writing to the Alpine Development Director. Such in-season changes may result in loss or default of regional and divisional qualifying status.

Exception: U.S. Ski Team and National Training Group members retain their home affiliations.

## **Ski Brakes**

Regardless of standheight within these limits, ski brakes which are functional with the actual ski/plate/binding in use are required and are the responsibility of the respective producers and the athletes. Ski brakes used by competitors in all events, including master's events, must be functional and comply with all related FIS requirements.

## **Gate Panels**

See section 690.

## Flex Poles

- All USA FIS and national scored events must use FIS homologated flex poles.
- All poles on a course must be of uniform height and diameter.
- For national scored SL events, women should use FIS type B poles, and men can use FIS type A or FIS type B poles (type B recommended).
- For U16 SL events, poles must be full length; women should use FIS type B poles and men can use FIS type A or FIS type B poles (type B recommended).
- For U14s and younger SL events, poles must be FIS type B and be 60" in height off the snow surface. This applies to events that are exclusive to U14 and younger; it is not applicable to mixed age races which include athletes U14 and older. Stubby poles are allowed for U14 and younger non-scored events.
- In GS, SG and DH, poles should be full height for all age groups and genders. U14s and younger should use FIS type B poles.

Definition – FIS type B poles are 25-28.9 mm in diameter, and FIS type A poles are 29-32 mm in diameter.

## Helmets

Equipment is the responsibility of the athlete and in the case of a minor, their parents or guardians. Equipment must be maintained and utilized in accordance with manufacturer's instruction.

In FIS competitions, international competition rules will apply.

Helmets designed and manufactured for the particular event of ski racing being contested are required for all competitors and forerunners in all scored and non-scored events, and official training. Helmets must bear a CE mark and conform to recognized and appropriate standards such as CEH.Din 1077, ASTM F2040, SNELL S98 or RS 98.

Athletes U14 and older must use helmets that meet the new FIS standards for all sanctioned GS, SG and DH competitions.

In Kombi competitions, athletes must use the helmets designed for GS, SG, or DH.

Helmets must cover the head and ears. Helmets with spoilers or edges that stick out are not permitted. Protective features integral to the event being contested, such as chin guards on SL helmets are permitted. Soft ear protection is only permitted for helmets used in SL and P.

Helmet mounted cameras are not allowed on helmets in official training or competition.

U.S. Ski & Snowboard does not wish for officials to disqualify, or deny entry or starts to an athlete because the athlete has personalized his/her helmet with stickers, glitter, helmet cam mounts or other applications.

U.S. Ski & Snowboard does not specify nor recommend nor make any warranties as to the fitness for use of any particular ski helmet design or brand name. U.S. Ski & Snowboard undertakes no responsibility, liability or duties to any competitor in connection with the requirement that helmets be utilized. It is the sole responsibility of the competitor to select an appropriate helmet for accident protection in ski racing.

Caution: Age and use affect the protective qualities of all safety helmets. Some older helmets and any helmets that have been damaged either in a racing fall or from other impact may no longer provide sufficient protection – even if there are no visible indications of damage.

Anyone with questions regarding their helmet should contact the manufacturer for any specific guidelines regarding its safety or use.



## **Cameras**

Helmet and body mounted cameras are not allowed in sanctioned competitions.

Cameras which are integrated into a pair of goggles are allowed at FIS (FIS, FISU, NJR, ENL), scored and non-scored (including masters) competitions. They are not allowed at World Cup, Continental Cup (NorAm Cup) or National Championship competitions.

U.S. Ski & snowboard and/or FIS respectively, retain all commercial media exploitation rights arising in connection with the Event; personal non-commercial use of images and video is allowed.

## **Drones and Aerial Photography**

Any use of aerial drones must comply with Federal, State and Local laws as well as Ski Area regulations.

If a drone operator can show compliance with those regulations, at the discretion of the Jury, a drone may be used as a point of view (POV) camera prior to forerunners. Drones may not be used during the actual conduct of the competition.

U.S. Ski & Snowboard and/or FIS respectively, retain all commercial media exploitation rights arising in connection with the event; personal non-commercial use of images and video is allowed.

## **Homologated Timing Equipment**





The current list of homologated timers, startgates and photocells tested by the FIS timing working group and approved by the FIS rules committee can be found at [fis-ski.com](http://fis-ski.com)

## **Masters Specific Rules**

To offer a schedule of events consistent across the nation, the masters have adopted a set of rules for participation, conduct, and course setting. These rules are to be used to conduct all sanctioned masters events. In general, Masters competition follows the rules set by FIS and U.S. Ski & Snowboard for alpine skiing events as set forth in the Alpine Competition Guide (ACR) and the FIS ICR. However, there are some rules and race procedures that are specific to masters competitions which are published in the Masters Competition Guide. The rules specific to masters have “M” rule numbers and follow the organization of the ACR.

# Course Setting Specifications

2018-19 U.S. Ski & Snowboard Alpine Course Setting Specifications (Scored and Non-Scored)

		U10 and younger	U12	U14	U16 and Older
Downhill (DH) 700 and U1253	Distance between gates			Max. 50 m	As required
	Vertical drop			Max. 350 m	Max. 500 m <sup>1</sup>
	Direction changes			As required	As required
Slalom (SL) 800 and U1254	Distance between gates	Combination 4-6 m; Open 6-10 m; Delay 11-14 m	Max. 120 m	Combination 4-6 m; Open 7-11 m; Delay 12-15 m	Max. 160 m <sup>1</sup>
	Vertical drop			Max. 140 m	3-6 hairpins; 1-3 verticals (3-4 gates); 1-3 delays
	Additional requirements			2-4 hairpins; 1-2 verticals (max. 3 gates); 1-3 delays	Open 15-27 m; Delay min. 10 m between successive gates and max. 35 m from turning pole to turning pole
Giant Slalom (GS) 900 and U1255	Distance between gates	Open 15-22 m; Delay min. 8 m between successive gates and max. 30 m from turning pole to turning pole	Max. 250 m	Open 15-25 m; Delay min. 10 m between successive gates and max. 35 m from turning pole to turning pole	Open 15-27 m; Delay min. 10 m between successive gates and max. 35 m from turning pole to turning pole
	Vertical drop			Max. 300 m	Max. 350 m <sup>1</sup>
	Additional requirements			Variety of terrain suggested	
Super G (SG) 1000 and U1256	Distance between gates		Open 22-35 m; Delay min. 10 m between successive gates and max. 45 m from turning pole to turning pole	Open 25-40 m; Delay min. 15 m between successive gates and max. 50 m from turning pole to turning pole	Open 25-45 m; Delay min. 15 m between successive gates and max. 55 m from turning pole to turning pole
	Vertical drop			Max. 300 m	Max. 450 m <sup>1</sup>
	Additional requirements			Training run required (U1256.4) <sup>3</sup>	Min. of 1 jump recommended
Parallel	Distance between gates		Variety of terrain suggested	10-20 m <sup>2</sup>	Training run recommended (U1003.2.1)
	Maximum vertical drop			100 m	
	Distance between gates			SL 6-10 m, GS 12-20 m	
Kombi - SL/GS U1259	Maximum vertical drop	150 m	180 m	200 m	

<sup>1</sup> In U19 and Older only competition, maximum vertical drop may be expanded to DH: 700 m, SL: 200 m, GS: 400 m for women and 450 m for men, SG: 600 m

<sup>2</sup> Distance between courses should be 8-12 m.

<sup>3</sup> U1256.4 – Official training for U12 and U14 SG must include at least one SG training run prior to the first competition. Official training for U12 and U14 SG events is an integral part of the competition and all athletes are required to participate. In exceptional cases, which must be documented in the jury minutes, a controlled free-ski run may be authorized in lieu of an official training run. If racing with U16 athletes, U1256.4 applies: U14 and younger athletes must be provided a training run as provisioned in this rule.

\* Crossover between age categories for SL, GS, SG, Kombi and SkillsQuest is encouraged. Where multiple age classes are competing, course setting guidelines will be based on the guidelines for one class older than the youngest class (for example, if a race has U10, U12 and U14 racers, it should use the U12 course setting guidelines) except in DH where course setting guidelines will be based on the youngest class participating.

# Competition Equipment Rules

NOTE: The jury is empowered to prevent an athlete from starting if equipment is deemed inappropriate for the event being contested.

## U19 and Older Equipment

Description	Event	FIS	National
<b>Ski Length</b>  Ski length measurement tolerance +/- 1 cm  ** -5 cm tolerance for FIS/ENL competition  * -10 cm tolerance for Men U19 first-year athletes	DH Ladies	210 cm min. **	183 cm min.
	DH Men	218 cm min. **	183 cm min.
	SG Ladies	205 cm min. **	183 cm min.
	SG Men	210 cm min. **	183 cm min.
	GS Ladies	188 cm min. **	No rule
	GS Men	193 cm min. **	No rule
	SL Ladies	155 cm min.	130 cm min.
	SL Men	165 cm min. *	130 cm min.
<b>Radius</b>	DH Ladies & Men	50 m min.	30 m min.
	SG Ladies	40 m min.	30 m min.
	SG Men	45 m min.	30 m min.
	GS Ladies & Men	30 m min.	17 m min.
	SL Ladies & Men	No rule	No rule
<b>Profile width in front of Binding</b>	DH Ladies & Men	95 mm max.	No rule
	SG Ladies & Men	95 mm max.	No rule
	GS Ladies & Men	103 mm max.	No rule
	SL Ladies & Men	No rule	No rule
<b>Profile width under Binding</b>	DH Ladies & Men	65 mm max.	No rule
	SG Ladies & Men	65 mm max.	No rule
	GS Ladies & Men	65 mm max.	No rule
	SL Ladies & Men	63 mm min.	No rule
<b>Stand Height</b> (ski / plate / binding)	all events	50 mm max.	50 mm max.
<b>Boot Height</b> (from sole to top of foot bed)	all events	43 mm max.	43 mm max.

## U16 Equipment

Description	Event	FIS	National
<b>Ski Length</b>  Ski length measurement tolerance +/- 1 cm	DH Ladies & Men	No rule	183 cm min.
	SG Ladies & Men	183 cm min.	183 cm min.
	GS Ladies & Men	188 cm max.	No rule
	SL Ladies & Men	130 cm min.	130 cm min.
<b>Radius</b>	DH Ladies & Men	No rule	30 m min.
	SG Ladies & Men	30 m min.	30 m min.
	GS Ladies & Men	17 m min.	17 m min.
	SL Ladies & Men	No rule	No rule
<b>Profile width under binding</b>	SG Ladies & Men	65 mm max.	No rule
	GS Ladies & Men	65 mm max.	No rule
<b>Stand Height</b> (ski / plate / binding)	all events	50 mm max.	50 mm max.
<b>Boot Height</b> (from sole to top of foot bed)	all events	43 mm max.	43 mm max.

## U14 Equipment

Description	Event	FIS	National
<b>Ski Length</b>  Ski length measurement tolerance +/- 1 cm	DH Ladies & Men	No rule	No rule
	SG Ladies & Men	No rule	No rule
	GS Ladies & Men	188 cm max.	No rule
	SL Ladies & Men	130 cm min.	130 cm min.
<b>Radius</b>	DH Ladies & Men	No rule	17 m min.
	SG Ladies & Men	No rule	17 m min.
	GS Ladies & Men	17 m min.	17 m min.
	SL Ladies & Men	No rule	No rule
<b>Profile width under binding</b>	SG Ladies & Men	65 mm max.	No rule
	GS Ladies & Men	65 mm max.	No rule
<b>Stand Height</b> (ski / plate / binding)	all events	50 mm max.	50 mm max.
<b>Boot Height</b> (from sole to top of foot bed)	all events	43 mm max.	43 mm max.

## U12 and Younger Equipment

U12 and younger athletes should limit skis based upon the recommendations in the Alpine Training System and the Course Setting matrix.

- U12 - two pairs (SL, GS), length ski/size appropriate.
- U10 - one pair (multi-event), length ski/size appropriate

# Masters Equipment

U.S. Ski & Snowboard Masters rules conform to the FIS Masters equipment rules. Competitors in Masters events are recommended to compete on equipment designed for the particular event (DH, SL, GS, SG); there are no recommendations in regards to ski length, radius or profile width. Maximum stand height is 50 mm. Maximum boot height is 45 mm.

For FIS Masters Competitions, equipment rules in regard to ski length (except SG), radius and profile width are recommendations. The minimum ski length for SG skis is compulsory for MAS races. No length, width or ski radius restriction for ladies above 55 and men above 65 years of age. The FIS recommendations for ski length, ski radius and profile width can be found in the current FIS Specifications for Competition Equipment.

# ADAPTIVE COMPETITION RULES

Complete adaptive competition rules, including classes for competitors and factors are available at [usparalympic.org](http://usparalympic.org).

## The “Golden Rule”

To encourage adaptive competitors to participation in sanctioned competitions, the Alpine Sport Committee has adopted special seeding rules for adaptive competitors. The “Golden Rule”, so called because Adaptive World Champion Diana Golden first proposed it, authorizes a special start order for adaptive competitors within the seed and draw as follows:

1st Run: Seeding in special groups with start order: 16-20... 36-40... 56-60..., etc. or by national points, whichever is more favorable. Placement within groups by U.S. Paralympic Alpine Team ranking among the adaptive competitors entered.

2nd Run: Seeding in the same special groups or by normal Bibbo order, whichever is more favorable. Placement within groups according to first run finish order among adaptive competitors.

2nd Run Bibbo other than 15: In the case of a “flip-30” 2nd run, the special group starts in the 31st position or in the position immediately following the first run leader when the flip is other than 30.

Note: Entry requirements and eligibility criteria are based on published rules for all competitor members. In addition, individual race organizers and the responsible regional and divisional association, may invite adaptive competitors to sanctioned events for which these competitors otherwise might not be eligible.

## Handicap Factor System hold this here

This system for comparing the various handicapped classes ‘on par’ applies to adaptive competitions only. It is not applied to adaptive competitors participating in ‘able-bodied’ races. Except for the specific application of the Golden Rule, adaptive competitors participating in able-bodied races do so according to the rules, procedures and scoring of those races.

To find your factored time take your real time, look up your adaptive factor on the factor sheet published. Multiply raw time by your disability factor to get your “unofficial factored time”.

1st Run				Disability 1st Run	
Racer	Class	Real Time	X	Factor	Time
J. Doe	L2	56.38	X	.9175758 =	51.73
J. Doe	L4	56.39	X	.9820047 =	55.37

Second run start order is calculated using factored times with first 15 racers reversed.

Disability factors are updated annually. They include results from World Championships, World Cups, Paralympics and major North American races. Factor sheets and other information can be obtained from at [teamusa.org/us-paralympics](http://teamusa.org/us-paralympics).

# COURSE APPROVALS

---

The purpose of the homologation and inspection is four-fold:

- the inspection indicates that the course involved meets FIS and/or U.S. Ski & Snowboard standards as appropriate - when properly prepared and with 'protection' in place according to the instructions of the inspector and, in some cases, a FIS technical advisor.
- the inspection confirms that the course meets the technical requirements as described in the report.
- the report itself provides valuable data to the FIS and/or U.S. Ski & Snowboard and is used to confirm that calendared races do, in fact, meet the required standards.
- finally, but certainly not least important, the inspection offers the opportunity for an expert to make suggestions to the ski area operator and race organizer regarding the preparation and use of the facility.

Information on the intended use of the trail, ski area/race organizer relations and current stage of development will be requested to assure that homologation can be carried out in a well-coordinated manner.

Schedule agreements are not to be executed in the absence of a FIS or U.S. Ski & Snowboard homologation, or U.S. Ski & Snowboard registration, for that course and event, subject to waiver for courses for which homologation applications have been submitted.

Homologation and registration is event specific: DH=DH, SG=SG, GS=GS, SL=SL. For example, the setting of a SG course on many existing DH trails may require additional technical and safety considerations. In some situations, it may not be possible to establish a SG course on an existing DH trail that cannot be altered to fit the technical requirements of the SG (i.e. turning gates).

## Application for Inspection and Approval

Ski areas and race organizers interested in pursuing homologation should review the information at [usskiandsnowboard.org](http://usskiandsnowboard.org), the requirements set forth in article 650 of the ACR, and complete and submit the application. Applications with appropriate fees are to be sent to Competition Services.

Once an application and payment has been received, that information will be given to the Courses Working Group Chair, who will then assign an inspector.

### FIS Course Homologation

All requests for FIS course homologation or rehomologation shall be made by submitting the official application form to Competition Services staff no later than August 15 each year – and preferably prior to May 15. Completed reports should be submitted to the chair by the inspectors by September 30 each year.

All FIS races must be held on a FIS homologated trail, inspected and approved in advance of calendaring by an inspector of the FIS Alpine Courses Subcommittee.

The homologation process for FIS trails involves assembling a report on the technical aspects of the course prior to inspection by the FIS representative. (For new DHs a qualified person from outside the U.S. must make the inspection.)

Following a satisfactory inspection, the USA representatives to the FIS Alpine Courses Subcommittee will transmit the completed report and required documentation to the FIS. The approved file and validated homologation certificate are returned by FIS and appear on the FIS and U.S. Ski & Snowboard websites.

## **U.S. Ski & Snowboard (National) Course Approval**

All scored sanctioned alpine events must be conducted on U.S. Ski & Snowboard (or FIS) homologated courses. 'Protective' measures and course setting must conform to the inspection report, parallel to FIS requirements.

All scored events must be conducted on a homologated course and meet minimum vertical drop requirements. (Exception: registered courses with penalty adjustments – additional and minimum penalties).

Non-scored events must be conducted on a homologated course or on a registered course. A registered course is one that does not meet the vertical drop requirements but does comply with course setting and other regulations. Application, fee, inspection, and report are required for the approval process for registered courses as well as for homologated courses.

All FIS-homologated trails are automatically accepted as meeting national course approval standards specific to the event provided that reinspections are current.

Requests for course homologation, registration or rehomologation/registration shall be made by submitting the application to Competition Services staff no later than Sept. 15 each year – and preferably prior to May 15. Completed reports should be submitted to the chair by Oct. 31 each year.

## **Rehomologation and Course Approval Maintenance**

All homologated DH and SG courses, FIS and national (both approved and registered) must be re-inspected and re-homologated/re-approved/re-registered every five years, or sooner if major alterations are made in the course or related facilities, to assure that they meet current standards, according to FIS and/or national competition regulations and as set forth in the inspection report.

All homologated GS and SL courses, FIS and national (both homologated and registered) must be re-inspected and re-homologated/re-approved/re-registered every ten years, or sooner if major alterations are made in the course or related facilities, to assure that they meet current standards, according to FIS and/or national competition regulations and as set forth in the inspection report.

FIS and national courses not re-inspected by the end of the 5-year, or 10-year interval are deleted from FIS and U.S. Ski & Snowboard listings of approved courses.

The re-inspection process requires an on-site inspection and completion of the appropriate inspection form, FIS or national, and the associated documentation/exhibits. The inspector will determine whether improvements are necessary.

## **Homologation Fees and Inspectors' Expenses**

Additional information on homologations, including an application form and fees, can be found at [usskiandsnowboard.org](http://usskiandsnowboard.org).

Fees for both FIS and national homologation are payable to 'Alpine Course Approvals' and shall be remitted with the application when sent to Competition Services staff.

### **Inspectors' Expenses - FIS and U.S. Ski & Snowboard**

Course inspectors' expenses, for both FIS and national homologation and re-homologation, are reimbursed directly by the requesting or responsible area, club or race organization, as indicated on the application requesting homologation, to the inspector upon presentation of an expense statement and/or voucher. In addition to expenses (travel, meals, etc.) inspectors are paid a rate of \$120 per day for FIS inspections and \$75 per day for national inspections. Inspectors are paid for travel days of four hours or greater as well as inspection days. Should the applicant not provide the required course documentation as outlined in article 650 the inspector may charge additional fess up to the FIS per day limit per report.

# Thank You

to the following licensees and suppliers  
of U.S. Ski & Snowboard





# Thank You

to the following licensees and suppliers  
of U.S. Ski & Snowboard



# CONCUSSION CHECKLIST

## Signs and Symptoms

Athletes who show or report one or more of the signs and symptoms listed below, or simply say they just “don’t feel right” after a bump, blow, or jolt to the head or body, may have a concussion or more serious brain injury.

<b>Signs Observed by Coaches / Officials</b>	<b>Symptoms Reported by Athlete</b>
<b>Appears dazed or stunned</b>	<b>Headache or "pressure" in head</b>
<b>Moves clumsily</b>	<b>Nausea or vomiting</b>
<b>Answers questions slowly</b>	<b>Balance problems or dizziness</b>
<b>Loses consciousness (even briefly)</b>	<b>Double or blurry vision</b>
<b>Shows behavior, or personality changes</b>	<b>Bothered by light or noise</b>
<b>Can't recall events prior to hit or fall</b>	<b>Feeling sluggish, hazy, foggy or groggy</b>
<b>Can't recall events after hit or fall</b>	<b>Confusion, or concentration or memory problems</b>
	<b>Just not "feeling right" or feeling down</b>

## Action Plan

If you suspect that an athlete has a concussion

1. Remove the athlete from training and competition,
2. Provide athlete/family with U.S. Ski & Snowboard's concussion information and medical evaluation forms,
3. Notify [jeff.weinman@usskiandsnowboard.org](mailto:jeff.weinman@usskiandsnowboard.org) of suspected concussion,
4. The athlete will be placed on U.S. Ski & Snowboard medical hold until the completed medical evaluation form is received with the signature of a medical professional who has been trained in concussion management within the past three years.

## More Information

[cdc.gov/HeadsUp](https://cdc.gov/HeadsUp)



OFFICIAL  
SUPPLIER



## **White to Gold Program**

*20% off HKD snowmaking equipment  
to U.S. Ski & Snowboard member clubs*

*Contact Ian Jarrett (508) 878-3798*

Nothing is IMPOSSIBLE.  
Not even a  
DELICIOUS protein drink.



Rockin' Protein is the official protein beverage of the U.S. Ski & Snowboard Team. Because it starts with pure, fresh Shamrock Farms milk, Rockin' Protein is the perfect combination of high-quality protein and delicious taste. It has what athletes of all levels need to feel and perform their best.

#ResultsAreDelicious [f](#) [t](#) [i](#)



**SKI &  
SNOWBOARD**  
OFFICIAL PROTEIN BEVERAGE