

# AAMHL Standings

Winter 2025

December 23, 2025

## Regular Season

Team	Pts	Won	Lost	Tied	GF	GA	GS	GNA
1 42 North Social House	15	7	0	1	37	15	6	9
2 Corby Energy Services	10	5	3	0	31	30	8	7
3 AstroTurf	10	4	2	2	29	21	2	7
4 Peterson Electric Inc.	9	3	2	3	26	23	5	6
5 Jets Pizza	9	3	2	3	22	27	1	6
6 North Peak Brewing Co.	7	2	3	3	28	31	2	10
7 Davey Tree	6	1	3	4	22	26	4	2
8 Forward Design Build	5	2	5	1	26	28	3	5
9 A&W Restaurant	5	2	5	1	25	29	1	7
10 Ann Arbor Rug and Carp	4	1	5	2	19	35	2	8

GF = Goals for; GA = Goals against; GS = Goals by substitute players; GNA = Goals unassisted

Regular season rank rules: 1-points; 2-most wins (regulation time only); 3-head-to-head; 4-goals for; 5-goals against

## PlayOff Season

Team	Pts	Won	Lost	Tied	GF	GA	GS	GNA
1	0	0	0	0	0	0	0	0
2	0	0	0	0	0	0	0	0
3	0	0	0	0	0	0	0	0
4	0	0	0	0	0	0	0	0
5	0	0	0	0	0	0	0	0
6	0	0	0	0	0	0	0	0
7	0	0	0	0	0	0	0	0
8	0	0	0	0	0	0	0	0
9	0	0	0	0	0	0	0	0
10	0	0	0	0	0	0	0	0

Rank: 1-points; 2-most playoff wins; 3- head-to-head playoff pts; 4-head-to-head reg. season; 5-regular season standings

No playoff points will be awarded to a team that is playing with fewer than 11 players.

## Player stats.: Top two from each team for each category

Team	Name	Goals	Assists	Total Pts.	Name	Pnlty Min.	Penalty Violation	
42N	O'Brien M. (12)	8	Foster D. (4)	9	O'Brien M. (12)	13	Ahquist S (7)	4
42N	Ideson R. (9)	7	McBride R. (8)	6	Foster D. (4)	12	Foster D. (4)	2
AAR	Montalban (8)	6	Jilek J. (13)	5	Jilek J. (13)	10	Schueler D (17)	4
AAR	Jilek J. (13)	5	Lynn K. (40)	3	Montalban (8)	9	Bartolacci (12)	2
AST	Huntzicker (21)	8	Erps S. (9)	6	Huntzicker (21)	12	Erps S. (9)	4
AST	Erps S. (9)	4	Was A. (17)	6	Erps S. (9)	10	Waltz S. (18)	4
AWR	Lewis J. (69)	8	Hattie M. (40)	8	Lewis J. (69)	14	Wilkins F. (19)	4
AWR	Joffe Brya (22)	5	Lewis J. (69)	6	Hattie M. (40)	12	Clavier A. (9)	2
CES	Klempay T. (6)	5	Langrock E (22)	6	Klempay T. (6)	10	Copp A. (9)	2
CES	Joffe E. (40)	4	Klempay T. (6)	5	Langrock E (22)	10	Frusti P. (7)	2
DVY	Hescheles (8)	4	Nilsson J. (11)	6	Nilsson J. (11)	8	Udager A. (20)	4
DVY	Hutton C. (16)	3	Perry B. (7)	3	Hescheles (8)	6	Bourne B. (10)	2
FDB	Weiler C. (15)	6	Weiler C. (15)	5	Weiler C. (15)	11	Blackburn (4)	2
FDB	Dickinson (5)	5	Grantham L (11)	4	Dickinson (5)	8	Dickinson (5)	2
JET	Porter J. (8)	7	Stevens D. (9)	7	Stevens D. (9)	11	Black S. (12)	2
JET	Stevens D. (9)	4	Black S. (12)	3	Porter J. (8)	10	Crawford M (10)	2
NPB	Aliff D. (8)	6	Jefferson (19)	3	Marentette (9)	8	Aliff D. (8)	2
NPB	Marentette (9)	5	Marentette (9)	3	Aliff D. (8)	7	Erps R. (14)	2
PET	Maltese C. (13)	7	Maltese C. (13)	6	Maltese C. (13)	13	Opsahl Jef (19)	4
PET	Opsahl Jef (19)	5	Heald D. (17)	5	Allen C. (11)	8	Nesbitt R. (22)	2

# AAMHL Standings

Winter 2025  
December 23, 2025

## Game Log Matrix (Won, Lost, Tied, Goals for)

	42N	AAR	AST	AWR	CES	DVY	FDB	JET	NPB	PET
42N		0, 1, 0, 1	0, 1, 0, 3	0, 0, 0, 0	0, 1, 0, 2	0, 1, 0, 2	0, 1, 0, 2	0, 1, 0, 1	0, 1, 0, 2	0, 0, 1, 2
AAR	1, 0, 0, 7		1, 0, 0, 7	1, 0, 0, 4	1, 0, 0, 6	0, 0, 1, 3	0, 1, 0, 3	0, 0, 1, 1	0, 0, 0, 0	1, 0, 0, 4
AST	1, 0, 0, 4	0, 1, 0, 3		0, 1, 0, 2	0, 1, 0, 2	0, 0, 1, 1	1, 0, 0, 4	0, 0, 0, 0	0, 0, 1, 4	0, 1, 0, 1
AWR	0, 0, 0, 0	0, 1, 0, 0	1, 0, 0, 4		1, 0, 0, 3	0, 1, 0, 4	1, 0, 0, 5	0, 0, 1, 3	1, 0, 0, 3	1, 0, 0, 7
CES	1, 0, 0, 7	0, 1, 0, 5	1, 0, 0, 4	0, 1, 0, 2		0, 0, 0, 0	0, 1, 0, 3	0, 1, 0, 3	0, 1, 0, 3	1, 0, 0, 3
DVY	1, 0, 0, 4	0, 0, 1, 3	0, 0, 1, 1	1, 0, 0, 7	0, 0, 0, 0		0, 0, 1, 3	1, 0, 0, 2	0, 0, 1, 5	0, 1, 0, 1
FDB	1, 0, 0, 3	1, 0, 0, 5	0, 1, 0, 3	0, 1, 0, 2	1, 0, 0, 4	0, 0, 1, 3		1, 0, 0, 4	1, 0, 0, 4	0, 0, 0, 0
JET	1, 0, 0, 5	0, 0, 1, 1	0, 0, 0, 0	0, 0, 1, 3	1, 0, 0, 7	0, 1, 0, 1	0, 1, 0, 3		0, 1, 0, 3	0, 0, 1, 4
NPB	1, 0, 0, 5	0, 0, 0, 0	0, 0, 1, 4	0, 1, 0, 1	1, 0, 0, 5	0, 0, 1, 5	0, 1, 0, 3	1, 0, 0, 4		0, 0, 1, 4
PET	0, 0, 1, 2	0, 1, 0, 1	1, 0, 0, 3	0, 1, 0, 4	0, 1, 0, 2	1, 0, 0, 3	0, 0, 0, 0	0, 0, 1, 4	0, 0, 1, 4	

## Schedule, teams (h vs v), and scores (w vs l)\*

29-Oct-2025	05-Nov-2025	12-Nov-2025	19-Nov-2025	26-Nov-2025	03-Dec-2025
N8 NPB 4 vs PET 4	N8 DVY 3 vs PET 1	N8 JET 2 vs DVY 1	N8 DVY 5 vs NPB 5	N8 42N 5 vs NPB 2	N8 42N 3 vs FDB 2
S8 AWR 4 vs AAR 0	S8 42N 7 vs CES 2	S8 FDB 5 vs AWR 2	S8 CES 3 vs AWR 2	S8 AST 3 vs PET 1	S8 PET 3 vs CES 2
N9 FDB 4 vs AST 3	N9 AST 4 vs AWR 2	N9 42N 2 vs PET 2	N9 PET 4 vs AAR 1	N9 AWR 3 vs JET 3	N9 JET 1 vs AAR 1
S9 CES 7 vs JET 3	S9 JET 4 vs NPB 3	S9 CES 5 vs NPB 3	S9 JET 4 vs FDB 3	S9 CES 6 vs AAR 5	S9 DVY 1 vs AST 1
N10 42N 4 vs DVY 2	N10 AAR 5 vs FDB 3	N10 AST 7 vs AAR 3	N10 42N 4 vs AST 3	N10 DVY 3 vs FDB 3	N10 NPB 3 vs AWR 1
10-Dec-2025	17-Dec-2025	07-Jan-2026	14-Jan-2026	21-Jan-2026	28-Jan-2026
N8 42N 7 vs AAR 1	N8 PET 7 vs AWR 4	S8 JET 0 vs AST 0	N8 FDB 0 vs AST 0	N8 42N 0 vs AST 0	N8 DVY 0 vs PET 0
S8 AST 4 vs CES 2	S8 CES 4 vs FDB 3	N9 DVY 0 vs CES 0	S8 AWR 0 vs AAR 0	S8 JET 0 vs FDB 0	S8 NPB 0 vs JET 0
N9 NPB 4 vs FDB 3	N9 42N 5 vs JET 1	S9 AAR 0 vs NPB 0	N9 NPB 0 vs PET 0	N9 NPB 0 vs DVY 0	N9 AWR 0 vs AST 0
S9 PET 4 vs JET 4	S9 DVY 3 vs AAR 3	N10 FDB 0 vs PET 0	S9 42N 0 vs DVY 0	S9 PET 0 vs AAR 0	S9 42N 0 vs CES 0
N10 AWR 7 vs DVY 4	N10 AST 4 vs NPB 4	S10 42N 0 vs AWR 0	N10 CES 0 vs JET 0	N10 AWR 0 vs CES 0	N10 AAR 0 vs FDB 0
04-Feb-2026	11-Feb-2026	18-Feb-2026	25-Feb-2026	04-Mar-2026	11-Mar-2026
N8 JET 0 vs DVY 0	N8 CES 0 vs AAR 0	N8 PET 0 vs CES 0	N8 AAR 0 vs 42N 0	N8 AST 0 vs JET 0	N8 FDB 0 vs CES 0
S8 AST 0 vs AAR 0	S8 NPB 0 vs 42N 0	S8 NPB 0 vs AWR 0	S8 AWR 0 vs DVY 0	S8 NPB 0 vs AAR 0	S8 AAR 0 vs DVY 0
N9 CES 0 vs NPB 0	N9 DVY 0 vs FDB 0	N9 AAR 0 vs JET 0	N9 CES 0 vs AST 0	N9 AWR 0 vs 42N 0	N9 NPB 0 vs AST 0
S9 FDB 0 vs AWR 0	S9 AST 0 vs PET 0	S9 FDB 0 vs 42N 0	S9 FDB 0 vs NPB 0	S9 FDB 0 vs PET 0	S9 PET 0 vs AWR 0
N10 PET 0 vs 42N 0	N10 AWR 0 vs JET 0	N10 DVY 0 vs AST 0	N10 JET 0 vs PET 0	N10 CES 0 vs DVY 0	N10 JET 0 vs 42N 0
18-Mar-2026	25-Mar-2026	01-Apr-2026	08-Apr-2026	15-Apr-2026	22-Apr-2026
N8 NPB 0 vs PET 0	N8 AST 0 vs AWR 0	N8 DVY 0 vs NPB 0	N8 AWR 0 vs FDB 0	N8 _4_ 0 vs _8_ 0	N8 _4_ 0 vs _6_ 0
S8 AAR 0 vs AWR 0	S8 FDB 0 vs AAR 0	S8 FDB 0 vs JET 0	S8 AAR 0 vs AST 0	S8 _2_ 0 vs _10_ 0	S8 _5_ 0 vs _10_ 0
N9 42N 0 vs DVY 0	N9 CES 0 vs 42N 0	N9 CES 0 vs AWR 0	N9 JET 0 vs DVY 0	N9 _1_ 0 vs _6_ 0	N9 _3_ 0 vs _7_ 0
S9 CES 0 vs JET 0	S9 PET 0 vs DVY 0	S9 AST 0 vs 42N 0	S9 PET 0 vs 42N 0	S9 _3_ 0 vs _9_ 0	S9 _1_ 0 vs _9_ 0
N10 AST 0 vs FDB 0	N10 JET 0 vs NPB 0	N10 AAR 0 vs PET 0	N10 CES 0 vs NPB 0	N10 _5_ 0 vs _7_ 0	N10 _2_ 0 vs _8_ 0
29-Apr-2026	06-May-2026	13-May-2026	20-May-2026	00-Jan-1900	00-Jan-1900
N8 _5_ 0 vs _9_ 0	N8 _3_ 0 vs _10_ 0	N8 _2_ 0 vs _9_ 0	N8 _1_ 0 vs _4_ 0	0 0 vs 0 0	0 0 vs 0 0
S8 _1_ 0 vs _8_ 0	S8 _1_ 0 vs _7_ 0	S8 _3_ 0 vs _8_ 0	S8 _2_ 0 vs _3_ 0	0 0 vs 0 0	0 0 vs 0 0
N9 _2_ 0 vs _7_ 0	N9 _2_ 0 vs _6_ 0	N9 _5_ 0 vs _6_ 0	N9 DRH 0 vs DRV 0	0 0 vs 0 0	0 0 vs 0 0
S9 _4_ 0 vs _10_ 0	S9 _5_ 0 vs _8_ 0	S9 _4_ 0 vs _7_ 0	S9 C1H 0 vs C1V 0	0 0 vs 0 0	0 0 vs 0 0
N10 _3_ 0 vs _6_ 0	N10 _4_ 0 vs _9_ 0	N10 _1_ 0 vs _10_ 0	N10 C2H 0 vs C2V 0	0 0 vs 0 0	0 0 vs 0 0
00-Jan-1900	00-Jan-1900	00-Jan-1900			
0 0 vs 0 0	0 0 vs 0 0	0 0 vs 0 0	<b>*Shootout Game</b>		
0 0 vs 0 0	0 0 vs 0 0	0 0 vs 0 0			
0 0 vs 0 0	0 0 vs 0 0	0 0 vs 0 0	<b>Rink and game times:</b>		
0 0 vs 0 0	0 0 vs 0 0	0 0 vs 0 0	<b>N8 = North Rink at 8 pm; S8.5 = South Rink at 8:30 pm; etc.</b>		
0 0 vs 0 0	0 0 vs 0 0	0 0 vs 0 0	<b>Home team is listed first</b>		

# Goal and Assist

Winter 2025

December 23, 2025

Game Date	Team	Period	No	Goal	Assist	Assist
12/17/2025	42N	1	1	Ahlquist S. (7)		
12/17/2025	42N	1	2	McBride R. (8)	O'Brien M. (12)	Foster D. (4)
12/17/2025	42N	1	3	Nalepa A. (11)	Allen C. (19)	Sub (20)
12/17/2025	42N	2	4	Grantham L. (14)		
12/17/2025	42N	2	5	Nalepa A. (11)	Foster D. (4)	
12/17/2025	AAR	1	1	Montalban A. (8)	Jilek J. (13)	Lynn K. (40)
12/17/2025	AAR	2	2	Vaughn C. (97)	Montalban A. (8)	Ellies B. (7)
12/17/2025	AAR	2	3	Gregory E. (2)	Jilek J. (13)	
12/17/2025	AST	1	1	Huntzicker D. (21)		
12/17/2025	AST	1	2	Huntzicker D. (21)		
12/17/2025	AST	2	3	Huntzicker D. (21)		
12/17/2025	AST	2	4	Erps S. (9)		
12/17/2025	AWR	1	1	Lewis J. (69)	Hattie M. (40)	
12/17/2025	AWR	2	2	Edwards S. (14)	Joffe Bryan (22)	
12/17/2025	AWR	2	3	Clavier A. (9)		
12/17/2025	AWR	2	4	Montalban A. (13)	Johnson A. (4)	
12/17/2025	CES	1	1	Sub (29)	Sub (17)	Klempay T. (6)
12/17/2025	CES	1	2	Sub (24)	Nalepa A. (20)	Klempay T. (6)
12/17/2025	CES	1	3	Anday C. (8)	Langrock E. (22)	
12/17/2025	CES	2	4	Anday C. (8)	Langrock E. (22)	Peal D. (27)
12/17/2025	DVY	1	1	Hutton C. (16)	Spence J (6)	
12/17/2025	DVY	2	2	Carlson C. (9)	Nilsson J. (11)	Weston J. (13)
12/17/2025	DVY	2	3	Spence J (6)	Weston J. (13)	Navarre G. (12)
12/17/2025	FDB	1	1	Dickinson G. (5)		
12/17/2025	FDB	1	2	Was A. (12)	Weiler C. (15)	Blackburn R. (4)
12/17/2025	FDB	2	3	Weiler C. (15)	Was A. (12)	
12/17/2025	JET	1	1	Sub (17)	Stevens D. (9)	
12/17/2025	NPB	1	1	Joshi C. (12)		
12/17/2025	NPB	1	2	Baalrud S. (25)	Jefferson D. (19)	
12/17/2025	NPB	2	3	Joshi C. (12)	Kroll J. (17)	
12/17/2025	NPB	2	4	Marini B. (18)		
12/17/2025	PET	1	1	Wells S. (16)	Maltese C. (13)	Allen C. (11)
12/17/2025	PET	1	2	Maltese C. (13)	Wells S. (16)	Heald D. (17)
12/17/2025	PET	1	3	Allen C. (11)	Maltese C. (13)	
12/17/2025	PET	2	4	Holmstrom E. (18)	Forward J. (15)	
12/17/2025	PET	2	5	Opsahl Jeff (19)	Forward J. (15)	
12/17/2025	PET	2	6	Holmstrom E. (18)		
12/17/2025	PET	2	7	Opsahl Jeff (19)	Heald D. (17)	

\*Sub Rating Change for Playoff and Finals; Period: 4=Overtime; 5=Shootout

# Penalties

## Winter 2025

### December 23, 2025

<i>Game Date</i>	<i>Team</i>	<i>No</i>	<i>Name</i>	<i>Offense</i>
12/17/2025	42N	1	Ahlquist S.	Hook
12/17/2025	AAR	1	Dillen K.	Trip
12/17/2025	AAR	2	Waltz S.	Trip
12/17/2025	CES	1	Frusti P.	Elbow
12/17/2025	CES	2	Klempay T.	Trip
12/17/2025	FDB	1	Grantham L.	Trip
12/17/2025	JET	1	Bourbonais F.	Hook
12/17/2025	NPB	1	Joshi C.	Hook

# Rostered and NonRostered Subs

Winter 2025  
December 23, 2025

Date	GameType	Team	Rostered Players			Sub Player			Status
			Name	Jersey	Draft No	Name	Jersey	Draft No	
12/17/2025	Regular	42N	Ideson R.	9	16	Allen C.	19	13	Rostered
12/17/2025	Regular	42N	Rothhaar D.	15	26	Nalepa A.	11	25	Rostered
12/17/2025	Regular	42N	Cieciak C.	199	36	Barnes J.	299	35	Rostered
12/17/2025	Regular	42N	Yanca J.	6	85	Grantham L.	14	83	Rostered
12/17/2025	Regular	AAR	Pokorney M.	119	57	Ellies B.	7	58	Rostered
12/17/2025	Regular	AAR	Schueler D.	17	64	Gregory E.	2	63	Rostered
12/17/2025	Regular	AAR	Lobdell G.	16	84	Waltz S.	99	81	Rostered
12/17/2025	Regular	AST							
12/17/2025	Regular	AWR	Hattie M.	40	2	Montalban A.	13	4	Rostered
12/17/2025	Regular	CES							
12/17/2025	Regular	DVY	Bourne B.	10	47	Weston J.	13	48	NonRostered
12/17/2025	Regular	DVY	Perry B.	7	54	Spence J	6	55	NonRostered
12/17/2025	Regular	FDB	Hall E.	10	28	Vaughn C.	19	27	Rostered
12/17/2025	Regular	FDB	Oxender A.	17	43	Was A.	12	30	Rostered
12/17/2025	Regular	JET	Porter J.	8	12	Marentette B.	11	11	Rostered
12/17/2025	Regular	JET	Crawford M.	10	22	Bourbonais F.	2	20	NonRostered
12/17/2025	Regular	JET	Perkins T.	7	69	Langrock E.	22	66	Rostered
12/17/2025	Regular	NPB	Aliff D.	8	21	Marini B.	18	21	NonRostered
12/17/2025	Regular	NPB	Talusan P.	24	101	Kroll J.	17	101	NonRostered
12/17/2025	Regular	PET	Peterson S.	20	48	Holmstrom E.	18	50	Rostered
12/17/2025	Regular	PET	Nesbitt R.	22	53	Black S.	24	52	Rostered
12/17/2025	Regular	PET	Boutin J.	12	73	Navarre G.	112	74	Rostered
12/17/2025	Regular	PET	Pawlowski B.	10	103	Kroll J.	14	101	NonRostered

# AAMHL Goals by player

Winter 2025

December 23, 2025

All = Reg Season + Playoff; PO = Playoff only; SB = Substitute only; SO = Shootout

<u>Team Name</u>	<u>All</u>	<u>P0</u>	<u>SB</u>	<u>SO</u>	<u>Team Name</u>	<u>All</u>	<u>P0</u>	<u>SB</u>	<u>SO</u>	<u>Team Name</u>	<u>All</u>	<u>P0</u>	<u>SB</u>	<u>SO</u>
42N O'Brien M. (12)	8	0	0	0	AWR Edwards S. (14)	1	0	0	0	FDB Blackburn (4)	0	0	0	0
42N Ideson R. (9)	7	0	1	0	AWR Gilson T. (12)	1	0	0	0	FDB Cramer M. (199)	0	0	0	0
42N McBride R. (8)	4	0	0	0	AWR Wilkins F. (19)	1	0	1	0	FDB Gregory E. (7)	0	0	1	0
42N Ahlquist S (7)	3	0	0	0	AWR Daum K. (199)	0	0	0	0	JET Porter J. (8)	7	0	0	0
42N Foster D. (4)	3	0	0	0	AWR Fitzpatric (7)	0	0	0	0	JET Stevens D. (9)	4	0	1	0
42N Kessler S. (5)	3	0	0	0	AWR Johnson A. (4)	0	0	0	0	JET Crawford M (10)	3	0	0	0
42N Crichton J (42)	1	0	0	0	AWR Paterson A (3)	0	0	0	0	JET Bogard S. (13)	2	0	0	0
42N Rothhaar D (15)	1	0	0	0	CES Klempay T. (6)	5	0	0	0	JET Black S. (12)	1	0	0	0
42N Yanca J. (6)	1	0	0	0	CES Joffe E. (40)	4	0	0	0	JET Frantzeska (6)	1	0	0	0
42N Cieciek C. (199)	0	0	0	0	CES Langrock E (22)	4	0	0	0	JET Joffe M. (4)	1	0	0	0
42N Foster M. (10)	0	0	0	0	CES Anday C. (8)	3	0	0	0	JET Perkins T. (7)	1	0	0	0
AAR Montalban (8)	6	0	4	0	CES Frusti P. (7)	1	0	0	0	JET Snyder J. (5)	1	0	1	0
AAR Jilek J. (13)	5	0	0	0	CES Nalepa A. (20)	1	0	2	0	JET Roberts J. (3)	0	0	1	0
AAR Vaughn C. (97)	2	0	0	0	CES Peal D. (27)	1	0	0	0	JET Stoller C. (199)	0	0	0	0
AAR Barnes P. (28)	1	0	0	0	CES Stefan A. (16)	1	0	0	0	NPB Aliff D. (8)	6	0	0	0
AAR Bartolacci (12)	1	0	2	0	CES Barnes J. (199)	0	0	0	0	NPB Marentette (9)	5	0	0	0
AAR Dillen K. (19)	1	0	0	0	CES Copp A. (9)	0	0	0	0	NPB Baalrud S. (25)	3	0	1	0
AAR Lynn K. (40)	1	0	0	0	CES O'Brien C. (5)	0	0	0	0	NPB Holmstrom (16)	3	0	2	0
AAR Greene S. (199)	0	0	0	0	DVY Hescheles (8)	4	0	0	0	NPB Jefferson (19)	3	0	1	0
AAR Lobdell G. (16)	0	0	0	0	DVY Hutton C. (16)	3	0	0	0	NPB Joshi C. (12)	2	0	0	0
AAR Pokorney M (119)	0	0	0	0	DVY Carlson C. (9)	2	0	0	0	NPB Erps R. (14)	1	0	0	0
AAR Schueler D (17)	0	0	0	0	DVY Caruso M. (17)	2	0	1	0	NPB Grant J. (10)	1	0	0	0
AST Huntzicker (21)	8	0	0	0	DVY Nilsson J. (11)	2	0	0	0	NPB Rouse C. (7)	1	0	0	0
AST Erps S. (9)	4	0	0	0	DVY Perry B. (7)	2	0	0	0	NPB Talusan P. (24)	0	0	2	0
AST Mills J. (22)	4	0	0	0	DVY Udager A. (20)	2	0	0	0	NPB Verburg A. (199)	0	0	0	0
AST Barden A. (3)	3	0	0	0	DVY Bourne B. (10)	1	0	0	0	PET Maltese C. (13)	7	0	1	0
AST Was A. (17)	3	0	1	0	DVY Fisher J. (19)	0	0	0	0	PET Opsahl Jef (19)	5	0	0	0
AST Kless J. (8)	2	0	0	0	DVY Navarre G. (12)	0	0	0	0	PET Allen C. (11)	4	0	1	0
AST DeWolfe T. (19)	1	0	0	0	DVY Weiler M. (199)	0	0	0	0	PET Pawlowski (10)	3	0	0	0
AST Hula A. (11)	1	0	0	0	FDB Weiler C. (15)	6	0	0	0	PET Wells S. (16)	2	0	0	0
AST Waltz S. (18)	1	0	0	0	FDB Dickinson (5)	5	0	0	0	PET Boutin J. (12)	0	0	0	0
AST Schroeder (4)	0	0	0	0	FDB Sarosi M. (6)	3	0	0	0	PET Forward J. (15)	0	0	0	0
AST Schroeder (199)	0	0	0	0	FDB Ellies B. (14)	2	0	0	0	PET Heald D. (17)	0	0	0	0
AWR Lewis J. (69)	8	0	0	0	FDB Grantham L (11)	2	0	1	0	PET Nesbitt R. (22)	0	0	0	0
AWR Joffe Brya (22)	5	0	0	0	FDB Hall E. (10)	2	0	0	0	PET Parks C. (199)	0	0	0	0
AWR Hattie M. (40)	4	0	2	0	FDB Oxender A. (17)	2	0	1	0	PET Peterson S (20)	0	0	0	0
AWR Clavier A. (9)	2	0	0	0	FDB McClelland (16)	1	0	0	0					

# AAMHL Assists by player

Winter 2025  
December 23, 2025

*All = Reg Season + Playoff; PO = Playoff only; SB = Substitute only*

<i>Team</i>	<i>Name</i>	<i>All</i>	<i>PO</i>	<i>SB</i>	<i>Team</i>	<i>Name</i>	<i>All</i>	<i>PO</i>	<i>SB</i>	<i>Team</i>	<i>Name</i>	<i>All</i>	<i>PO</i>	<i>SB</i>
42N	Foster D. (4)	9	0	0	AWR	Edwards S. (14)	1	0	0	FDB	Sarosi M. (6)	2	0	0
42N	McBride R. (8)	6	0	0	AWR	Fitzpatric (7)	1	0	0	FDB	Hall E. (10)	1	0	0
42N	Ideson R. (9)	5	0	0	AWR	Joffe Brya (22)	1	0	2	FDB	Cramer M. (199)	0	0	0
42N	O'Brien M. (12)	5	0	0	AWR	Daum K. (199)	0	0	0	JET	Stevens D. (9)	7	0	4
42N	Rothhaar D (15)	3	0	0	AWR	Gilson T. (12)	0	0	0	JET	Black S. (12)	3	0	0
42N	Crichton J (42)	2	0	0	AWR	Paterson A (3)	0	0	0	JET	Crawford M (10)	3	0	0
42N	Kessler S. (5)	2	0	1	AWR	Wilkins F. (19)	0	0	2	JET	Joffe M. (4)	3	0	0
42N	Ahlquist S (7)	1	0	0	CES	Langrock E (22)	6	0	1	JET	Porter J. (8)	3	0	0
42N	Yanca J. (6)	1	0	0	CES	Klempay T. (6)	5	0	0	JET	Perkins T. (7)	2	0	1
42N	Cieciek C. (199)	0	0	0	CES	Anday C. (8)	4	0	0	JET	Frantzeska (6)	1	0	0
42N	Foster M. (10)	0	0	0	CES	Joffe E. (40)	4	0	0	JET	Bogard S. (13)	0	0	0
AAR	Jilek J. (13)	5	0	0	CES	Nalepa A. (20)	4	0	0	JET	Roberts J. (3)	0	0	0
AAR	Lynn K. (40)	3	0	0	CES	Frusti P. (7)	3	0	0	JET	Snyder J. (5)	0	0	0
AAR	Montalban (8)	3	0	2	CES	O'Brien C. (5)	1	0	0	JET	Stoller C. (199)	0	0	0
AAR	Barnes P. (28)	1	0	0	CES	Peal D. (27)	1	0	0	NPB	Jefferson (19)	3	0	0
AAR	Bartolacci (12)	1	0	0	CES	Stefan A. (16)	1	0	0	NPB	Marentette (9)	3	0	0
AAR	Dillen K. (19)	1	0	0	CES	Barnes J. (199)	0	0	0	NPB	Talusan P. (24)	3	0	1
AAR	Lobdell G. (16)	1	0	0	CES	Copp A. (9)	0	0	1	NPB	Baalrud S. (25)	2	0	0
AAR	Greene S. (199)	0	0	0	DVY	Nilsson J. (11)	6	0	0	NPB	Holmstrom (16)	2	0	0
AAR	Pokorney M (119)	0	0	0	DVY	Perry B. (7)	3	0	0	NPB	Joshi C. (12)	2	0	0
AAR	Schueler D (17)	0	0	0	DVY	Udager A. (20)	3	0	1	NPB	Aliff D. (8)	1	0	0
AAR	Vaughn C. (97)	0	0	1	DVY	Caruso M. (17)	2	0	0	NPB	Erps R. (14)	0	0	1
AST	Erps S. (9)	6	0	0	DVY	Hescheles (8)	2	0	1	NPB	Grant J. (10)	0	0	0
AST	Was A. (17)	6	0	1	DVY	Navarre G. (12)	2	0	0	NPB	Rouse C. (7)	0	0	0
AST	Huntzicker (21)	4	0	0	DVY	Bourne B. (10)	0	0	0	NPB	Verburg A. (199)	0	0	0
AST	Mills J. (22)	3	0	0	DVY	Carlson C. (9)	0	0	0	PET	Maltese C. (13)	6	0	0
AST	Barden A. (3)	2	0	0	DVY	Fisher J. (19)	0	0	0	PET	Heald D. (17)	5	0	0
AST	Kless J. (8)	2	0	0	DVY	Hutton C. (16)	0	0	0	PET	Allen C. (11)	4	0	1
AST	Waltz S. (18)	2	0	0	DVY	Weiler M. (199)	0	0	0	PET	Forward J. (15)	4	0	0
AST	Hula A. (11)	1	0	0	FDB	Weiler C. (15)	5	0	0	PET	Peterson S (20)	3	0	1
AST	DeWolfe T. (19)	0	0	0	FDB	Grantham L (11)	4	0	0	PET	Pawlowski (10)	2	0	0
AST	Schroeder (4)	0	0	1	FDB	Oxender A. (17)	4	0	1	PET	Wells S. (16)	2	0	0
AST	Schroeder (199)	0	0	0	FDB	Blackburn (4)	3	0	0	PET	Opsahl Jef (19)	1	0	0
AWR	Hattie M. (40)	8	0	3	FDB	Dickinson (5)	3	0	0	PET	Boutin J. (12)	0	0	0
AWR	Lewis J. (69)	6	0	2	FDB	Ellies B. (14)	3	0	2	PET	Nesbitt R. (22)	0	0	0
AWR	Clavier A. (9)	2	0	0	FDB	Gregory E. (7)	2	0	0	PET	Parks C. (199)	0	0	0
AWR	Johnson A. (4)	2	0	0	FDB	McClelland (16)	2	0	0					

# AAMHL Points by player

Winter 2025

December 23, 2025

*All = Reg Season + Playoff; PO = Playoff only; SB = Substitute only*

<i>Team</i>	<i>Name</i>	<i>All</i>	<i>PO</i>	<i>SB</i>	<i>Team</i>	<i>Name</i>	<i>All</i>	<i>PO</i>	<i>SB</i>	<i>Team</i>	<i>Name</i>	<i>All</i>	<i>PO</i>	<i>SB</i>
42N	O'Brien M. (12)	13	0	0	AWR	Edwards S. (14)	2	0	0	FDB	McClelland (16)	3	0	0
42N	Foster D. (4)	12	0	0	AWR	Johnson A. (4)	2	0	0	FDB	Gregory E. (7)	2	0	1
42N	Ideson R. (9)	12	0	1	AWR	Fitzpatric (7)	1	0	0	FDB	Cramer M. (199)	0	0	0
42N	McBride R. (8)	10	0	0	AWR	Gilson T. (12)	1	0	0	JET	Stevens D. (9)	11	0	5
42N	Kessler S. (5)	5	0	1	AWR	Wilkins F. (19)	1	0	3	JET	Porter J. (8)	10	0	0
42N	Ahlquist S (7)	4	0	0	AWR	Daum K. (199)	0	0	0	JET	Crawford M (10)	6	0	0
42N	Rothhaar D (15)	4	0	0	AWR	Paterson A (3)	0	0	0	JET	Black S. (12)	4	0	0
42N	Crichton J (42)	3	0	0	CES	Klempay T. (6)	10	0	0	JET	Joffe M. (4)	4	0	0
42N	Yanca J. (6)	2	0	0	CES	Langrock E (22)	10	0	1	JET	Perkins T. (7)	3	0	1
42N	Cieciek C. (199)	0	0	0	CES	Joffe E. (40)	8	0	0	JET	Bogard S. (13)	2	0	0
42N	Foster M. (10)	0	0	0	CES	Anday C. (8)	7	0	0	JET	Frantzeska (6)	2	0	0
AAR	Jilek J. (13)	10	0	0	CES	Nalepa A. (20)	5	0	2	JET	Snyder J. (5)	1	0	1
AAR	Montalban (8)	9	0	6	CES	Frusti P. (7)	4	0	0	JET	Roberts J. (3)	0	0	1
AAR	Lynn K. (40)	4	0	0	CES	Peal D. (27)	2	0	0	JET	Stoller C. (199)	0	0	0
AAR	Barnes P. (28)	2	0	0	CES	Stefan A. (16)	2	0	0	NPB	Marentette (9)	8	0	0
AAR	Bartolacci (12)	2	0	2	CES	O'Brien C. (5)	1	0	0	NPB	Aliff D. (8)	7	0	0
AAR	Dillen K. (19)	2	0	0	CES	Barnes J. (199)	0	0	0	NPB	Jefferson (19)	6	0	1
AAR	Vaughn C. (97)	2	0	1	CES	Copp A. (9)	0	0	1	NPB	Baalrud S. (25)	5	0	1
AAR	Lobdell G. (16)	1	0	0	DVY	Nilsson J. (11)	8	0	0	NPB	Holmstrom (16)	5	0	2
AAR	Greene S. (199)	0	0	0	DVY	Hescheles (8)	6	0	1	NPB	Joshi C. (12)	4	0	0
AAR	Pokorney M (119)	0	0	0	DVY	Perry B. (7)	5	0	0	NPB	Talusan P. (24)	3	0	3
AAR	Schueler D (17)	0	0	0	DVY	Udager A. (20)	5	0	1	NPB	Erps R. (14)	1	0	1
AST	Huntzicker (21)	12	0	0	DVY	Caruso M. (17)	4	0	1	NPB	Grant J. (10)	1	0	0
AST	Erps S. (9)	10	0	0	DVY	Hutton C. (16)	3	0	0	NPB	Rouse C. (7)	1	0	0
AST	Was A. (17)	9	0	2	DVY	Carlson C. (9)	2	0	0	NPB	Verburg A. (199)	0	0	0
AST	Mills J. (22)	7	0	0	DVY	Navarre G. (12)	2	0	0	PET	Maltese C. (13)	13	0	1
AST	Barden A. (3)	5	0	0	DVY	Bourne B. (10)	1	0	0	PET	Allen C. (11)	8	0	2
AST	Kless J. (8)	4	0	0	DVY	Fisher J. (19)	0	0	0	PET	Opsahl Jef (19)	6	0	0
AST	Waltz S. (18)	3	0	0	DVY	Weiler M. (199)	0	0	0	PET	Heald D. (17)	5	0	0
AST	Hula A. (11)	2	0	0	FDB	Weiler C. (15)	11	0	0	PET	Pawlowski (10)	5	0	0
AST	DeWolfe T. (19)	1	0	0	FDB	Dickinson (5)	8	0	0	PET	Forward J. (15)	4	0	0
AST	Schroeder (4)	0	0	1	FDB	Grantham L (11)	6	0	1	PET	Wells S. (16)	4	0	0
AST	Schroeder (199)	0	0	0	FDB	Oxender A. (17)	6	0	2	PET	Peterson S (20)	3	0	1
AWR	Lewis J. (69)	14	0	2	FDB	Ellies B. (14)	5	0	2	PET	Boutin J. (12)	0	0	0
AWR	Hattie M. (40)	12	0	5	FDB	Sarosi M. (6)	5	0	0	PET	Nesbitt R. (22)	0	0	0
AWR	Joffe Brya (22)	6	0	2	FDB	Blackburn (4)	3	0	0	PET	Parks C. (199)	0	0	0
AWR	Clavier A. (9)	4	0	0	FDB	Hall E. (10)	3	0	0					

# AAMHL Penalties by player

Winter 2025

December 23, 2025

<i>Team</i>	<i>Name</i>	<i>Total</i>	<i>Category</i>	<i>Team</i>	<i>Name</i>	<i>Total</i>	<i>Category</i>	<i>Team</i>	<i>Name</i>	<i>Total</i>	<i>Category</i>
42N	Ahlquist S.	2	Hooker	AWR	Gilson T.	1	Tripper	FDB	Oxender A.	0	Conformist
42N	Cieciak C.	0	Conformist	AWR	Hattie M.	0	Conformist	FDB	Sarosi M.	1	Hooker
42N	Crichton J.	0	Conformist	AWR	Joffe Bryan	0	Conformist	FDB	Weiler C.	0	Conformist
42N	Foster D.	1	Tripper	AWR	Johnson A.	0	Conformist	JET	Black S.	1	Checker
42N	Foster M.	0	Conformist	AWR	Lewis J.	0	Conformist	JET	Bogard S.	0	Conformist
42N	Ideson R.	0	Conformist	AWR	Paterson A.	0	Conformist	JET	Crawford M.	1	Checker
42N	Kessler S.	0	Conformist	AWR	Wilkins F.	2	Tripper	JET	Frantzeskakis P	0	Conformist
42N	McBride R.	0	Conformist	CES	Anday C.	0	Conformist	JET	Joffe M.	0	Conformist
42N	O'Brien M.	0	Conformist	CES	Barnes J.	0	Conformist	JET	Perkins T.	0	Conformist
42N	Rothhaar D.	0	Conformist	CES	Copp A.	1	Hooker	JET	Porter J.	0	Conformist
42N	Yanca J.	0	Conformist	CES	Frusti P.	1	Checker	JET	Roberts J.	0	Conformist
AAR	Barnes P.	0	Conformist	CES	Joffe E.	0	Conformist	JET	Snyder J.	1	Checker
AAR	Bartolacci A.	0	Conformist	CES	Klempay T.	1	Tripper	JET	Stevens D.	0	Conformist
AAR	Dillen K.	1	Tripper	CES	Langrock E.	0	Conformist	JET	Stoller C.	0	Conformist
AAR	Greene S.	0	Conformist	CES	Nalepa A.	0	Conformist	NPB	Aliff D.	1	Checker
AAR	Jilek J.	0	Conformist	CES	O'Brien C.	0	Conformist	NPB	Baalrud S.	0	Conformist
AAR	Lobdell G.	1	Tripper	CES	Peal D.	0	Conformist	NPB	Erps R.	1	Checker
AAR	Lynn K.	0	Conformist	CES	Stefan A.	0	Conformist	NPB	Grant J.	0	Conformist
AAR	Montalban A.	0	Conformist	DVY	Bourne B.	1	Hooker	NPB	Holmstrom E.	0	Conformist
AAR	Pokorney M.	0	Conformist	DVY	Carlson C.	0	Conformist	NPB	Jefferson D.	0	Conformist
AAR	Schueler D.	1	Tripper	DVY	Caruso M.	0	Conformist	NPB	Joshi C.	1	Hooker
AAR	Vaughn C.	0	Conformist	DVY	Fisher J.	0	Conformist	NPB	Marentette B.	1	Hooker
AST	Barden A.	0	Conformist	DVY	Hescheles D.	0	Conformist	NPB	Rouse C.	0	Conformist
AST	DeWolfe T.	0	Conformist	DVY	Hutton C.	0	Conformist	NPB	Talusan P.	0	Conformist
AST	Erps S.	2	Tripper	DVY	Navarre G.	0	Conformist	NPB	Verburg A.	0	Conformist
AST	Hula A.	1	Checker	DVY	Nilsson J.	1	Tripper	PET	Allen C.	0	Conformist
AST	Huntzicker D.	0	Conformist	DVY	Perry B.	1	Checker	PET	Boutin J.	0	Conformist
AST	Kless J.	1	Tripper	DVY	Udager A.	2	Checker	PET	Forward J.	0	Conformist
AST	Mills J.	0	Conformist	DVY	Weiler M.	0	Conformist	PET	Heald D.	0	Conformist
AST	Schroeder B.	0	Conformist	FDB	Blackburn R.	1	Tripper	PET	Maltese C.	0	Conformist
AST	Schroeder D.	0	Conformist	FDB	Cramer M.	0	Conformist	PET	Nesbitt R.	1	Hooker
AST	Waltz S.	1	Checker	FDB	Dickinson G.	1	Hooker	PET	Opsahl Jeff	2	Tripper
AST	Was A.	1	Checker	FDB	Ellies B.	0	Conformist	PET	Parks C.	0	Conformist
AWR	Clavier A.	1	Tripper	FDB	Grantham L.	1	Tripper	PET	Pawlowski B.	1	Checker
AWR	Daum K.	0	Conformist	FDB	Gregory E.	1	Tripper	PET	Peterson S.	0	Conformist
AWR	Edwards S.	0	Conformist	FDB	Hall E.	1	Hooker	PET	Wells S.	1	Hooker
AWR	Fitzpatrick M.	0	Conformist	FDB	McClelland J.	1	Checker				

# Points Per Game By Year

Winter 2025

December 23, 2025

Name	Points per Game per Year				Trend	Name	Points per Game per Year				Trend	Name	Points per Game per Year				Trend
	2025	2024	2023	2022	Rank		2025	2024	2023	2022	Rank		2025	2024	2023	2022	Rank
Ahlquist S.	0.50	0.63	0.92	0.73		Gilson T.	0.09	0.43	0.33	0.40		Nalepa A.	0.69	0.27	0.50	0.55	
Aliff D.	1.17	0.00	0.00	0.00		Grant J.	0.04	0.15	0.23	0.37		Navarre G.	0.11	0.24	0.13	0.34	
Allen C.	1.25	0.00	0.00	0.00		Grantham L.	0.52	0.50	0.64	0.60		Nesbitt R.	0.25	0.12	0.30	0.29	
Anday C.	1.40	0.00	0.00	0.00		Gregory E.	0.24	0.28	0.17	0.38		Nilsson J.	1.27	1.42	1.47	1.36	
Baalrud S.	0.88	1.00	0.00	0.00		Hall E.	0.52	0.85	1.00	1.00		O'Brien C.	0.37	0.45	0.27	0.38	
Barden A.	0.33	0.27	0.00	0.00		Hattie M.	1.70	0.00	0.00	0.00		O'Brien M.	1.58	1.16	1.58	1.39	
Barnes P.	0.18	0.43	0.35	0.24		Heald D.	0.38	0.32	0.18	0.18		Opsahl Jeff	0.45	0.31	0.28	0.63	
Bartolacci A.	0.70	0.58	0.00	0.00		Hescheles D.	0.77	0.70	0.57	0.58		Oxender A.	1.28	0.96	1.05	1.08	2
Black S.	0.50	0.00	0.00	0.00		Holmstrom E.	0.73	0.67	0.91	0.90		Paterson A.	0.22	0.36	0.14	0.33	
Blackburn R.	0.33	0.27	0.31	0.54		Hula A.	0.17	0.13	0.19	0.00		Pawlowski B.	0.54	0.68	0.38	0.49	
Bogard S.	0.29	0.40	0.26	0.43		Huntzicker D.	1.38	1.98	1.91	1.67		Peal D.	0.17	0.15	0.19	0.20	
Bourne B.	0.25	0.83	0.94	0.00		Hutton C.	0.39	0.36	0.37	0.33	4	Perkins T.	0.95	1.12	0.98	0.72	
Boutin J.	0.27	0.35	0.13	0.47		Ideson R.	1.22	0.00	0.00	0.00		Perry B.	0.50	0.74	0.89	1.00	
Carlson C.	1.06	1.08	0.91	1.31		Jefferson D.	0.75	0.89	0.96	0.69		Peterson S.	0.57	0.95	0.70	1.42	
Caruso M.	0.63	0.00	0.00	0.00		Jilek J.	1.17	1.02	0.00	0.00		Pokorney M.	1.31	0.90	0.78	0.80	1
Clavier A.	0.45	0.53	0.50	0.92		Joffe Bryan	0.59	0.60	0.00	0.00		Porter J.	1.27	0.73	1.29	1.16	
Copp A.	0.31	0.42	0.19	0.21		Joffe E.	1.14	1.41	1.02	1.16		Roberts J.	0.25	0.21	0.37	0.73	
Crawford M.	1.09	0.63	1.07	0.82		Joffe M.	0.46	0.78	0.59	1.10		Rothhaar D.	0.50	0.00	0.00	0.00	
Crichton J.	0.32	0.33	0.12	0.48		Johnson A.	0.14	0.14	0.16	0.18		Rouse C.	0.15	0.20	0.37	0.30	
DeWolfe T.	0.38	0.58	0.54	0.49		Joshi C.	0.57	0.00	0.00	0.00		Sarosi M.	0.36	0.29	0.42	0.30	
Dickinson G.	1.56	1.08	0.83	1.39		Kessler S.	0.52	0.39	0.25	0.52		Schroeder B.	0.14	0.00	0.00	0.00	
Dillen K.	0.40	0.46	0.00	0.53		Klempay T.	1.22	0.00	0.00	0.00		Schueler D.	0.24	0.36	0.33	0.50	
Edwards S.	0.37	0.23	0.68	0.59		Kless J.	0.42	0.36	0.48	0.38		Snyder J.	0.20	0.00	0.00	0.00	
Ellies B.	0.57	0.53	0.69	0.71		Langrock E.	0.66	0.63	0.35	0.00		Stefan A.	0.43	0.35	0.05	0.26	
Erps R.	0.17	0.16	0.19	0.30		Lewis J.	1.33	0.00	0.00	0.00		Stevens D.	1.44	1.40	1.20	1.33	
Erps S.	1.00	1.41	1.33	1.34		Lobdell G.	0.18	0.28	0.19	0.32		Talusan P.	0.50	0.16	0.47	0.31	
Fisher J.	0.04	0.09	0.12	0.12		Lynn K.	0.32	0.24	0.00	0.00		Udager A.	0.48	0.66	0.73	0.00	
Fitzpatrick M.	0.33	0.66	0.76	1.05		Maltese C.	1.33	1.39	1.77	0.00		Vaughn C.	0.33	0.85	0.41	1.23	
Forward J.	0.79	0.29	0.53	0.43		Marentette B.	1.00	0.00	0.00	0.00		Waltz S.	0.45	0.46	0.32	0.66	
Foster D.	0.88	0.78	1.03	1.23		McBride R.	0.93	0.53	0.54	0.67		Was A.	1.22	0.00	0.00	0.00	
Foster M.	0.20	0.25	0.22	0.24		McClelland J.	0.37	0.34	0.23	0.25		Weiler C.	1.24	1.15	0.98	1.00	
Frantzeskakis P.	0.52	0.38	0.24	0.42	3	Mills J.	1.00	0.00	0.00	0.00		Wells S.	0.68	1.11	0.57	0.94	
Frusti P.	1.00	1.12	1.82	1.42		Montalban A.	1.31	1.38	1.68	0.00		Wilkins F.	0.24	0.09	0.33	0.26	
												Yanca J.	0.50	0.00	0.00	0.00	

Trend Rank = A rank of the players with an increasing rate of the number of points per game per year over the last 5 years.

The rank number is based on the slope of a least-square linear fit to the last five years of points per game data for each player.

The lower the rank number the greater the rate of increase in points per game per year.

The quality of the fit (coefficient of determination) must be greater than 0.4 to be assigned a rank

# Player points since 2006

Winter 2025  
December 23, 2025

Name	Games	Goals	Asists	Points/Game	Name	Games	Goals	Asists	Points/Game	Name	Games	Goals	Asists	Points/Gam
Ahlquist S.	210	65	85	0.71	Gilson T.	543	134	183	0.58	Nilsson J.	142	103	96	1.40
Aliff D.	6	6	1	1.17	Grant J.	188	10	40	0.27	O'Brien C.	398	46	163	0.53
Allen C.	6	4	4	1.33	Grantham L.	850	407	423	0.98	O'Brien M.	386	328	321	1.68
Anday C.	5	3	4	1.40	Greene S.	381	0	0	0.00	Opsahl Jeff	423	204	218	1.00
Baalrud S.	45	28	14	0.93	Gregory E.	319	59	106	0.52	Oxender A.	182	95	86	0.99
Barden A.	51	7	7	0.27	Hall E.	277	168	140	1.11	Parks C.	156	0	6	0.04
Barnes J.	687	0	14	0.02	Hattie M.	26	15	31	1.77	Paterson A.	273	34	73	0.39
Barnes P.	919	218	367	0.64	Heald D.	231	14	49	0.27	Pawlawski B.	245	87	66	0.62
Bartolacci A.	62	25	18	0.69	Hescheles D.	246	92	79	0.70	Peal D.	473	43	96	0.29
Black S.	7	1	3	0.57	Holmstrom E.	338	203	144	1.03	Perkins T.	241	129	110	0.99
Blackburn R.	322	78	104	0.57	Hula A.	102	6	11	0.17	Perry B.	576	297	408	1.22
Bogard S.	803	251	281	0.66	Huntzicker D.	372	456	282	1.98	Peterson S.	374	151	194	0.92
Bourne B.	64	21	34	0.86	Hutton C.	241	51	59	0.46	Pokorney M.	807	592	462	1.31
Boutin J.	720	176	259	0.60	Ideson R.	21	12	15	1.29	Porter J.	187	155	94	1.33
Carlson C.	230	181	127	1.34	Jefferson D.	180	93	68	0.89	Roberts J.	467	95	187	0.60
Caruso M.	7	2	2	0.57	Jilek J.	63	39	31	1.11	Rothhaar D.	6	1	3	0.67
Cieciek C.	440	1	9	0.02	Joffe Bryan	68	21	19	0.59	Rouse C.	201	13	40	0.26
Clavier A.	337	138	155	0.87	Joffe E.	449	425	256	1.52	Sarosi M.	777	180	224	0.52
Copp A.	403	22	155	0.44	Joffe M.	448	233	303	1.20	Schroeder B.	6	0	0	0.00
Cramer M.	192	0	1	0.01	Johnson A.	765	15	150	0.22	Schroeder D.	611	2	6	0.01
Crawford M.	196	86	96	0.93	Joshi C.	7	2	2	0.57	Schueler D.	605	86	210	0.49
Crichton J.	794	251	286	0.68	Kessler S.	385	77	95	0.45	Snyder J.	7	1	0	0.14
Daum K.	47	0	0	0.00	Klempay T.	23	14	14	1.22	Stefan A.	421	58	80	0.33
DeWolfe T.	423	167	183	0.83	Kless J.	499	79	129	0.42	Stevens D.	204	162	128	1.42
Dickinson G.	132	90	60	1.14	Langrock E.	84	16	31	0.56	Stoller C.	183	0	0	0.00
Dillen K.	90	16	25	0.46	Lewis J.	8	8	6	1.75	Talusan P.	142	21	27	0.34
Edwards S.	223	29	71	0.45	Lobdell G.	346	57	92	0.43	Udager A.	111	29	47	0.68
Ellies B.	310	112	105	0.70	Lynn K.	64	7	10	0.27	Vaughn C.	309	137	112	0.81
Erps R.	354	30	71	0.29	Maltese C.	83	71	50	1.46	Verburg A.	209	0	0	0.00
Erps S.	778	656	496	1.48	Marentette B.	7	5	3	1.14	Waltz S.	211	60	47	0.51
Fisher J.	734	13	155	0.23	McBride R.	184	57	70	0.69	Was A.	8	3	6	1.13
Fitzpatrick M.	490	248	211	0.94	McClelland J.	881	109	296	0.46	Weiler C.	153	83	80	1.07
Forward J.	695	241	319	0.81	Mills J.	7	4	3	1.00	Weiler M.	73	0	0	0.00
Foster D.	512	335	262	1.17	Montalban A.	83	57	59	1.40	Wells S.	181	100	67	0.92
Foster M.	491	40	95	0.27	Nalepa A.	216	29	68	0.45	Wilkins F.	166	22	26	0.29
Frantzeskakis P.	731	85	228	0.43	Navarre G.	621	164	176	0.55	Yanca J.	4	1	1	0.50
Frusti P.	206	186	122	1.50	Nesbitt R.	185	17	49	0.36					

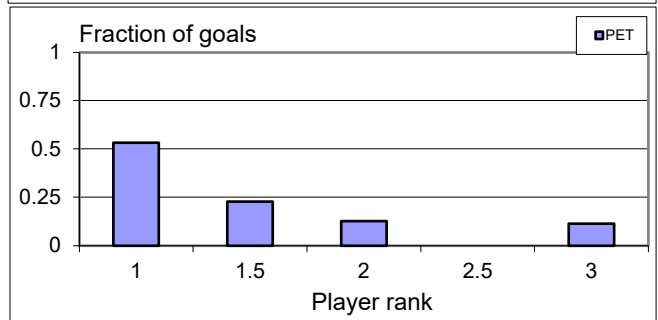
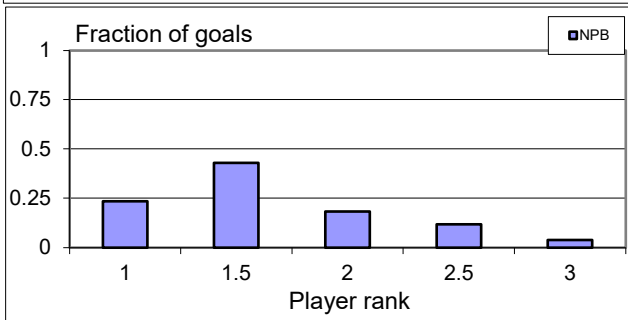
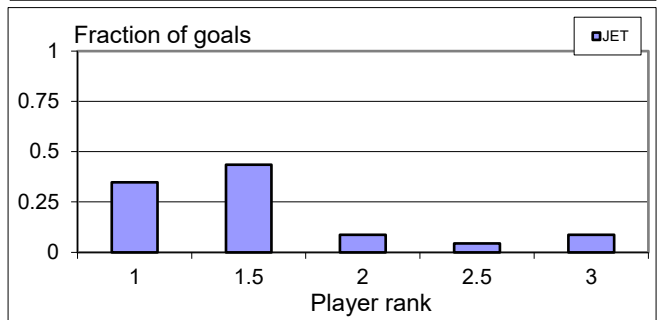
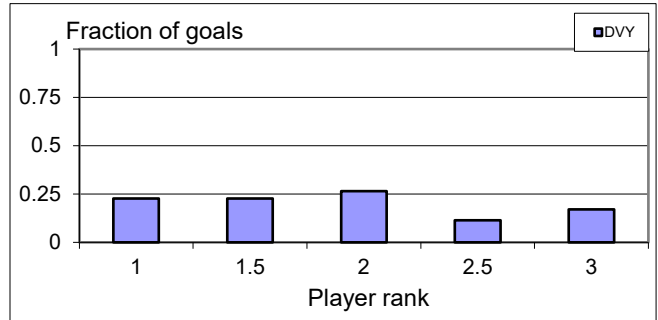
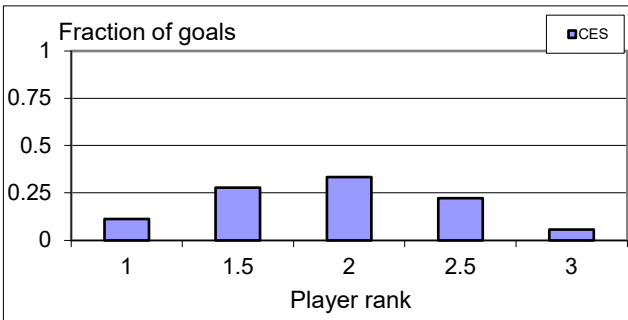
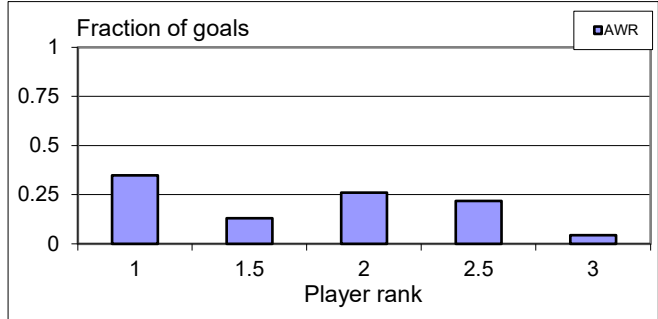
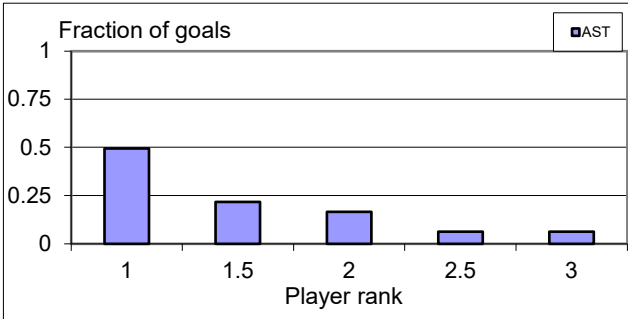
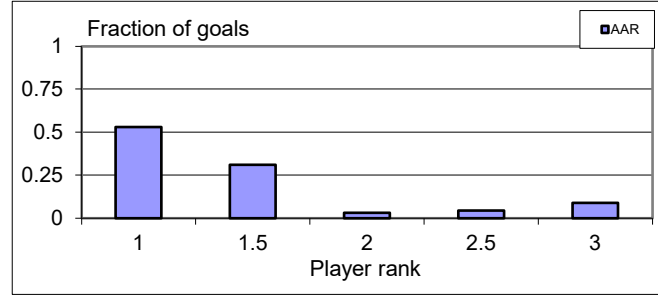
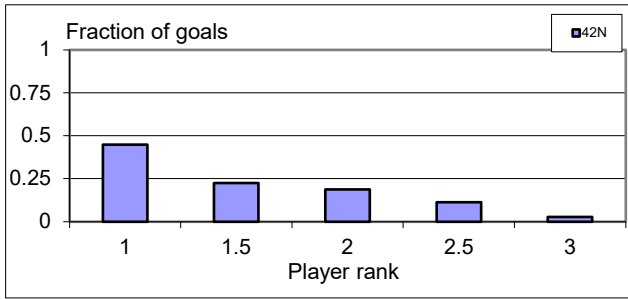
\*Games = Total number of possible games played starting in September 2006 including games played as a substitute.

# Goals by Ranking

Winter 2025

December 23, 2025

e



Goals are normalized by the number of players at each rank level.