

AAMHL Standings

Winter 2025

February 27, 2026

Regular Season

Team	Pts	Won	Lost	Tied	GF	GA	GS	GNA
1 42 North Social House	24	11	3	2	67	39	10	14
2 Peterson Electric Inc.	23	10	3	3	61	38	5	17
3 AstroTurf	18	8	6	2	55	48	5	17
4 Corby Energy Services	18	8	6	2	55	59	20	16
5 North Peak Brewing Co.	18	7	5	4	63	61	6	21
6 Jets Pizza	17	6	5	5	46	56	4	10
7 A&W Restaurant	13	5	8	3	53	56	3	16
8 Forward Design Build	12	5	9	2	55	57	9	14
9 Davey Tree	12	4	8	4	50	56	7	7
10 Ann Arbor Rug and Carp	5	1	12	3	37	72	5	15

GF = Goals for; GA = Goals against; GS = Goals by substitute players; GNA = Goals unassisted

Regular season rank rules: 1-points; 2-most wins (regulation time only); 3-head-to-head; 4-goals for; 5-goals against

PlayOff Season

Team	Pts	Won	Lost	Tied	GF	GA	GS	GNA
1	0	0	0	0	0	0	0	0
2	0	0	0	0	0	0	0	0
3	0	0	0	0	0	0	0	0
4	0	0	0	0	0	0	0	0
5	0	0	0	0	0	0	0	0
6	0	0	0	0	0	0	0	0
7	0	0	0	0	0	0	0	0
8	0	0	0	0	0	0	0	0
9	0	0	0	0	0	0	0	0
10	0	0	0	0	0	0	0	0

Rank: 1-points; 2-most playoff wins; 3- head-to-head playoff pts; 4-head-to-head reg. season; 5-regular season standings

No playoff points will be awarded to a team that is playing with fewer than 11 players.

Player stats.: Top two from each team for each category

Team	Name	Goals	Assists	Total Pts.	Name	Pnlty Min.	Penalty Violation	
42N	O'Brien M. (12)	13	O'Brien M. (12)	15	O'Brien M. (12)	28	Ahlquist S (7)	4
42N	Ideson R. (9)	10	Ideson R. (9)	14	Ideson R. (9)	24	Foster D. (4)	4
AAR	Montalban (8)	11	Jilek J. (13)	6	Montalban (8)	16	Schueler D (17)	8
AAR	Jilek J. (13)	8	Montalban (8)	5	Jilek J. (13)	14	Bartolacci (12)	4
AST	Mills J. (22)	14	Erps S. (9)	10	Mills J. (22)	19	Waltz S. (18)	8
AST	Huntzicker (21)	12	Was A. (17)	8	Huntzicker (21)	18	Erps S. (9)	4
AWR	Lewis J. (69)	17	Hattie M. (40)	16	Hattie M. (40)	26	Wilkins F. (19)	6
AWR	Hattie M. (40)	10	Lewis J. (69)	8	Lewis J. (69)	25	Lewis J. (69)	4
CES	Anday C. (8)	5	Klempay T. (6)	8	Klempay T. (6)	13	Copp A. (9)	2
CES	Joffe E. (40)	5	Langrock E (22)	8	Langrock E (22)	13	Frusti P. (7)	2
DVY	Carlson C. (9)	7	Udager A. (20)	12	Udager A. (20)	17	Udager A. (20)	6
DVY	Hescheles (8)	6	Nilsson J. (11)	11	Nilsson J. (11)	16	Caruso M. (17)	4
FDB	Dickinson (18)	12	Weiler C. (40)	11	Weiler C. (40)	22	Sarosi M. (22)	6
FDB	Weiler C. (40)	11	Dickinson (18)	8	Dickinson (18)	20	Blackburn (77)	4
JET	Stevens D. (9)	14	Stevens D. (9)	12	Stevens D. (9)	26	Snyder J. (5)	6
JET	Porter J. (8)	11	Joffe M. (4)	8	Porter J. (8)	17	Black S. (12)	2
NPB	Baalrud S. (25)	19	Jefferson (19)	11	Baalrud S. (25)	24	Erps R. (14)	4
NPB	Aliff D. (8)	9	Baalrud S. (25)	5	Jefferson (19)	16	Joshi C. (12)	2
PET	Allen C. (11)	12	Maltese C. (13)	11	Maltese C. (13)	23	Opsahl Jef (19)	8
PET	Maltese C. (13)	12	Peterson S (20)	9	Allen C. (11)	18	Forward J. (15)	4

AAMHL Standings

Winter 2025

February 27, 2026

Game Log Matrix (Won, Lost, Tied, Goals for)

	42N	AAR	AST	AWR	CES	DVY	FDB	JET	NPB	PET
42N		0, 2, 0, 3	1, 1, 0, 9	0, 1, 0, 3	0, 2, 0, 4	0, 2, 0, 3	0, 1, 1, 6	0, 1, 0, 1	1, 1, 0, 5	1, 0, 1, 5
AAR	2, 0, 0, 10		2, 0, 0, 10	2, 0, 0, 11	2, 0, 0, 10	0, 0, 1, 3	1, 1, 0, 10	1, 0, 1, 5	0, 0, 1, 6	2, 0, 0, 7
AST	1, 1, 0, 8	0, 2, 0, 4		0, 2, 0, 5	1, 1, 0, 5	1, 0, 1, 5	1, 1, 0, 8	1, 0, 0, 2	0, 0, 1, 4	1, 1, 0, 7
AWR	1, 0, 0, 8	0, 2, 0, 4	2, 0, 0, 9		1, 0, 1, 5	0, 2, 0, 6	1, 1, 0, 5	0, 0, 2, 7	2, 0, 0, 5	1, 0, 0, 7
CES	2, 0, 0, 11	0, 2, 0, 7	1, 1, 0, 6	0, 1, 1, 4		1, 0, 0, 6	0, 1, 0, 3	0, 1, 1, 7	0, 2, 0, 6	2, 0, 0, 9
DVY	2, 0, 0, 8	0, 0, 1, 3	0, 1, 1, 3	2, 0, 0, 13	0, 1, 0, 2		1, 0, 1, 7	1, 1, 0, 3	1, 0, 1, 13	1, 1, 0, 4
FDB	1, 0, 1, 7	1, 1, 0, 6	1, 1, 0, 9	1, 1, 0, 4	1, 0, 0, 4	0, 1, 1, 6		1, 1, 0, 6	2, 0, 0, 11	1, 0, 0, 4
JET	1, 0, 0, 5	0, 1, 1, 3	0, 1, 0, 1	0, 0, 2, 7	1, 0, 1, 11	1, 1, 0, 8	1, 1, 0, 7		0, 2, 0, 4	1, 0, 1, 10
NPB	1, 1, 0, 6	0, 0, 1, 6	0, 0, 1, 4	0, 2, 0, 2	2, 0, 0, 10	0, 1, 1, 10	0, 2, 0, 7	2, 0, 0, 8		0, 1, 1, 8
PET	0, 1, 1, 4	0, 2, 0, 1	1, 1, 0, 4	0, 1, 0, 4	0, 2, 0, 4	1, 1, 0, 3	0, 1, 0, 2	0, 1, 1, 7	1, 0, 1, 9	

Schedule, teams (h vs v), and scores (w vs l)*

29-Oct-2025	05-Nov-2025	12-Nov-2025	19-Nov-2025	26-Nov-2025	03-Dec-2025
N8 NPB 4 vs PET 4	N8 DVY 3 vs PET 1	N8 JET 2 vs DVY 1	N8 DVY 5 vs NPB 5	N8 42N 5 vs NPB 2	N8 42N 3 vs FDB 2
S8 AWR 4 vs AAR 0	S8 42N 7 vs CES 2	S8 FDB 5 vs AWR 2	S8 CES 3 vs AWR 2	S8 AST 3 vs PET 1	S8 PET 3 vs CES 2
N9 FDB 4 vs AST 3	N9 AST 4 vs AWR 2	N9 42N 2 vs PET 2	N9 PET 4 vs AAR 1	N9 AWR 3 vs JET 3	N9 JET 1 vs AAR 1
S9 CES 7 vs JET 3	S9 JET 4 vs NPB 3	S9 CES 5 vs NPB 3	S9 JET 4 vs FDB 3	S9 CES 6 vs AAR 5	S9 DVY 1 vs AST 1
N10 42N 4 vs DVY 2	N10 AAR 5 vs FDB 3	N10 AST 7 vs AAR 3	N10 42N 4 vs AST 3	N10 DVY 3 vs FDB 3	N10 NPB 3 vs AWR 1
10-Dec-2025	17-Dec-2025	07-Jan-2026	14-Jan-2026	21-Jan-2026	28-Jan-2026
N8 42N 7 vs AAR 1	N8 PET 7 vs AWR 4	S8 JET 2 vs AST 1	N8 AST 6 vs FDB 4	N8 AST 6 vs 42N 4	N8 PET 3 vs DVY 0
S8 AST 4 vs CES 2	S8 CES 4 vs FDB 3	N9 DVY 6 vs CES 2	S8 AWR 7 vs AAR 4	S8 FDB 4 vs JET 2	S8 JET 4 vs NPB 1
N9 NPB 4 vs FDB 3	N9 42N 5 vs JET 1	S9 AAR 6 vs NPB 6	N9 NPB 5 vs PET 4	N9 NPB 8 vs DVY 5	N9 AST 5 vs AWR 3
S9 PET 4 vs JET 4	S9 DVY 3 vs AAR 3	N10 PET 4 vs FDB 2	S9 42N 4 vs DVY 1	S9 PET 3 vs AAR 0	S9 42N 4 vs CES 2
N10 AWR 7 vs DVY 4	N10 AST 4 vs NPB 4	S10 42N 8 vs AWR 3	N10 CES 4 vs JET 4	N10 AWR 2 vs CES 2	N10 FDB 7 vs AAR 1
04-Feb-2026	11-Feb-2026	18-Feb-2026	25-Feb-2026	04-Mar-2026	11-Mar-2026
N8 DVY 7 vs JET 1	N8 CES 4 vs AAR 2	N8 PET 6 vs CES 2	N8 42N 3 vs AAR 2	N8 AST 0 vs JET 0	N8 FDB 0 vs CES 0
S8 AST 3 vs AAR 1	S8 NPB 3 vs 42N 1	S8 NPB 2 vs AWR 1	S8 AWR 6 vs DVY 2	S8 NPB 0 vs AAR 0	S8 AAR 0 vs DVY 0
N9 CES 5 vs NPB 3	N9 FDB 4 vs DVY 3	N9 JET 4 vs AAR 2	N9 CES 3 vs AST 2	N9 AWR 0 vs 42N 0	N9 NPB 0 vs AST 0
S9 AWR 2 vs FDB 0	S9 PET 6 vs AST 1	S9 FDB 4 vs 42N 4	S9 NPB 7 vs FDB 4	S9 FDB 0 vs PET 0	S9 PET 0 vs AWR 0
N10 PET 3 vs 42N 2	N10 AWR 4 vs JET 4	N10 DVY 4 vs AST 2	N10 PET 6 vs JET 3	N10 CES 0 vs DVY 0	N10 JET 0 vs 42N 0
18-Mar-2026	25-Mar-2026	01-Apr-2026	08-Apr-2026	15-Apr-2026	22-Apr-2026
N8 NPB 0 vs PET 0	N8 AST 0 vs AWR 0	N8 DVY 0 vs NPB 0	N8 AWR 0 vs FDB 0	N8 _4_ 0 vs _8_ 0	N8 _4_ 0 vs _6_ 0
S8 AAR 0 vs AWR 0	S8 FDB 0 vs AAR 0	S8 FDB 0 vs JET 0	S8 AAR 0 vs AST 0	S8 _2_ 0 vs _10_ 0	S8 _5_ 0 vs _10_ 0
N9 42N 0 vs DVY 0	N9 CES 0 vs 42N 0	N9 CES 0 vs AWR 0	N9 JET 0 vs DVY 0	N9 _1_ 0 vs _6_ 0	N9 _3_ 0 vs _7_ 0
S9 CES 0 vs JET 0	S9 PET 0 vs DVY 0	S9 AST 0 vs 42N 0	S9 PET 0 vs 42N 0	S9 _3_ 0 vs _9_ 0	S9 _1_ 0 vs _9_ 0
N10 AST 0 vs FDB 0	N10 JET 0 vs NPB 0	N10 AAR 0 vs PET 0	N10 CES 0 vs NPB 0	N10 _5_ 0 vs _7_ 0	N10 _2_ 0 vs _8_ 0
29-Apr-2026	06-May-2026	13-May-2026	20-May-2026	00-Jan-1900	00-Jan-1900
N8 _5_ 0 vs _9_ 0	N8 _3_ 0 vs _10_ 0	N8 _2_ 0 vs _9_ 0	N8 _1_ 0 vs _4_ 0	0 0 vs 0 0	0 0 vs 0 0
S8 _1_ 0 vs _8_ 0	S8 _1_ 0 vs _7_ 0	S8 _3_ 0 vs _8_ 0	S8 _2_ 0 vs _3_ 0	0 0 vs 0 0	0 0 vs 0 0
N9 _2_ 0 vs _7_ 0	N9 _2_ 0 vs _6_ 0	N9 _5_ 0 vs _6_ 0	N9 DRH 0 vs DRV 0	0 0 vs 0 0	0 0 vs 0 0
S9 _4_ 0 vs _10_ 0	S9 _5_ 0 vs _8_ 0	S9 _4_ 0 vs _7_ 0	S9 C1H 0 vs C1V 0	0 0 vs 0 0	0 0 vs 0 0
N10 _3_ 0 vs _6_ 0	N10 _4_ 0 vs _9_ 0	N10 _1_ 0 vs _10_ 0	N10 C2H 0 vs C2V 0	0 0 vs 0 0	0 0 vs 0 0

00-Jan-1900	00-Jan-1900	00-Jan-1900	
0 0 vs 0 0	0 0 vs 0 0	0 0 vs 0 0	*Shootout Game
0 0 vs 0 0	0 0 vs 0 0	0 0 vs 0 0	
0 0 vs 0 0	0 0 vs 0 0	0 0 vs 0 0	Rink and game times:
0 0 vs 0 0	0 0 vs 0 0	0 0 vs 0 0	N8 = North Rink at 8 pm; S8.5 = South Rink at 8:30 pm; etc.
0 0 vs 0 0	0 0 vs 0 0	0 0 vs 0 0	Home team is listed first

Goal and Assist

Winter 2025
February 27, 2026

Game Date	Team	Period	No	Goal	Assist	Assist
2/25/2026	42N	1	1	Ideson R. (9)	O'Brien M. (12)	
2/25/2026	42N	2	2	O'Brien M. (12)		
2/25/2026	42N	2	3	McBride R. (8)	Ideson R. (9)	Rothhaar D. (15)
2/25/2026	AAR	1	1	Jilek J. (13)	Montalban A. (8)	
2/25/2026	AAR	2	2	Montalban A. (8)		
2/25/2026	AST	1	1	Was A. (17)	Erps S. (9)	Barden A. (3)
2/25/2026	AST	2	2	Sub (41)		
2/25/2026	AWR	1	1	Huntzicker D. (99)	Joffe Bryan (22)	
2/25/2026	AWR	1	2	Lewis J. (69)	Clavier A. (9)	Sub (1)
2/25/2026	AWR	1	3	Huntzicker D. (99)	Johnson A. (4)	Sub (1)
2/25/2026	AWR	2	4	Edwards S. (14)	Gilson T. (12)	
2/25/2026	AWR	2	5	Clavier A. (9)	Fitzpatrick M. (7)	Huntzicker D. (99)
2/25/2026	AWR	2	6	Lewis J. (69)		
2/25/2026	CES	1	1	Foster D. (45)		
2/25/2026	CES	1	2	Stefan A. (16)	Langrock E. (22)	Snyder J. (13)
2/25/2026	CES	2	3	Stefan A. (16)	Snyder J. (13)	Peal D. (27)
2/25/2026	DVY	1	1	Hutton C. (16)	Caruso M. (17)	Hescheles D. (8)
2/25/2026	DVY	2	2	Baalrud S. (15)	Plunkett B. (6)	
2/25/2026	FDB	1	1	Lewis J. (13)	Weiler C. (40)	
2/25/2026	FDB	2	2	Hutton C. (23)	Weiler C. (40)	Hall E. (10)
2/25/2026	FDB	2	3	Grantham L. (11)	Blackburn R. (77)	
2/25/2026	FDB	2	4	Lewis J. (13)	Ellies B. (14)	
2/25/2026	JET	1	1	Stevens D. (9)	Porter J. (8)	Joffe M. (4)
2/25/2026	JET	2	2	Crawford M. (10)	Stevens D. (9)	Porter J. (8)
2/25/2026	JET	2	3	Stevens D. (9)	Joffe M. (4)	
2/25/2026	NPB	1	1	Baalrud S. (25)		
2/25/2026	NPB	1	2	Baalrud S. (25)	Holmstrom E. (16)	Aliff D. (8)
2/25/2026	NPB	1	3	Marini B. (4)	Baalrud S. (25)	
2/25/2026	NPB	1	4	Joshi C. (12)	Jefferson D. (19)	Erps R. (14)
2/25/2026	NPB	1	5	Joshi C. (12)	Rouse C. (7)	Marini B. (4)
2/25/2026	NPB	2	6	Baalrud S. (25)	Holmstrom E. (16)	Jefferson D. (19)
2/25/2026	NPB	2	7	Aliff D. (8)		
2/25/2026	PET	1	1	Wells S. (16)	Allen C. (11)	Nesbitt R. (22)
2/25/2026	PET	1	2	Allen C. (11)	Boutin J. (12)	
2/25/2026	PET	1	3	Wells S. (16)	Allen C. (11)	
2/25/2026	PET	2	4	Allen C. (11)	Nesbitt R. (22)	
2/25/2026	PET	2	5	Forward J. (15)	Opsahl Jeff (19)	
2/25/2026	PET	2	6	Allen C. (11)	Wells S. (16)	

*Sub Rating Change for Playoff and Finals; Period: 4=Overtime; 5=Shootout

Penalties

Winter 2025
February 27, 2026

<i>Game Date</i>	<i>Team</i>	<i>No</i>	<i>Name</i>	<i>Offense</i>
2/25/2026	AAR	1	Vaughn C.	Trip
2/25/2026	AST	1	Waltz S.	Trip
2/25/2026	FDB	2	Lewis J.	Trip
2/25/2026	JET	1	Snyder J.	Trip
2/25/2026	NPB	1	Joshi C.	Trip

Rostered and NonRostered Subs

Winter 2025
February 27, 2026

Date	GameType	Team	Rostered Players			Sub Player		Status	
			Name	Jersey	Draft No	Name	Jersey		Draft No
2/25/2026	Regular	42N							
2/25/2026	Regular	AAR	Bartolacci A.	12	44	Ellies B.	7	58	Rostered
2/25/2026	Regular	AAR	Pokorney M.	119	57	DeWolfe T.	2	41	Rostered
2/25/2026	Regular	AST	Hula A.	11	80	Lynn K.	27	97	Rostered
2/25/2026	Regular	AST	Schroeder B.	4	100	Heald D.	7	93	Rostered
2/25/2026	Regular	AWR	Hattie M.	40	2	Huntzicker D.	99	1	Rostered
2/25/2026	Regular	CES	Joffe E.	40	15	Allen C.	101	13	Rostered
2/25/2026	Regular	CES	Barnes J.	199	35	Greene S.	299	37	Rostered
2/25/2026	Regular	CES	Klempay T.	6	46	Foster D.	45	45	Rostered
2/25/2026	Regular	CES	O'Brien C.	5	55	Nesbitt R.	100	53	Rostered
2/25/2026	Regular	CES	Anday C.	8	75	Snyder J.	13	72	Rostered
2/25/2026	Regular	CES	Copp A.	9	95	Lynn K.	10	97	Rostered
2/25/2026	Regular	DVY	Nilsson J.	11	7	Baalrud S.	15	10	Rostered
2/25/2026	Regular	DVY	Carlson C.	9	24	Plunkett B.	6	29	NonRostered
2/25/2026	Regular	FDB	Oxender A.	9	43	Lewis J.	13	42	Rostered
2/25/2026	Regular	FDB	Sarosi M.	22	108	Hutton C.	23	104	Rostered
2/25/2026	Regular	JET	Black S.	12	52	Jefferson D.	15	51	Rostered
2/25/2026	Regular	JET	Roberts J.	3	89	Peal D.	11	86	Rostered
2/25/2026	Regular	NPB	Marentette B.	9	11	Marini B.	4	21	NonRostered
2/25/2026	Regular	NPB	Verburg A.	199	31	Stoller C.	299	32	Rostered
2/25/2026	Regular	PET							

AAMHL Goals by player

Winter 2025

February 27, 2026

All = Reg Season + Playoff; PO = Playoff only; SB = Substitute only; SO = Shootout

Team Name	All	PO	SB	SO	Team Name	All	PO	SB	SO	Team Name	All	PO	SB	SO
42N O'Brien M. (12)	13	0	1	0	AWR Fitzpatric (7)	3	0	0	0	FDB Blackburn (77)	0	0	0	0
42N Ideson R. (9)	10	0	2	0	AWR Edwards S. (14)	2	0	1	0	FDB Cramer M. (199)	0	0	0	0
42N Foster D. (4)	9	0	1	0	AWR Gilson T. (12)	1	0	0	0	FDB Gregory E. (24)	0	0	1	0
42N McBride R. (8)	8	0	0	0	AWR Wilkins F. (19)	1	0	1	0	JET Stevens D. (9)	14	0	1	0
42N Ahlquist S (7)	7	0	0	0	AWR Daum K. (199)	0	0	0	0	JET Porter J. (8)	11	0	0	0
42N Kessler S. (5)	4	0	0	0	AWR Johnson A. (4)	0	0	0	0	JET Crawford M (10)	4	0	0	0
42N Rothhaar D (15)	3	0	1	0	AWR Paterson A (3)	0	0	0	0	JET Perkins T. (7)	4	0	0	0
42N Crichton J (42)	1	0	0	0	CES Anday C. (8)	5	0	0	0	JET Bogard S. (13)	3	0	0	0
42N Yanca J. (6)	1	0	0	0	CES Joffe E. (40)	5	0	0	0	JET Joffe M. (4)	3	0	0	0
42N Cieciek C. (199)	0	0	0	0	CES Klempay T. (6)	5	0	0	0	JET Black S. (12)	1	0	0	0
42N Foster M. (10)	0	0	0	0	CES Langrock E (22)	5	0	0	0	JET Frantzeska (6)	1	0	0	0
AAR Montalban (8)	11	0	7	0	CES Frusti P. (7)	3	0	0	0	JET Snyder J. (5)	1	0	2	0
AAR Jilek J. (13)	8	0	0	0	CES Stefan A. (16)	3	0	0	0	JET Roberts J. (3)	0	0	1	0
AAR Bartolacci (12)	3	0	3	0	CES Copp A. (9)	1	0	0	0	JET Stoller C. (199)	0	0	0	0
AAR Dillen K. (19)	2	0	0	0	CES Nalepa A. (20)	1	0	3	0	NPB Baalrud S. (25)	19	0	2	0
AAR Lynn K. (40)	2	0	0	0	CES Peal D. (27)	1	0	0	0	NPB Aliff D. (8)	9	0	0	0
AAR Vaughn C. (97)	2	0	1	0	CES Barnes J. (199)	0	0	0	0	NPB Jefferson (19)	5	0	1	0
AAR Barnes P. (28)	1	0	0	0	CES O'Brien C. (5)	0	0	0	0	NPB Joshi C. (12)	5	0	0	0
AAR Greene S. (199)	0	0	0	0	DVY Carlson C. (9)	7	0	0	0	NPB Marentette (9)	5	0	0	0
AAR Lobdell G. (16)	0	0	0	0	DVY Hescheles (8)	6	0	0	0	NPB Holmstrom (16)	4	0	4	0
AAR Pokorney M (119)	0	0	0	0	DVY Hutton C. (16)	6	0	1	0	NPB Rouse C. (7)	3	0	0	0
AAR Schueler D (17)	0	0	0	0	DVY Perry B. (7)	6	0	0	0	NPB Talusan P. (24)	2	0	2	0
AST Mills J. (22)	14	0	0	0	DVY Nilsson J. (11)	5	0	0	0	NPB Erps R. (14)	1	0	0	0
AST Huntzicker (21)	12	0	2	0	DVY Udager A. (20)	5	0	1	0	NPB Grant J. (10)	1	0	0	0
AST Was A. (17)	6	0	1	0	DVY Caruso M. (17)	3	0	2	0	NPB Verburg A. (199)	0	0	0	0
AST Erps S. (9)	5	0	0	0	DVY Bourne B. (10)	2	0	3	0	PET Allen C. (11)	12	0	1	0
AST Barden A. (3)	4	0	0	0	DVY Navarre G. (12)	1	0	0	0	PET Maltese C. (13)	12	0	3	0
AST Waltz S. (18)	4	0	1	0	DVY Fisher J. (19)	0	0	0	0	PET Wells S. (16)	11	0	1	0
AST Kless J. (8)	2	0	0	0	DVY Weiler M. (199)	0	0	0	0	PET Opsahl Jef (19)	9	0	0	0
AST DeWolfe T. (19)	1	0	0	0	FDB Dickinson (18)	12	0	0	0	PET Pawlowski (10)	4	0	0	0
AST Hula A. (11)	1	0	0	0	FDB Weiler C. (40)	11	0	0	0	PET Peterson S (20)	4	0	0	0
AST Schroeder (4)	0	0	0	0	FDB Ellies B. (14)	5	0	0	0	PET Forward J. (15)	3	0	2	0
AST Schroeder (199)	0	0	0	0	FDB Grantham L (11)	4	0	1	0	PET Nesbitt R. (22)	1	0	0	0
AWR Lewis J. (69)	17	0	2	0	FDB Hall E. (10)	4	0	0	0	PET Boutin J. (12)	0	0	0	0
AWR Hattie M. (40)	10	0	2	0	FDB Oxender A. (9)	4	0	1	0	PET Heald D. (17)	0	0	0	0
AWR Joffe Brya (22)	5	0	1	0	FDB Sarosi M. (22)	4	0	0	0	PET Parks C. (199)	0	0	0	0
AWR Clavier A. (9)	4	0	0	0	FDB McClelland (3)	2	0	0	0					

AAMHL Assists by player

Winter 2025

February 27, 2026

All = Reg Season + Playoff; PO = Playoff only; SB = Substitute only

<i>Team</i>	<i>Name</i>	<i>All</i>	<i>PO</i>	<i>SB</i>	<i>Team</i>	<i>Name</i>	<i>All</i>	<i>PO</i>	<i>SB</i>	<i>Team</i>	<i>Name</i>	<i>All</i>	<i>PO</i>	<i>SB</i>
42N	O'Brien M. (12)	15	0	2	AWR	Johnson A. (4)	4	0	0	FDB	McClelland (3)	3	0	0
42N	Ideson R. (9)	14	0	1	AWR	Edwards S. (14)	3	0	0	FDB	Sarosi M. (22)	3	0	0
42N	Foster D. (4)	12	0	0	AWR	Fitzpatric (7)	2	0	0	FDB	Cramer M. (199)	0	0	0
42N	McBride R. (8)	7	0	0	AWR	Wilkins F. (19)	2	0	2	JET	Stevens D. (9)	12	0	7
42N	Ahlquist S (7)	6	0	0	AWR	Gilson T. (12)	1	0	0	JET	Joffe M. (4)	8	0	0
42N	Rothhaar D (15)	4	0	2	AWR	Paterson A (3)	1	0	0	JET	Porter J. (8)	6	0	0
42N	Crichton J (42)	3	0	0	AWR	Daum K. (199)	0	0	0	JET	Perkins T. (7)	5	0	1
42N	Kessler S. (5)	2	0	2	CES	Klempay T. (6)	8	0	0	JET	Black S. (12)	3	0	0
42N	Cieciek C. (199)	1	0	0	CES	Langrock E (22)	8	0	1	JET	Bogard S. (13)	3	0	0
42N	Yanca J. (6)	1	0	0	CES	Joffe E. (40)	5	0	0	JET	Crawford M (10)	3	0	0
42N	Foster M. (10)	0	0	0	CES	Nalepa A. (20)	5	0	1	JET	Frantzeska (6)	1	0	1
AAR	Jilek J. (13)	6	0	0	CES	Anday C. (8)	4	0	0	JET	Roberts J. (3)	1	0	0
AAR	Montalban (8)	5	0	2	CES	Frusti P. (7)	3	0	0	JET	Snyder J. (5)	1	0	2
AAR	Vaughn C. (97)	4	0	1	CES	Peal D. (27)	3	0	0	JET	Stoller C. (199)	0	0	0
AAR	Lynn K. (40)	3	0	0	CES	O'Brien C. (5)	1	0	0	NPB	Jefferson (19)	11	0	0
AAR	Barnes P. (28)	2	0	0	CES	Stefan A. (16)	1	0	0	NPB	Baalrud S. (25)	5	0	0
AAR	Dillen K. (19)	2	0	0	CES	Barnes J. (199)	0	0	0	NPB	Holmstrom (16)	5	0	2
AAR	Lobdell G. (16)	2	0	0	CES	Copp A. (9)	0	0	1	NPB	Joshi C. (12)	4	0	0
AAR	Bartolacci (12)	1	0	0	DVY	Udager A. (20)	12	0	1	NPB	Marentette (9)	4	0	0
AAR	Schueler D (17)	1	0	0	DVY	Nilsson J. (11)	11	0	0	NPB	Talusan P. (24)	4	0	1
AAR	Greene S. (199)	0	0	0	DVY	Perry B. (7)	6	0	0	NPB	Aliff D. (8)	3	0	0
AAR	Pokorney M (119)	0	0	0	DVY	Carlson C. (9)	4	0	0	NPB	Erps R. (14)	3	0	1
AST	Erps S. (9)	10	0	0	DVY	Caruso M. (17)	4	0	2	NPB	Grant J. (10)	3	0	0
AST	Was A. (17)	8	0	1	DVY	Hescheles (8)	4	0	1	NPB	Rouse C. (7)	2	0	0
AST	Huntzicker (21)	6	0	1	DVY	Navarre G. (12)	4	0	0	NPB	Verburg A. (199)	0	0	0
AST	Mills J. (22)	5	0	0	DVY	Bourne B. (10)	3	0	3	PET	Maltese C. (13)	11	0	0
AST	Waltz S. (18)	5	0	1	DVY	Fisher J. (19)	0	0	0	PET	Peterson S (20)	9	0	2
AST	Barden A. (3)	4	0	0	DVY	Hutton C. (16)	0	0	0	PET	Forward J. (15)	7	0	0
AST	Hula A. (11)	3	0	0	DVY	Weiler M. (199)	0	0	0	PET	Wells S. (16)	7	0	0
AST	Kless J. (8)	3	0	0	FDB	Weiler C. (40)	11	0	1	PET	Allen C. (11)	6	0	1
AST	DeWolfe T. (19)	1	0	0	FDB	Dickinson (18)	8	0	0	PET	Heald D. (17)	5	0	0
AST	Schroeder (4)	0	0	1	FDB	Grantham L (11)	6	0	0	PET	Pawlowski (10)	4	0	0
AST	Schroeder (199)	0	0	0	FDB	Gregory E. (24)	6	0	0	PET	Nesbitt R. (22)	3	0	3
AWR	Hattie M. (40)	16	0	3	FDB	Blackburn (77)	5	0	0	PET	Opsahl Jef (19)	3	0	0
AWR	Lewis J. (69)	8	0	2	FDB	Ellies B. (14)	5	0	2	PET	Boutin J. (12)	2	0	0
AWR	Clavier A. (9)	4	0	1	FDB	Oxender A. (9)	5	0	1	PET	Parks C. (199)	0	0	0
AWR	Joffe Brya (22)	4	0	2	FDB	Hall E. (10)	4	0	0					

AAMHL Points by player

Winter 2025

February 27, 2026

All = Reg Season + Playoff; PO = Playoff only; SB = Substitute only

<i>Team</i>	<i>Name</i>	<i>All</i>	<i>PO</i>	<i>SB</i>	<i>Team</i>	<i>Name</i>	<i>All</i>	<i>PO</i>	<i>SB</i>	<i>Team</i>	<i>Name</i>	<i>All</i>	<i>PO</i>	<i>SB</i>
42N	O'Brien M. (12)	28	0	3	AWR	Edwards S. (14)	5	0	1	FDB	Blackburn (77)	5	0	0
42N	Ideson R. (9)	24	0	3	AWR	Fitzpatric (7)	5	0	0	FDB	McClelland (3)	5	0	0
42N	Foster D. (4)	21	0	1	AWR	Johnson A. (4)	4	0	0	FDB	Cramer M. (199)	0	0	0
42N	McBride R. (8)	15	0	0	AWR	Wilkins F. (19)	3	0	3	JET	Stevens D. (9)	26	0	8
42N	Ahlquist S (7)	13	0	0	AWR	Gilson T. (12)	2	0	0	JET	Porter J. (8)	17	0	0
42N	Rothhaar D (15)	7	0	3	AWR	Paterson A (3)	1	0	0	JET	Joffe M. (4)	11	0	0
42N	Kessler S. (5)	6	0	2	AWR	Daum K. (199)	0	0	0	JET	Perkins T. (7)	9	0	1
42N	Crichton J (42)	4	0	0	CES	Klempay T. (6)	13	0	0	JET	Crawford M (10)	7	0	0
42N	Yanca J. (6)	2	0	0	CES	Langrock E (22)	13	0	1	JET	Bogard S. (13)	6	0	0
42N	Cieciek C. (199)	1	0	0	CES	Joffe E. (40)	10	0	0	JET	Black S. (12)	4	0	0
42N	Foster M. (10)	0	0	0	CES	Anday C. (8)	9	0	0	JET	Frantzeska (6)	2	0	1
AAR	Montalban (8)	16	0	9	CES	Frusti P. (7)	6	0	0	JET	Snyder J. (5)	2	0	4
AAR	Jilek J. (13)	14	0	0	CES	Nalepa A. (20)	6	0	4	JET	Roberts J. (3)	1	0	1
AAR	Vaughn C. (97)	6	0	2	CES	Peal D. (27)	4	0	0	JET	Stoller C. (199)	0	0	0
AAR	Lynn K. (40)	5	0	0	CES	Stefan A. (16)	4	0	0	NPB	Baalrud S. (25)	24	0	2
AAR	Bartolacci (12)	4	0	3	CES	Copp A. (9)	1	0	1	NPB	Jefferson (19)	16	0	1
AAR	Dillen K. (19)	4	0	0	CES	O'Brien C. (5)	1	0	0	NPB	Aliff D. (8)	12	0	0
AAR	Barnes P. (28)	3	0	0	CES	Barnes J. (199)	0	0	0	NPB	Holmstrom (16)	9	0	6
AAR	Lobdell G. (16)	2	0	0	DVY	Udager A. (20)	17	0	2	NPB	Joshi C. (12)	9	0	0
AAR	Schueler D (17)	1	0	0	DVY	Nilsson J. (11)	16	0	0	NPB	Marentette (9)	9	0	0
AAR	Greene S. (199)	0	0	0	DVY	Perry B. (7)	12	0	0	NPB	Talusan P. (24)	6	0	3
AAR	Pokorney M (119)	0	0	0	DVY	Carlson C. (9)	11	0	0	NPB	Rouse C. (7)	5	0	0
AST	Mills J. (22)	19	0	0	DVY	Hescheles (8)	10	0	1	NPB	Erps R. (14)	4	0	1
AST	Huntzicker (21)	18	0	3	DVY	Caruso M. (17)	7	0	4	NPB	Grant J. (10)	4	0	0
AST	Erps S. (9)	15	0	0	DVY	Hutton C. (16)	6	0	1	NPB	Verburg A. (199)	0	0	0
AST	Was A. (17)	14	0	2	DVY	Bourne B. (10)	5	0	6	PET	Maltese C. (13)	23	0	3
AST	Waltz S. (18)	9	0	2	DVY	Navarre G. (12)	5	0	0	PET	Allen C. (11)	18	0	2
AST	Barden A. (3)	8	0	0	DVY	Fisher J. (19)	0	0	0	PET	Wells S. (16)	18	0	1
AST	Kless J. (8)	5	0	0	DVY	Weiler M. (199)	0	0	0	PET	Peterson S (20)	13	0	2
AST	Hula A. (11)	4	0	0	FDB	Weiler C. (40)	22	0	1	PET	Opsahl Jef (19)	12	0	0
AST	DeWolfe T. (19)	2	0	0	FDB	Dickinson (18)	20	0	0	PET	Forward J. (15)	10	0	2
AST	Schroeder (4)	0	0	1	FDB	Ellies B. (14)	10	0	2	PET	Pawlowski (10)	8	0	0
AST	Schroeder (199)	0	0	0	FDB	Grantham L (11)	10	0	1	PET	Heald D. (17)	5	0	0
AWR	Hattie M. (40)	26	0	5	FDB	Oxender A. (9)	9	0	2	PET	Nesbitt R. (22)	4	0	3
AWR	Lewis J. (69)	25	0	4	FDB	Hall E. (10)	8	0	0	PET	Boutin J. (12)	2	0	0
AWR	Joffe Brya (22)	9	0	3	FDB	Sarosi M. (22)	7	0	0	PET	Parks C. (199)	0	0	0
AWR	Clavier A. (9)	8	0	1	FDB	Gregory E. (24)	6	0	1					

AAMHL Penalties by player

Winter 2025

February 27, 2026

<i>Team</i>	<i>Name</i>	<i>Total</i>	<i>Category</i>	<i>Team</i>	<i>Name</i>	<i>Total</i>	<i>Category</i>	<i>Team</i>	<i>Name</i>	<i>Total</i>	<i>Category</i>
42N	Ahquist S.	2	Hooker	AWR	Gilson T.	1	Conformist	FDB	Oxender A.	1	Conformist
42N	Cieciak C.	0	Conformist	AWR	Hattie M.	1	Conformist	FDB	Sarosi M.	1	Conformist
42N	Crichton J.	1	Conformist	AWR	Joffe Bryan	0	Conformist	FDB	Weiler C.	0	Conformist
42N	Foster D.	2	Tripper	AWR	Johnson A.	0	Conformist	JET	Black S.	1	Conformist
42N	Foster M.	0	Conformist	AWR	Lewis J.	1	Conformist	JET	Bogard S.	0	Conformist
42N	Ideson R.	0	Conformist	AWR	Paterson A.	0	Conformist	JET	Crawford M.	1	Conformist
42N	Kessler S.	0	Conformist	AWR	Wilkins F.	3	Tripper	JET	Frantzeskakis P	1	Conformist
42N	McBride R.	0	Conformist	CES	Anday C.	0	Conformist	JET	Joffe M.	0	Conformist
42N	O'Brien M.	1	Conformist	CES	Barnes J.	0	Conformist	JET	Perkins T.	0	Conformist
42N	Rothhaar D.	0	Conformist	CES	Copp A.	1	Conformist	JET	Porter J.	0	Conformist
42N	Yanca J.	0	Conformist	CES	Frusti P.	1	Conformist	JET	Roberts J.	0	Conformist
AAR	Barnes P.	0	Conformist	CES	Joffe E.	0	Conformist	JET	Snyder J.	3	Checker
AAR	Bartolacci A.	1	Conformist	CES	Klempay T.	1	Conformist	JET	Stevens D.	0	Conformist
AAR	Dillen K.	1	Conformist	CES	Langrock E.	0	Conformist	JET	Stoller C.	0	Conformist
AAR	Greene S.	0	Conformist	CES	Nalepa A.	0	Conformist	NPB	Aliff D.	1	Conformist
AAR	Jilek J.	0	Conformist	CES	O'Brien C.	0	Conformist	NPB	Baalrud S.	0	Conformist
AAR	Lobdell G.	1	Conformist	CES	Peal D.	0	Conformist	NPB	Erps R.	2	Checker
AAR	Lynn K.	0	Conformist	CES	Stefan A.	0	Conformist	NPB	Grant J.	0	Conformist
AAR	Montalban A.	0	Conformist	DVY	Bourne B.	1	Conformist	NPB	Holmstrom E.	0	Conformist
AAR	Pokorney M.	0	Conformist	DVY	Carlson C.	0	Conformist	NPB	Jefferson D.	0	Conformist
AAR	Schueler D.	3	Hooker	DVY	Caruso M.	1	Conformist	NPB	Joshi C.	2	Tripper
AAR	Vaughn C.	1	Conformist	DVY	Fisher J.	0	Conformist	NPB	Marentette B.	1	Conformist
AST	Barden A.	0	Conformist	DVY	Hescheles D.	0	Conformist	NPB	Rouse C.	0	Conformist
AST	DeWolfe T.	1	Conformist	DVY	Hutton C.	0	Conformist	NPB	Talusan P.	0	Conformist
AST	Erps S.	2	Tripper	DVY	Navarre G.	0	Conformist	NPB	Verburg A.	0	Conformist
AST	Hula A.	1	Conformist	DVY	Nilsson J.	1	Conformist	PET	Allen C.	1	Conformist
AST	Huntzicker D.	0	Conformist	DVY	Perry B.	1	Conformist	PET	Boutin J.	0	Conformist
AST	Kless J.	1	Conformist	DVY	Udager A.	3	Hooker	PET	Forward J.	0	Conformist
AST	Mills J.	1	Conformist	DVY	Weiler M.	0	Conformist	PET	Heald D.	0	Conformist
AST	Schroeder B.	1	Conformist	FDB	Blackburn R.	1	Conformist	PET	Maltese C.	0	Conformist
AST	Schroeder D.	0	Conformist	FDB	Cramer M.	0	Conformist	PET	Nesbitt R.	2	Hooker
AST	Waltz S.	2	Checker	FDB	Dickinson G.	0	Conformist	PET	Opsahl Jeff	4	Tripper
AST	Was A.	1	Conformist	FDB	Ellies B.	0	Conformist	PET	Parks C.	0	Conformist
AWR	Clavier A.	1	Conformist	FDB	Grantham L.	1	Conformist	PET	Pawlowski B.	1	Conformist
AWR	Daum K.	0	Conformist	FDB	Gregory E.	0	Conformist	PET	Peterson S.	0	Conformist
AWR	Edwards S.	0	Conformist	FDB	Hall E.	2	Hooker	PET	Wells S.	1	Conformist
AWR	Fitzpatrick M.	1	Conformist	FDB	McClelland J.	0	Conformist				

Points Per Game By Year

Winter 2025

February 27, 2026

Name	Points per Game per Year				Trend	Name	Points per Game per Year				Trend	Name	Points per Game per Year				Trend
	2025	2024	2023	2022	Rank		2025	2024	2023	2022	Rank		2025	2024	2023	2022	Rank
Ahlquist S.	0.64	0.63	0.92	0.73		Gilson T.	0.11	0.43	0.33	0.40		Nalepa A.	0.60	0.27	0.50	0.55	
Aliff D.	1.09	0.00	0.00	0.00		Grant J.	0.13	0.15	0.23	0.37		Navarre G.	0.15	0.24	0.13	0.34	
Allen C.	1.05	0.00	0.00	0.00		Grantham L.	0.53	0.50	0.64	0.60		Nesbitt R.	0.39	0.12	0.30	0.29	
Anday C.	1.29	0.00	0.00	0.00		Gregory E.	0.31	0.28	0.17	0.38		Nilsson J.	1.28	1.42	1.47	1.36	
Baalrud S.	1.19	1.00	0.00	0.00		Hall E.	0.59	0.85	1.00	1.00		O'Brien C.	0.33	0.45	0.27	0.38	
Barden A.	0.33	0.27	0.00	0.00		Hattie M.	1.75	0.00	0.00	0.00		O'Brien M.	1.64	1.16	1.58	1.39	
Barnes P.	0.17	0.43	0.35	0.24		Heald D.	0.29	0.32	0.18	0.18		Opsahl Jeff	0.49	0.31	0.28	0.63	
Bartolacci A.	0.65	0.58	0.00	0.00		Hescheles D.	0.73	0.70	0.57	0.58		Oxender A.	1.09	0.96	1.05	1.08	
Black S.	0.50	0.00	0.00	0.00		Holmstrom E.	0.77	0.67	0.91	0.90		Paterson A.	0.19	0.36	0.14	0.33	
Blackburn R.	0.31	0.27	0.31	0.54		Hula A.	0.21	0.13	0.19	0.00		Pawlowski B.	0.50	0.68	0.38	0.49	
Bogard S.	0.34	0.40	0.26	0.43		Huntzicker D.	1.29	1.98	1.91	1.67		Peal D.	0.18	0.15	0.19	0.20	
Bourne B.	1.00	0.83	0.94	0.00		Hutton C.	0.41	0.36	0.37	0.33	1	Perkins T.	1.00	1.12	0.98	0.72	
Boutin J.	0.32	0.35	0.13	0.47		Ideson R.	1.31	0.00	0.00	0.00		Perry B.	0.58	0.74	0.89	1.00	
Carlson C.	1.27	1.08	0.91	1.31		Jefferson D.	0.84	0.89	0.96	0.69		Peterson S.	0.69	0.95	0.70	1.42	
Caruso M.	0.73	0.00	0.00	0.00		Jilek J.	1.07	1.02	0.00	0.00		Pokorney M.	1.06	0.90	0.78	0.80	
Clavier A.	0.46	0.53	0.50	0.92		Joffe Bryan	0.56	0.60	0.00	0.00		Porter J.	1.21	0.73	1.29	1.16	
Copp A.	0.27	0.42	0.19	0.21		Joffe E.	1.04	1.41	1.02	1.16		Roberts J.	0.22	0.21	0.37	0.73	
Crawford M.	0.96	0.63	1.07	0.82		Joffe M.	0.58	0.78	0.59	1.10		Rothhaar D.	0.53	0.00	0.00	0.00	
Crichton J.	0.27	0.33	0.12	0.48		Johnson A.	0.17	0.14	0.16	0.18		Rouse C.	0.24	0.20	0.37	0.30	
DeWolfe T.	0.32	0.58	0.54	0.49		Joshi C.	0.60	0.00	0.00	0.00		Sarosi M.	0.34	0.29	0.42	0.30	
Dickinson G.	1.54	1.08	0.83	1.39		Kessler S.	0.43	0.39	0.25	0.52		Schroeder B.	0.09	0.00	0.00	0.00	
Dillen K.	0.38	0.46	0.00	0.53		Klempay T.	1.15	0.00	0.00	0.00		Schueler D.	0.21	0.36	0.33	0.50	
Edwards S.	0.37	0.23	0.68	0.59		Kless J.	0.34	0.36	0.48	0.38		Snyder J.	0.25	0.00	0.00	0.00	
Ellies B.	0.56	0.53	0.69	0.71		Langrock E.	0.59	0.63	0.35	0.00		Stefan A.	0.44	0.35	0.05	0.26	
Erps R.	0.22	0.16	0.19	0.30		Lewis J.	1.26	0.00	0.00	0.00		Stevens D.	1.56	1.40	1.20	1.33	
Erps S.	0.91	1.41	1.33	1.34		Lobdell G.	0.16	0.28	0.19	0.32		Talusan P.	0.48	0.16	0.47	0.31	
Fisher J.	0.03	0.09	0.12	0.12		Lynn K.	0.26	0.24	0.00	0.00		Udager A.	0.69	0.66	0.73	0.00	
Fitzpatrick M.	0.35	0.66	0.76	1.05		Maltese C.	1.30	1.39	1.77	0.00		Vaughn C.	0.37	0.85	0.41	1.23	
Forward J.	0.77	0.29	0.53	0.43		Marentette B.	1.00	0.00	0.00	0.00		Waltz S.	0.54	0.46	0.32	0.66	
Foster D.	0.97	0.78	1.03	1.23		McBride R.	0.76	0.53	0.54	0.67		Was A.	1.07	0.00	0.00	0.00	
Foster M.	0.14	0.25	0.22	0.24		McClelland J.	0.34	0.34	0.23	0.25		Weiler C.	1.23	1.15	0.98	1.00	
Frantzeskakis P.	0.42	0.38	0.24	0.42		Mills J.	1.12	0.00	0.00	0.00		Wells S.	0.94	1.11	0.57	0.94	
Frusti P.	0.92	1.12	1.82	1.42		Montalban A.	1.23	1.38	1.68	0.00		Wilkins F.	0.24	0.09	0.33	0.26	
												Yanca J.	0.33	0.00	0.00	0.00	

Trend Rank = A rank of the players with an increasing rate of the number of points per game per year over the last 5 years.

The rank number is based on the slope of a least-square linear fit to the last five years of points per game data for each player.

The lower the rank number the greater the rate of increase in points per game per year.

The quality of the fit (coefficient of determination) must be greater than 0.4 to be assigned a rank

Player points since 2006

Winter 2025

February 27, 2026

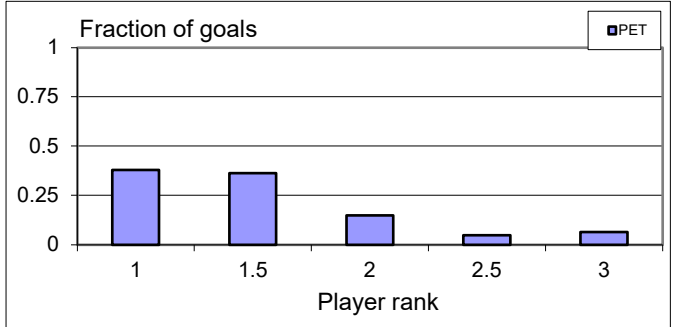
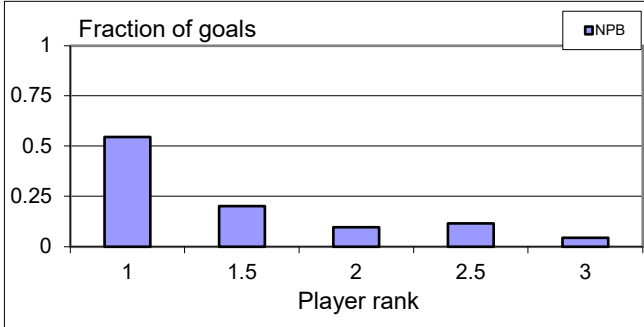
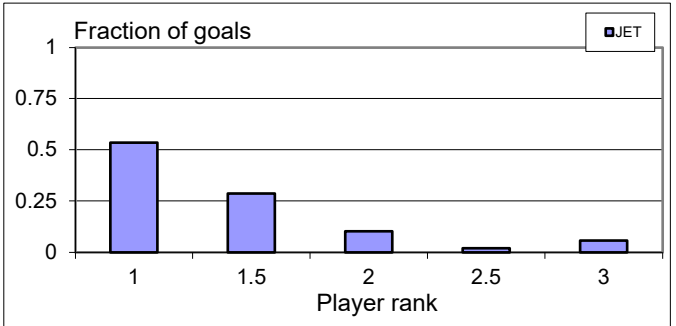
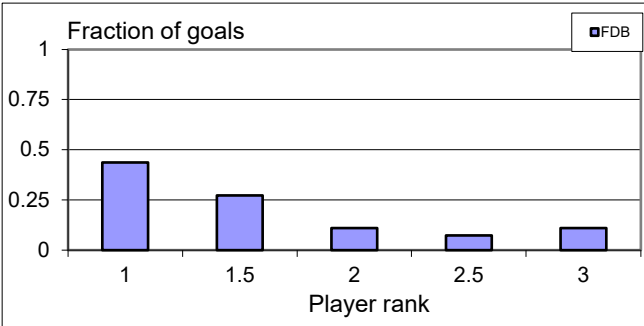
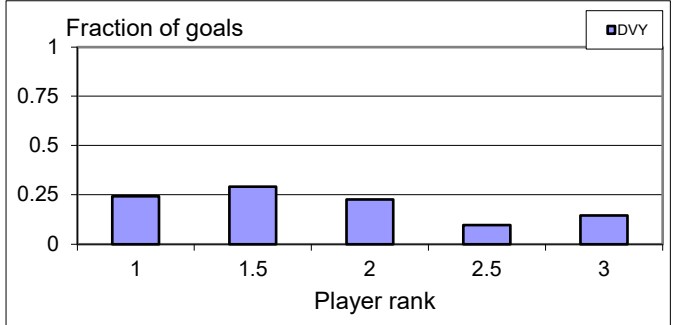
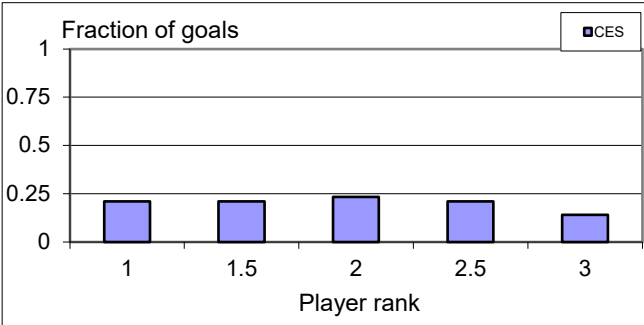
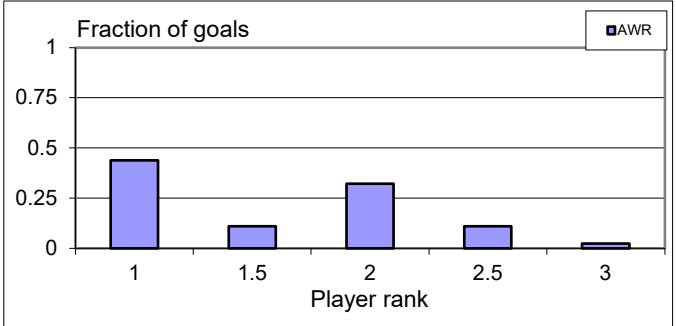
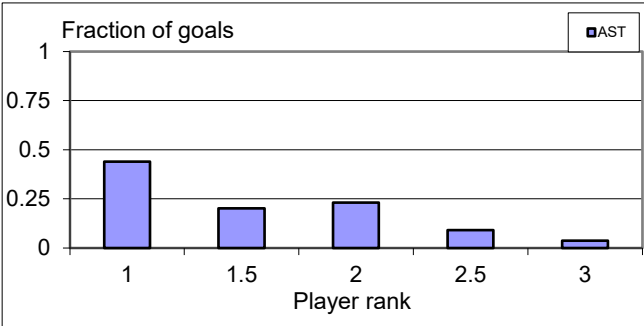
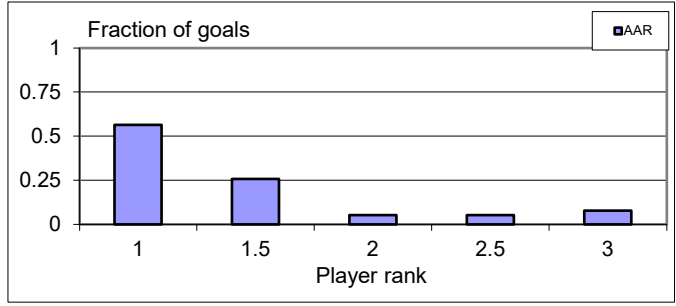
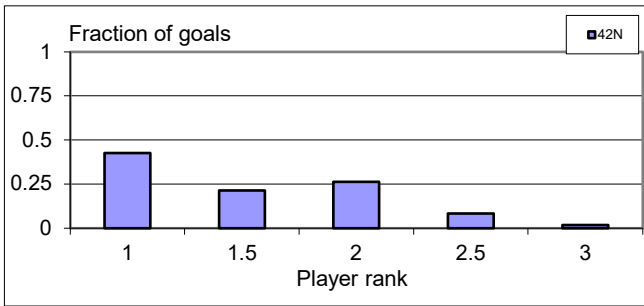
Name	Games	Goals	Asists	Points/Game	Name	Games	Goals	Asists	Points/Game	Name	Games	Goals	Asists	Points/Game
Ahlquist S.	218	69	90	0.73	Gilson T.	551	134	184	0.58	Nilsson J.	148	106	101	1.40
Aliff D.	10	9	3	1.20	Grant J.	194	10	43	0.27	O'Brien C.	400	46	163	0.52
Allen C.	14	12	6	1.29	Grantham L.	856	409	425	0.97	O'Brien M.	394	333	331	1.69
Anday C.	7	5	4	1.29	Greene S.	389	0	0	0.00	Opsahl Jeff	431	208	220	0.99
Baalrud S.	53	44	17	1.15	Gregory E.	325	59	110	0.52	Oxender A.	188	97	87	0.98
Barden A.	59	8	9	0.29	Hall E.	283	170	143	1.11	Parks C.	163	0	6	0.04
Barnes J.	693	0	14	0.02	Hattie M.	33	21	39	1.82	Paterson A.	281	34	74	0.38
Barnes P.	927	218	368	0.63	Heald D.	238	14	49	0.26	Pawlowski B.	253	88	68	0.62
Bartolacci A.	68	27	18	0.66	Hescheles D.	252	94	81	0.69	Peal D.	479	43	98	0.29
Black S.	7	1	3	0.57	Holmstrom E.	344	204	147	1.02	Perkins T.	246	132	113	1.00
Blackburn R.	330	78	106	0.56	Hula A.	107	6	13	0.18	Perry B.	584	301	411	1.22
Bogard S.	811	252	284	0.66	Huntzicker D.	380	460	284	1.96	Peterson S.	382	155	200	0.93
Bourne B.	69	22	37	0.86	Hutton C.	247	54	59	0.46	Pokorney M.	810	592	462	1.30
Boutin J.	723	176	261	0.60	Ideson R.	28	15	24	1.39	Porter J.	194	159	97	1.32
Carlson C.	234	186	131	1.35	Jefferson D.	188	95	76	0.91	Roberts J.	472	95	188	0.60
Caruso M.	13	3	4	0.54	Jilek J.	69	42	32	1.07	Rothhaar D.	13	3	4	0.54
Cieciak C.	446	1	10	0.02	Joffe Bryan	75	21	22	0.57	Rouse C.	208	15	42	0.27
Clavier A.	345	140	157	0.86	Joffe E.	452	426	257	1.51	Sarosi M.	784	181	225	0.52
Copp A.	410	23	155	0.43	Joffe M.	455	235	308	1.19	Schroeder B.	10	0	0	0.00
Cramer M.	197	0	1	0.01	Johnson A.	773	15	152	0.22	Schroeder D.	619	2	6	0.01
Crawford M.	199	87	96	0.92	Joshi C.	15	5	4	0.60	Schueler D.	613	86	211	0.48
Crichton J.	800	251	287	0.67	Kessler S.	393	78	95	0.44	Snyder J.	14	1	1	0.14
Daum K.	55	0	0	0.00	Klempay T.	27	14	17	1.15	Stefan A.	425	60	80	0.33
DeWolfe T.	430	167	184	0.82	Kless J.	507	79	130	0.41	Stevens D.	212	172	133	1.44
Dickinson G.	140	97	65	1.16	Langrock E.	90	17	33	0.56	Stoller C.	190	0	0	0.00
Dillen K.	96	17	26	0.45	Lewis J.	16	17	8	1.56	Talusan P.	149	23	28	0.34
Edwards S.	231	30	73	0.45	Lobdell G.	352	57	93	0.43	Udager A.	119	32	56	0.74
Ellies B.	318	115	107	0.70	Lynn K.	71	8	10	0.25	Vaughn C.	317	137	116	0.80
Erps R.	359	30	74	0.29	Maltese C.	91	76	55	1.44	Verburg A.	213	0	0	0.00
Erps S.	786	657	500	1.47	Marentette B.	8	5	4	1.13	Waltz S.	219	63	50	0.52
Fisher J.	741	13	155	0.23	McBride R.	192	61	71	0.69	Was A.	14	6	8	1.00
Fitzpatrick M.	498	251	212	0.93	McClelland J.	889	110	297	0.46	Weiler C.	161	88	86	1.08
Forward J.	703	244	322	0.81	Mills J.	15	14	5	1.27	Weiler M.	81	0	0	0.00
Foster D.	519	341	265	1.17	Montalban A.	91	62	61	1.35	Wells S.	189	109	72	0.96
Foster M.	499	40	95	0.27	Nalepa A.	222	29	69	0.44	Wilkins F.	174	22	28	0.29
Frantzeskakis P.	737	85	228	0.42	Navarre G.	629	165	178	0.55	Yanca J.	6	1	1	0.33
Frusti P.	210	188	122	1.48	Nesbitt R.	190	18	52	0.37					

*Games = Total number of possible games played starting in September 2006 including games played as a substitute.

Goals by Ranking

Winter 2025

February 27, 2026



Goals are normalized by the number of players at each rank level.