

SportsEngine App

Sports Engine is the organizer of our athletics website. They also have an app that allows you keep track of all events and games for each team. Download the SportsEngine App to your phone.



Create your account. Any player or parent can create an account. If you have already created a SE account, for example when you registered for a camp, etc. You should be able to login with that account info.

Enter your email address here:

If you have **not** created a SE account this is the next screen you will see. Enter all the needed info to create your account.

If you **have** created a SE account this is the next screen you will see. Enter your password.

Hello! What's your email?

Enter your email address to sign in or create an account

Email Address

Next

<  sportsengine

Welcome! Let's create an account

Crusader@crusaderyouthathletics.com [Not You?](#)

First Name

Last Name

Password

Password must be at least 8 characters and include one uppercase letter, one lowercase letter, and one number or symbol.

Date of Birth

Required to comply with the Children's Online Privacy Act and other age-related restrictions. (Must be 13 years of age and older)

By creating an account you are agreeing to our [Terms Of Use](#)

Create Account

<  sportsengine

Nice to see you again!

.com [Not you?](#)

Password

XXXXXXXX 



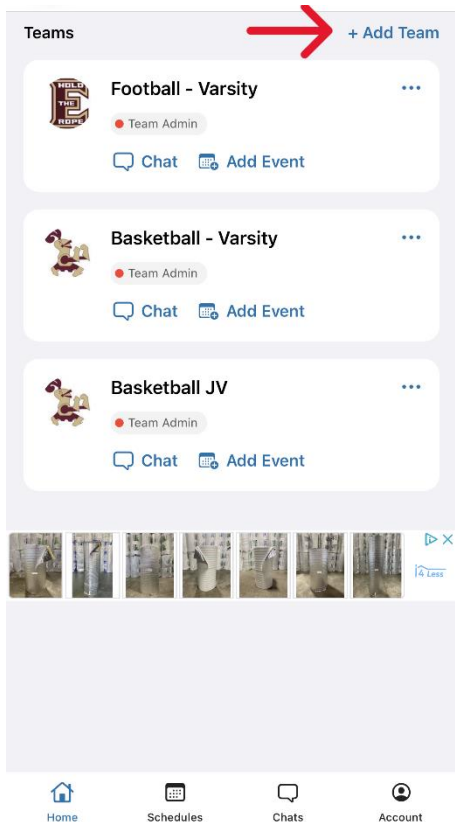
Skip your password

We'll email you a magic link you can use to sign in instantly

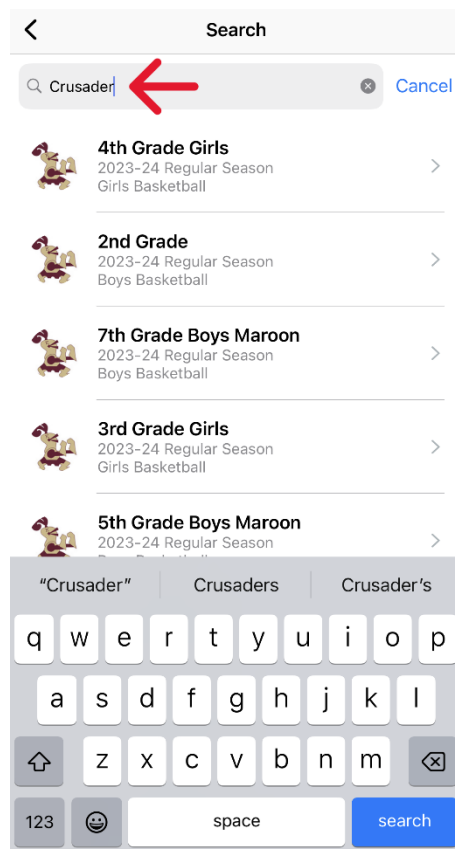
[Email Me a Magic Link](#)

Sign in

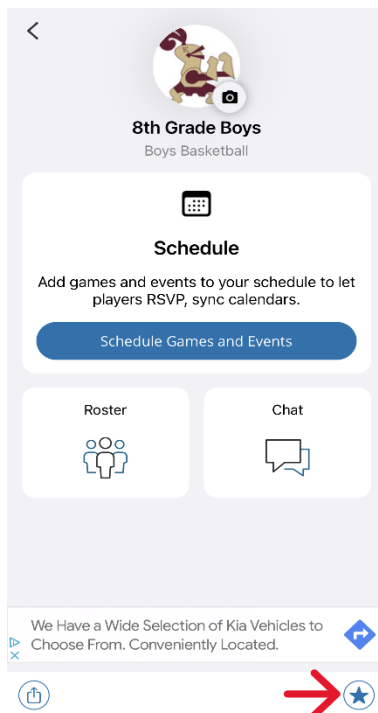
Once you have your account created. Click on the +add team to search for your team.



Search "Crusader" and all the youth teams will pop up.



Add as many teams as you want/need to follow. Favorite (★) the team to permanently add them to the main screen (We did notice one glitch. If the star is already blue, it will not save the team to your home screen. You will need to tap the star and remove the team. Then hit the star again once it is white to add the team to your home screen.) Each year you can edit the team or teams you follow as your player progresses.



How to Add a Secondary Email Address

NOTE: If you receive an error message during this process that means your secondary email address is already in use. You cannot have two SportsEngine accounts with the same email address (primary or secondary).

- If you get this error and would like to merge your two accounts together, please email accounthelp@sportsengine.com.
1. [Sign in](#) to MySE and from the left navigation menu, click the [Settings](#) tab.
 2. To the right of your email address, click **Edit**.
 3. Click **Add Email**.
 4. Input your new email address and click **Save**.
 5. Navigate to your email inbox.
 6. In your inbox, open the "Verify Email" to verify your email address.

How to Merge Duplicate Profiles within MySE

NOTE: Only account owners can merge sub-profiles. If you are a Guardian, the athlete's sub-profiles can be viewed in the household, but you will receive an error when merging. Please have the account owner merge any duplicate profiles existing within the account.

1. Sign in and go to the [Household](#) tab of your dashboard.
2. If duplicate profiles are present, a message indicating it is displayed. Click **Yes** to start the merge.



3. Click **Merge** to confirm.
 - Basic information for the profile that you merged will be lost *if different than the other profile*.

Profile merge is also available within the sub-profile menu button.

1. Sign in and go to the [Household](#) tab of your dashboard.
2. At the top right corner of the profile you are merging, click on the **three dots** icon.
3. Click the name of the profile you want to merge it with.
4. Click **Merge** to confirm.
 - Basic information for the profile that you merged will be lost *if different than the other profile*.

