



The 2025 Dana Point Invitational All Star Tournament will be managed through GAMECHANGER. All teams have been added to the respective divisions and pool plays games are on your teams calendar. The home team, which has been set for pool play already (no coin toss), is responsible for keeping the official book in GAMECHANGER. The home team shall be assigned by the Tournament Director for bracket play. In elimination play the higher seeded team is the home team. Ensure your assigned GC scorekeeper has a “Staff” role in GAMECHANGER.

IMPORTANT

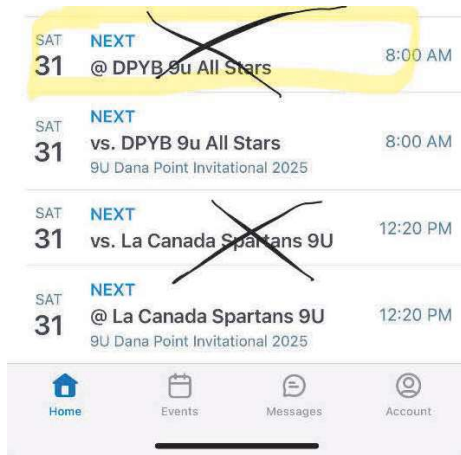
Many teams like to keep their own GC for games which is fine HOWEVER, **make sure the HOME team is the first to launch the game in the tournament.**

We have noticed some teams scheduled the games on their own in GC and thus have a duplicate event (see screenshot below). We recommend you delete duplicate games so as to avoid any issues during the tournament.

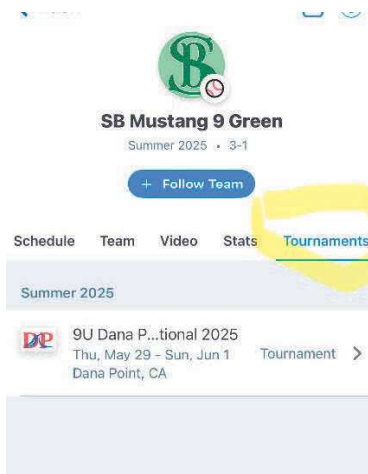
The recommended step by step process is as follows:

Home Team goes to their Team Page, tap on Tournaments (see screenshot), click on your matchup inside the XU Tournament Schedule tab, then click “Score Head to Head Game”. Alternatively, you can launch directly from your teams schedule ONLY if you select the game with the annotation of “XU Dana Point Invitational 2025” below it.

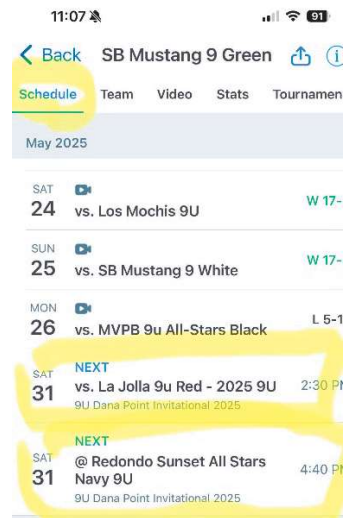
Duplicates



Find the Tournament



Launch Scoring Games



WE ASSUME ALL TEAMS HAVE SOMEONE THAT CAN OPERATE AND SCORE A GAME IN GAMECHANGER BUT IF YOU DO NOT HAVE SOMEONE ON YOUR TEAM THAT IS CAPABLE PLEASE ASK THE VISITING TEAM IF THEY CAN BE THE OFFICIAL SCOREKEEPER.

ALL GAMES MUST BE SCORED IN THE TOURNAMENT AND PITCHERS MUST BE UPDATED EVERY INNING.

IF YOU HAVE ANY ISSUES WITH GAMECHANGER DURING THE TOURNAMENT REACH OUT TO GREG DOSS @ 949-584-6395 OR MITCH BALZER @ 714-654-6722