

REINFORCEMENTS

- Really good pass with inside of the foot - Good pace!
- Can you show everyone how you received that, that was great!
- Well done "Timmy"! Way to get as wide as you can when the GK got the ball.
- Good work getting that defender to come closer by dribbling. You really opened up space for your teammate!
- Way to take that space with big touches!
- When the defender took the pass away, you dribbled by!

COACHING POINTS

- Dribbling
 - Small touches in tight space, big touch with space
 - If you have space, dribble
 - Dribble to bring a defender to create space for teammate
- Passing
 - Inside of the foot - heel down and toe up, ankle locked
 - Pass to foot that should receive the ball
- Receiving
 - Receive with body open to field
 - Take first touch to space

QUESTIONS

- If we have space, what should we try to do? Dribble
- Can we take a big touch if we have space? Yes
- How do you know if you have space? Head up/Look
- What foot should you receive with if you have space? Furthest foot
- Should you face the sideline or the field when you receive it? Field
- What can you do to bring the defender closer? Dribble at them
- Why bring the defender closer? Space for teammate
- If you don't have the ball, where is space? Wide, high, back, angle
- What foot of your teammates should you pass to? Receive into space
- Who can we look for if we don't have space going forward? GK/Back
- When the ball moves is central (Goalkeeper, Centerback, etc.) where should the outside players go? Wide How? Backpedal or rounded run

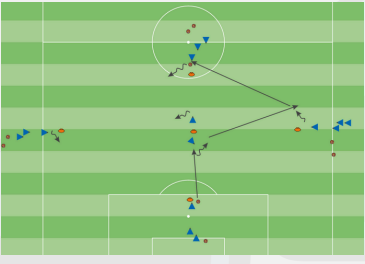
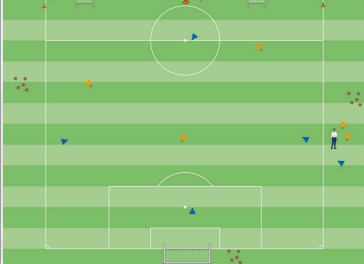
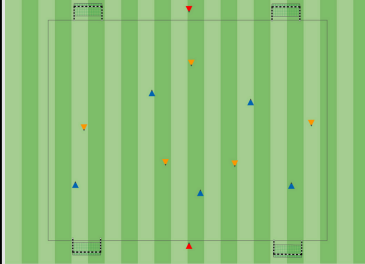
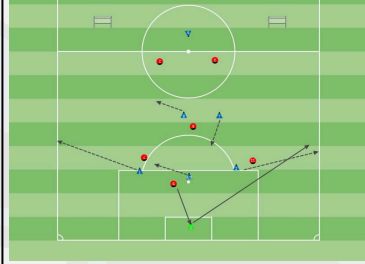
Red - Base level questions Orange - Mid-level questions Green - Upper level questions

NOTES

- Use Activation-Practice-Play
- Start simple - go complex
- Use 2-3(max) activities per session in addition to play
- Dashed arrow - movement without ball
- Squiggly arrow - movement with ball
- Solid arrow - movement of ball

STANDARDS

- Dribbling to penetrate
- Dribbling to find space
- Passing - Inside
- Receiving across body
- Commit a defender
- Find/Create space
- Where to go
- Shape - width/depth
- Sustained focus
- Working in groups of 3-4

Diamond Passing	4v3	5v5 + Targets	7v6 - Build Out
			
<ul style="list-style-type: none"> • Four cones in a diamond with one cone central - 15 yards • Use field of play to assess spacing - 4/5 to 2,3, and 6 passing • Inside of foot passing and receiving • Movement away from space off the ball for play receiving • Touch into space, then pass second touch • Follow pass • First Variation: <ul style="list-style-type: none"> ◦ Right foot for outside diamond players ◦ Left foot for inside diamond players ◦ Then switch and go opposite way 	<ul style="list-style-type: none"> • Half field (4v4) - a little bigger (IF POSSIBLE) • 4 defending larger goal (no GK) • 3 defending small counter goals • Coach can play ball and can use kick ins • Should be more free play with little to no stoppage • Where is the space? Is there a teammate with space? How many defenders? How many on your team? • Height, width, depth • Free player <ul style="list-style-type: none"> ◦ Can we find the free player? ◦ Does the free player have space? • Can play with GK 	<ul style="list-style-type: none"> • Appropriate size for development level • 5v5 - can go all the way to 7v7 • 5v5 in a 3-2 and 7v7 in a 4-1-2 • Use targets as neutrals • Should be more free play with little to no stoppage • Where is the space? Is there a teammate with space? How many defenders? How many on your team? • Height, width, depth • Free player <ul style="list-style-type: none"> ◦ Can we find the free player? ◦ Does the free player have space? 	<ul style="list-style-type: none"> • 7v6 to one large goal and two counter goals • Balance starting the ball at keeper and free play • Where is the space, who can create space, how do we get the ball there? • Focus on width, height and depth in support • Focus on moving when ball is moving <ul style="list-style-type: none"> ◦ How can I support as the ball is moving? ◦ When the ball goes "here" where do teammates go to provide support?

Week 3 Guide

Activation (15 minutes) - 4v3 (20 minutes) - 5v5 (20 minutes) - Play (20 minutes)

Week 4 Guide

Activation (15 minutes) - 5v5 (20 minutes) - 7v6 (20 minutes) - Play (20 minutes)

Standards

- Passing - Inside of foot (heel down/toe up and ankle locked)
- Receiving across body (heel down/toe up and ankle locked - to a space)
- Is there a space we can use instep (laces to open a driven pass)
- Find/Create space - Dribble to commit defender, create space off the ball, find width/height/depth, GK is an option to create space and bring defenders
- Reading defensive shape - Where is the space, how can we get there?

Focuses

- Intensity - Is it realistic and game-like?
- Set high standards - it is ok to do it again or repeat failed actions
- Fast rotations - don't freeze to coach, pull kids individually and get them back in quickly
- Expect high quality passes on the ground with pace - Move the ball quicker
- For ALL players off the ball, continually "scan" - Scanning is a technical function - where are the defenders, where are my teammates, where is the space?
- Where is space? Where can I be to set myself up?