

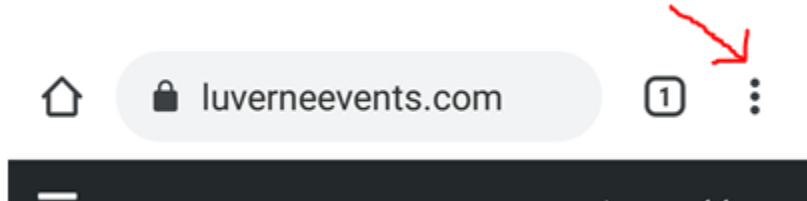
Create a shortcut to LuverneEvents.com on your phone Home screen

iPhone Instructions:

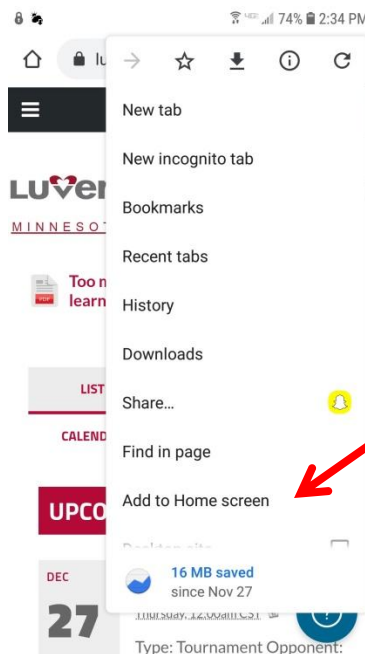
- Open the Safari internet browser
- Key in www.luverneevents.com
- Navigate to the calendar you want to create a shortcut for. For example, if you want to create a shortcut to the Kids & Youth calendar, go to that calendar before proceeding to the next steps.
- At the bottom of the screen, click on the box with an arrow pointing upward
- In the bottom list of icons, scroll to your right and find the icon that says **Add to Home Screen** (box with a plus sign)
- The luvorneevents.com web page should be listed
- In the top right of your screen, click **Add**
- Done!

Android Instructions:

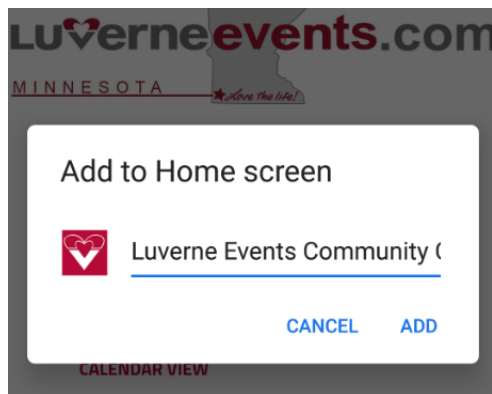
- Open the Chrome internet browser
- Key in www.luverneevents.com
- Navigate to the calendar you want to create a shortcut for. For example, if you want to create a shortcut to the Kids & Youth calendar, go to that calendar before proceeding to the next steps.
- To the right of the URL address line, there are 3 vertical dots:



- Tap the 3 vertical dots to reveal a submenu. Scroll down until you see **Add to Home screen** and select that.



- A new dialog box displays allowing you to name the shortcut. You can just click **Add**



- It should now display on the Home Screen:

