


BE A TEAM MOM/PARENT!



Supplies to have on hand

- ODC provides first aid supplies in the concession stand.
- Band-Aids (plenty of them)/Medical tape/Gauze pads
- Neosporin/Antiseptic
- Baggies for Ice packs or Instant Cold pack
- Eye Drops
- Wipes/HAND Sanitizer

DUGOUT ORGANIZATION

Safety & Organization:

- Helmet Bag
- Bat Hanger
- Clip board for batting order
- Water bottles with names
- Baskets
- Clips to hang gear
- Name plates for seating and batting order



Best Practices



Best Practices



Best Practices



Keep water bottle,
hat, helmet, and
glove stored away
whenever not in use


Best Practices



Player names help provide a clear visual for kiddos and an easy way to keep them in lineup order



Best Practices



Persons in Dugout & Rules

- Team Parent should be in the dugout especially for younger divisions
- Only coaches are allowed on the field
- Must keep players in dugout
- Must maintain batting order
- Focus on keeping things moving smoothly
- Please make sure to keep it clean and pick up all trash.



Resources



- The parents on your team are your #1 resource
- Dollar Tree or Dollar General for dugout supplies
- Walmart
- Ugly Guppy for team shirts: Carlos 281-704-4534
- T-Shirts Etc. for team shirts
- Oh My Bling & More on Facebook for fun game day apparel
- Academy for equipment
- Budget Sports


Check out the next slide for some ideas for team shirts and banners if you decide to make one.

Team Spirit Ideas



Parents can order shirts to show their support of the team and wear them to games!

A few more fun items



Oh My Bling & More on Facebook