

The Easiest and Safest Way to Pay for School-Related Fees

Athletics or Arts/Academics Registration

1



Log in to your A-H Connect parent account at ahschools.us.

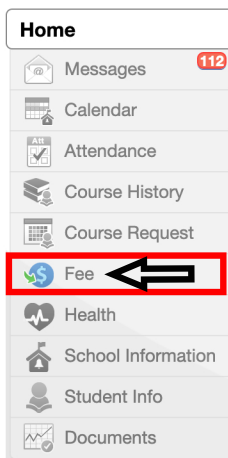
If you do not have an A-H Connect parent login, contact **763-506-HELP**.

2



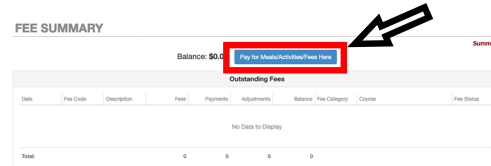
Click on the My Student Information/Synergy icon.

3



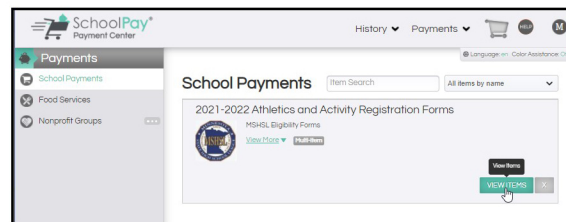
Once in ParentVUE, click on the "Fee" tab.

4



Click on "Pay for Meals/Activities/Fees" to enter the SchoolPay payment system.

5



Complete the appropriate MSHSL Eligibility form - **CHECK OUT** when the form is complete

If you are enrolling in an **athletic activity, you will also need a current physical on file with the high school activities office.

Eligible activities will show up when all required items are complete. You will not see available items until you have the correct form completed and a current physical (**for athletics**).