

How to Score a Game

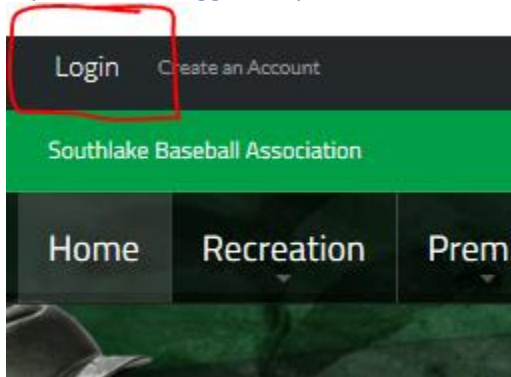
Before you begin, you MUST be a registered coach in order to score games.

Login and Navigate to your Team Page:

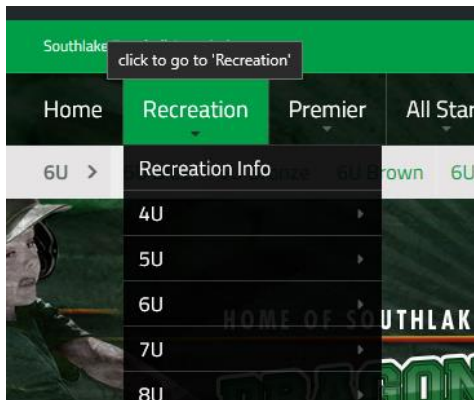
Are you logged in?

- If so you should see your initials in the circle in the upper right or

If you are not logged in, please do so above the menu/Home button:



Navigate to your team



Navigate to your schedule

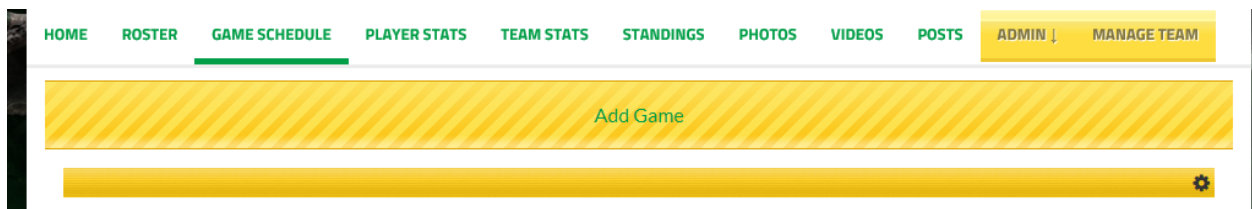


To score a game:

Look for an “Edit Mode” option on the left side of the page:



Click “Edit Mode” – the page will turn yellow:



On the right side of the schedule is a “QS” for Quick Score – click it

Bicentennial Park #2	1:00 PM CDT	QS
Bicentennial Park #2	12:00 PM CDT	QS
Bicentennial Park #2	6:30 PM CDT	QS
Bicentennial Park #2	5:30 PM CDT	QS

Enter the score, select Final for game status and hit save

EDIT GAME QUICK SCORE CLOSE

QUICK SCORE GAME

Enter the game status and scores for each team. Quick Scoring functionality is for game result reporting purposes only. Games entered in this way do not affect team and player season totals until team and player stats are entered.

Game Status:

Scores: at

Comment:

Thank you for scoring your game.