










Age Groups - TriClub Results

1.- Umara Sports Club (16,849.3 points)

Start #	Athlete	AG	Country				Time	AGR
1	3 Christian Nyberg	M50-54	 - SWE	00:12:14	02:22:45	01:32:22	04:14:58	3500.0
2	198 Marcus Lindblom	M30-34	 - SWE	00:13:03	02:17:48	01:25:04	04:05:09	3392.9
3	24 Elisabet Bellander	F45-49	 - SWE	00:14:00	02:47:24	01:49:05	05:00:08	3336.5
4	185 Maria Jämtelid	F50-54	 - SWE	00:18:36	02:50:00	01:45:33	05:11:32	3313.4
5	2 Magnus Mellberg	M45-49	 - SWE	00:14:25	02:31:01	01:28:33	04:23:57	3306.5
6	76 Fredrik Viberg	M25-29	 - SWE	00:13:53	02:29:17	01:29:51	04:22:41	3029.0
7	26 Robert Sunnerberg	M45-49	 - SWE	00:13:55	02:37:20	01:40:15	04:41:06	2997.8
8	212 Henrik Joelsson	M50-54	 - SWE	00:12:13	02:39:36	01:41:37	04:45:03	2958.5
9	203 Simon Lindqvist	M40-44	 - SWE	00:14:45	02:31:04	01:32:04	04:32:10	2944.1
10	209 Henrik Vristel	M45-49	 - SWE	00:14:49	02:37:25	01:39:42	04:45:13	2923.7
11	192 Emil Hammargren	M30-34	 - SWE	00:14:30	02:32:01	01:37:42	04:35:23	2848.7
12	79 Johnny Friman	M55-59	 - SWE	00:15:47	02:49:00	01:52:39	05:07:55	2848.7
13	650 Elisabeth Abrahamsson	F40-44	 - SWE	00:14:01	02:51:20	01:44:55	05:03:08	2821.1
14	77 David Ulmér	M30-34	 - SWE	00:12:24	02:44:06	01:32:36	04:39:51	2768.3
15	211 Ove Forsberg Sunnervall	M50-54	 - SWE	00:16:36	02:34:20	01:53:54	04:56:33	2751.5
16	284 Erik Wieschalla	M35-39	 - SWE	00:12:43	02:43:17	01:32:03	04:40:43	2745.2
17	207 David Andersson	M45-49	 - SWE	00:16:14	02:45:09	01:41:59	04:56:38	2718.2
18	190 Jakob Wall	M25-29	 - SWE	00:15:25	02:32:36	01:42:32	04:42:26	2673.5
19	206 Daniel Sawano	M45-49	 - SWE	00:15:20	02:51:25	01:39:04	04:59:25	2668.1
20	208 Niclas Modig	M45-49	 - SWE	00:14:45	02:48:51	01:47:52	05:05:18	2562.2
21	181 Emma Bergström	F25-29	 - SWE	00:15:14	03:02:25	01:41:18	05:08:37	2533.4
22	199 Daniel Edgarsson	M35-39	 - SWE	00:16:30	02:47:45	01:37:57	04:53:40	2512.1
23	78 Patrik Palm	M50-54	 - SWE	00:16:22	02:53:28	01:48:31	05:11:32	2481.8
24	210 Fredric Hedlund	M45-49	 - SWE	00:23:21	02:48:25	01:48:00	05:13:14	2419.4
25	197 ludvig buebo	M30-34	 - SWE	00:16:53	02:52:39	01:48:18	05:10:19	2219.9
26	195 Viktor Nilsson	M30-34	 - SWE	00:22:29	02:49:32	01:47:15	05:12:05	2188.1
27	205 Stefan Alanentalo	M45-49	 - SWE	00:21:08	03:03:41	01:46:39	05:28:04	2152.4
28	125 Emil Lundvall	M35-39	 - SWE	00:16:43	03:01:41	02:02:15	05:31:17	1835.0
29	214 Lars Wettergren	M50-54	 - SWE	00:18:08	03:05:24	02:13:37	05:50:33	1779.5
30	25 Mattis Andersson	M30-34	 - SWE	00:15:56	03:01:24	02:11:01	05:42:56	1632.8
31	200 Carl Norberg	M35-39	 - SWE	00:14:15	03:01:50	02:16:38	05:46:07	1568.0
32	182 Lena Norberg	F40-44	 - SWE	00:17:09	03:28:25	02:14:13	06:13:14	1559.3
33	196 Alexandros Simeonidis	M30-34	 - SWE	00:34:17	03:15:32	02:17:57	06:21:26	939.8
34	191 Pontuz Zachlund	M25-29	 - SWE	00:15:52	03:34:52	02:05:08	06:19:10	932.3

2.- Race & Shine Sports Club (16,315.0 points)


























Start #	Athlete	AG	Country				Time	AGR
1	413 Caroline Sernsköld	F60-64	 - SWE	00:13:16	03:03:42	02:16:31	05:45:53	3500.0
2	95 Adam Lennell	M18-24	 - SWE	00:11:44	02:18:57	01:24:30	04:01:30	3485.9
3	96 Emil Lönn	M35-39	 - SWE	00:11:51	02:23:38	01:23:45	04:06:55	3353.6
4	1200 Cristian Nae	M35-39	 - SWE	00:11:52	02:25:29	01:33:05	04:19:16	3131.3
5	41 Håkan Ekfors	M50-54	 - SWE	00:15:05	02:46:45	01:40:52	04:51:24	2844.2
6	40 Christer Dahlström	M45-49	 - SWE	00:14:50	02:41:40	01:43:58	04:54:00	2765.6

Age Groups - TriClub Results














2.- Race & Shine Sports Club (16,315.0 points)

Start #	Athlete	AG	Country				Time	AGR
7	412 Ellinor Samuelsson	F40-44	 - SWE	00:16:02	03:38:32	02:25:58	06:40:00	1077.5

3.- IK NocOut.se (16,290.1 points)

Start #	Athlete	AG	Country				Time	AGR
1	68 Björn Ydremark	M60-64	 - SWE	00:13:38	02:39:58	02:04:34	05:09:12	3500.0
2	29 Joakim Stenman	M55-59	 - SWE	00:11:56	02:36:23	01:42:48	04:40:19	3345.5
3	651 Tina Fastesson	F40-44	 - SWE	00:13:09	02:36:41	01:39:16	04:39:20	3249.5
4	227 Eva Lilliecreutz	F55-59	 - SWE	00:16:35	03:07:54	02:08:33	05:47:24	3108.2
5	220 Alicia Linderfalk	F25-29	 - SWE	00:14:33	02:30:35	01:42:50	04:37:52	3086.9
6	229 Oliver Wettergren	M25-29	 - SWE	00:15:53	02:27:59	01:27:01	04:21:03	3058.4
7	248 Jonas Eriksson	M55-59	 - SWE	00:14:05	02:46:40	01:43:48	04:59:43	2996.3
8	244 Thomas Karlsson	M45-49	 - SWE	00:13:03	02:42:46	01:56:14	05:04:10	2582.6
9	222 Lena Högberg	F40-44	 - SWE	00:16:09	03:00:57	01:50:58	05:21:44	2486.3
10	28 Daniel Haavisto	M45-49	 - SWE	00:15:30	02:47:51	01:49:52	05:11:25	2452.1
11	228 Henrik Johansson	M25-29	 - SWE	00:14:54	02:50:00	01:42:48	05:00:41	2345.0
12	232 Christoffer Karlsson	M30-34	 - SWE	00:16:26	02:51:02	01:40:38	05:04:11	2330.3
13	234 Johan Nikesjö	M30-34	 - SWE	00:12:41	02:51:46	01:54:31	05:10:11	2222.3
14	241 Torbjörn Vadhammar	M40-44	 - SWE	00:16:53	02:50:08	01:50:36	05:12:31	2217.8
15	246 Andreas Walter	M50-54	 - SWE	00:18:09	02:58:23	01:55:10	05:29:36	2156.6
16	230 Martin Liljestrand	M25-29	 - SWE	00:14:45	02:53:27	01:51:24	05:14:10	2102.3
17	249 Patrik Mosesson	M55-59	 - SWE	00:16:11	03:04:15	02:18:44	05:49:56	2092.4
18	226 Camilla Edlund	F50-54	 - SWE	00:15:02	03:08:27	02:42:03	06:23:43	2014.1
19	653 Maija Vilkina	F40-44	 - SWE	00:21:57	03:27:22	02:01:18	06:09:53	1619.6
20	1198 Anthony Pilkjaer	M35-39	 - SWE	00:18:14	03:17:45	02:03:02	05:52:13	1458.2
21	239 emil Stjärnberg	M35-39	 - SWE	00:17:46	03:08:27	02:21:05	06:01:16	1295.3
22	231 Andreas Fröberg	M30-34	 - SWE	00:13:32	05:00:19	03:01:36	08:30:25	700.0

4.- IKHP Triathlon (15,971.2 points)
















Start #	Athlete	AG	Country				Time	AGR
1	32 Oskar Bernström	M40-44	 - SWE	00:12:36	02:22:35	01:23:39	04:05:28	3424.7
2	309 Malin Alzen	F40-44	 - SWE	00:13:13	02:23:30	01:44:33	04:30:23	3410.6
3	312 Tim Hertzberg	M25-29	 - SWE	00:11:45	02:28:23	01:20:55	04:09:19	3269.6
4	70 Martin Tjäder	M30-34	 - SWE	00:11:07	02:24:46	01:35:16	04:18:36	3150.8
5	319 Christian Strömberg	M60-64	 - SWE	00:19:23	03:08:29	02:12:05	05:52:47	2715.5
6	1153 Jonas Gunnarsson	M55-59	 - SWE	00:14:54	02:56:44	01:55:22	05:19:54	2633.0
7	308 Lovisa Rogö	F30-34	 - SWE	00:15:02	03:12:01	02:12:01	05:51:16	2136.8
8	317 Richard Uppenberg	M45-49	 - SWE	00:18:08	03:08:25	01:55:05	05:35:43	2014.7
9	1193 Albert Asterhed Jarfjord	M25-29	 - SWE	00:17:54	03:08:58	01:46:25	05:28:07	1851.2
10	318 Mats Johansson	M50-54	 - SWE	00:21:38	03:20:19	02:06:56	06:10:25	1421.9

5.- Stockholm City Triathlon (15,843.4 points)

















Start #	Athlete	AG	Country				Time	AGR
1	5 Nicolas Cougot	M40-44	 - FRA	00:12:08	02:23:28	01:20:41	04:04:12	3447.5

Age Groups - TriClub Results














5.- Stockholm City Triathlon (15,843.4 points)

Start #	Athlete	AG	Country				Time	AGR
2	31 Elisabeth Söderberg	F30-34	 - SWE	00:13:50	02:38:43	01:36:28	04:40:22	3413.0
3	6 Mats Atterving	M55-59	 - SWE	00:11:43	02:45:50	01:40:41	04:49:00	3189.2
4	83 Jonas Littorin	M55-59	 - SWE	00:15:01	02:50:35	01:46:01	05:04:53	2903.3
5	82 Fredrik Ramsfeldt	M55-59	 - SWE	00:16:12	02:44:33	01:50:05	05:05:36	2890.4
6	285 Robin Eriksson	M35-39	 - SWE	00:16:53	02:36:11	01:28:05	04:35:18	2842.7
7	1206 Sam Höglund	M45-49	 - SWE	00:18:58	02:44:56	01:45:41	05:01:59	2621.9
8	291 Stefan Sigrifds	M50-54	 - SWE	00:15:31	02:44:41	01:53:10	05:07:18	2558.0
9	289 Anders Bergström	M50-54	 - SWE	00:16:06	02:57:08	01:46:43	05:15:32	2409.8
10	279 Manoela Silveira	F35-39	 - BRA	00:15:41	03:30:18	01:51:20	05:54:07	2382.5
11	281 Begoña Birath	F45-49	 - SWE	00:15:43	03:20:26	02:06:03	05:57:49	2298.2
12	288 Christer Ogenstad	M45-49	 - SWE	00:20:01	03:31:52	02:30:54	06:45:02	767.0
13	280 Malin Wiren	F40-44	 - SWE	00:17:51	04:04:27	02:26:49	07:07:06	700.0

6.- Colting Borssén Triathlonklubb (15,785.2 points)












Start #	Athlete	AG	Country				Time	AGR
1	254 Nathalie Ekbrand	F30-34	 - SWE	00:13:06	02:41:03	01:39:18	04:41:18	3396.2
2	277 Lars Gustafsson	M50-54	 - SWE	00:14:03	02:33:19	01:34:02	04:31:20	3205.4
3	266 Carl-Adam Torbjörnsson	M45-49	 - SWE	00:18:08	02:24:58	01:40:27	04:35:03	3106.7
4	81 Mathias Wärja	M50-54	 - SWE	00:13:56	02:37:18	01:37:02	04:39:36	3056.6
5	262 Philip Näslund	M25-29	 - SWE	00:13:52	02:29:23	01:32:37	04:23:10	3020.3
6	30 Johan Gerdvall	M50-54	 - SWE	00:12:36	02:45:34	01:39:54	04:47:45	2909.9
7	269 Joakim Planmo	M50-54	 - SWE	00:17:22	03:00:37	01:45:28	05:16:21	2395.1
8	267 Johan Hedblom	M45-49	 - SWE	00:18:00	03:11:34	02:00:21	05:47:55	1795.1
9	256 Karin Amsten	F35-39	 - SWE	00:18:56	03:53:55	02:09:10	06:37:08	1608.2
10	273 Peter Wallin	M55-59	 - SWE	00:18:18	03:17:35	02:29:23	06:21:41	1520.9
11	268 Mattias Thander	M45-49	 - SWE	00:19:37	03:06:49	02:28:03	06:11:04	1378.4
12	1029 Victor Isidorsson	M40-44	 - SWE	00:18:21	03:16:24	02:07:02	05:59:35	1370.6
13	270 Johan Pettersson	M50-54	 - SWE	00:13:54	02:48:28	03:09:40	06:25:19	1153.7

7.- Rooster Club Varberg (15,335.2 points)














Start #	Athlete	AG	Country				Time	AGR
1	346 Nicole Pelin	F30-34	 - SWE	00:12:39	02:43:22	01:29:41	04:35:32	3500.0
2	347 Karin Gustafsson	F35-39	 - SWE	00:11:15	02:49:35	01:50:39	05:01:31	3329.3
3	350 Björn Gustafsson	M40-44	 - SWE	00:17:03	02:28:52	01:37:34	04:36:01	2874.8
4	1208 Håkan Johnsson	M50-54	 - SWE	00:14:12	02:41:41	01:41:43	04:50:15	2864.9
5	352 Henric Lidberg	M50-54	 - SWE	00:11:45	02:46:07	01:46:22	04:55:44	2766.2
6	993 Albin Mörtzell	M40-44	 - SWE	00:13:52	02:46:49	01:32:49	04:44:48	2716.7
7	351 Andreas Larsson	M40-44	 - SWE	00:16:28	02:46:34	01:49:43	05:03:39	2377.4
8	86 Joakim Arbhede	M50-54	 - SWE	00:18:16	02:52:09	02:03:27	05:26:08	2219.0
9	349 Andreas Ask	M40-44	 - SWE	00:14:09	03:09:55	01:45:29	05:21:24	2057.9
10	348 Jerry Tegenfeldt	M30-34	 - SWE	00:15:54	02:57:27	02:25:34	05:51:36	1476.8

8.- Terrible Tuesdays Athletic Club (15,070.3 points)
















Age Groups - TriClub Results

Start #	Athlete	AG	Country				Time	AGR
1	33 carina Parment	F50-54	 - SWE	00:14:03	02:51:06	01:48:20	05:01:38	3491.6
2	34 David O' Dowd	M45-49	 - SWE	00:11:00	02:42:12	01:33:37	04:35:03	3106.7
3	341 Martin Johansen	M35-39	 - DNK	00:13:10	02:33:44	01:34:42	04:31:38	2908.7
4	340 Johan Carlsson	M35-39	 - SWE	00:13:22	02:33:22	01:40:30	04:34:30	2857.1
5	343 Andreas Östergren	M45-49	 - SWE	00:14:10	02:38:54	01:50:34	04:57:18	2706.2
6	345 Roger Hult	M45-49	 - SWE	00:14:54	02:52:18	01:49:37	05:10:03	2476.7
7	35 Patrik Jansson	M50-54	 - SWE	00:14:19	02:56:05	02:08:25	05:28:36	2174.6
8	344 Johan Verkruyssen	M45-49	 - SWE	00:15:31	03:00:58	02:22:02	05:55:51	1652.3










9.- AXA Sports Club (15,031.9 points)

Start #	Athlete	AG	Country				Time	AGR
1	861 Mattias Edvardsson	M30-34	 - SWE	00:12:39	02:20:27	01:16:28	03:59:12	3500.0
2	1209 Tony Leo	M55-59	 - SWE	00:10:26	02:46:30	01:35:50	04:47:24	3218.0
3	306 Mats Andersson	M55-59	 - SWE	00:12:24	02:47:44	01:50:07	05:02:27	2947.1
4	84 Mats Samuelsson	M60-64	 - SWE	00:17:46	03:04:32	02:07:28	05:47:01	2819.3
5	297 Jakob Good	M30-34	 - SWE	00:13:52	02:43:00	01:42:43	04:52:07	2547.5
6	296 Marcus Ström	M30-34	 - SWE	00:18:42	02:56:19	01:27:46	04:55:30	2486.6
7	307 Gunnar Nilsson	M65-69	 - SWE	00:18:22	03:30:59	02:16:58	06:29:08	2355.5
8	674 Anna Fredriksson	F40-44	 - SWE	00:16:10	03:16:26	01:48:17	05:34:59	2247.8
9	304 Johan Bengtsson	M50-54	 - SWE	00:17:50	03:09:20	02:05:23	05:49:23	1800.5
10	298 Emil Stoianov	M35-39	 - SWE	00:18:17	03:07:53	01:57:54	05:38:57	1697.0

10.- 3City Triathlon (14,430.4 points)














Start #	Athlete	AG	Country				Time	AGR
1	323 Rachid Nord	M30-34	 - SWE	00:12:46	02:35:59	01:28:14	04:27:33	2989.7
2	336 Anders Svensson	M50-54	 - SWE	00:14:23	02:43:00	01:38:26	04:45:31	2950.1
3	276 Fredrik Gustafsson	M40-44	 - SWE	00:15:01	02:32:53	01:36:16	04:32:31	2937.8
4	325 Tobias Hermansson	M35-39	 - SWE	00:14:28	02:39:16	01:34:51	04:37:34	2801.9
5	320 Camilla Bundgaard	F30-34	 - SWE	00:13:32	02:53:43	01:59:54	05:17:09	2750.9
6	334 Mattias Karlsson	M45-49	 - SWE	00:14:36	02:45:06	01:43:11	04:55:08	2745.2
7	330 Jonas Rieck	M40-44	 - SWE	00:16:44	02:45:03	01:47:29	05:02:45	2393.6
8	338 Magnus Hugoson	M55-59	 - SWE	00:14:11	02:55:28	02:10:47	05:35:47	2347.1
9	327 Johan Thorsson	M40-44	 - SWE	00:16:27	02:43:26	01:53:44	05:06:14	2330.9
10	321 Christina Molin	F40-44	 - SWE	00:16:19	03:02:10	02:11:49	05:46:07	2047.4
11	331 Magnus Ulfsparre	M45-49	 - SWE	00:18:02	03:05:04	02:02:53	05:40:11	1934.3
12	337 Anders Hermansson	M55-59	 - SWE	00:23:42	03:14:08	02:31:11	06:25:08	1458.8

11.- Kalmar RC Triathlon (14,318.5 points)









Start #	Athlete	AG	Country				Time	AGR
1	23 Robin Eriksson	M25-29	 - SWE	00:13:40	02:27:37	01:26:13	04:16:33	3139.4
2	159 Emil Nilsson	M35-39	 - SWE	00:14:55	02:28:31	01:36:29	04:30:27	2930.0
3	1 Andreas Gustavsson	M40-44	 - SWE	00:13:49	02:33:11	01:40:55	04:36:29	2866.4
4	175 Hans Gerremo	M70-74	 - SWE	00:20:53	03:23:43	02:52:54	06:58:31	2723.3
5	163 Daniel Lindström	M40-44	 - SWE	00:14:50	02:41:47	01:37:44	04:47:59	2659.4
6	154 Jesper Wilén	M18-24	 - SWE	00:15:48	02:44:15	01:30:44	04:52:24	2569.7

Age Groups - TriClub Results












11.- Kalmar RC Triathlon (14,318.5 points)

Start #	Athlete	AG	Country				Time	AGR
7	161 Gabriel Turkowitch	M35-39	 - SWE	00:15:38	02:48:46	01:46:34	05:03:13	2340.2
8	153 johan cederblad	M18-24	 - SWE	00:16:32	02:50:51	01:45:19	05:06:06	2323.1
9	170 Anders Sjoblom	M50-54	 - SWE	00:14:55	02:59:27	01:55:01	05:22:46	2279.6
10	75 Martin Wallgren	M30-34	 - SWE	00:16:20	02:56:09	01:44:57	05:07:30	2270.6
11	177 Daniel Sigurdsson	M45-49	 - SWE	00:15:17	02:53:38	01:59:31	05:24:04	2224.4
12	176 Magnus Josephson	M40-44	 - SWE	00:17:30	02:54:51	01:50:50	05:20:27	2075.0
13	152 maximilian markurt	M18-24	 - SWE	00:13:04	02:53:05	02:12:36	05:30:06	1891.1
14	149 Sofia Wilén	F25-29	 - SWE	00:16:28	03:07:53	02:15:25	05:58:12	1640.9
15	165 Martin Olson	M40-44	 - SWE	00:16:43	03:08:58	02:05:24	05:47:30	1588.1
16	150 Albin Karlsson	M18-24	 - SWE	00:20:54	04:04:35	02:50:48	07:31:49	700.0









12.- Julita Triathlon (14,074.9 points)

Start #	Athlete	AG	Country				Time	AGR
1	9 Mikael Kjellander	M35-39	 - SWE	00:13:12	02:20:12	01:23:04	04:03:06	3422.3
2	98 Mikael Karlsson	M45-49	 - SWE	00:13:18	02:22:08	01:38:49	04:23:38	3312.2
3	97 Rikard Fursjö	M35-39	 - SWE	00:12:15	02:25:32	01:45:41	04:35:02	2847.5
4	414 Anna Löwegren	F45-49	 - SWE	00:14:37	03:01:41	02:13:19	05:43:48	2550.5
5	99 Roger Culmsee	M50-54	 - SWE	00:16:37	03:00:11	02:11:16	05:41:30	1942.4







13.- Heleneholms Tri Team (13,579.9 points)

Start #	Athlete	AG	Country				Time	AGR
1	402 Edwin van Geldorp	M25-29	 - NLD	00:11:33	02:23:21	01:22:34	04:06:25	3321.8
2	39 Christer Carlsson	M60-64	 - SWE	00:13:24	03:28:30	01:45:46	05:39:12	2960.0
3	403 Peter Molin	M50-54	 - SWE	00:19:25	02:37:11	01:47:29	04:56:23	2754.5
4	400 Magdalena Gega	F55-59	 - SWE	00:17:21	03:25:44	02:12:45	06:16:07	2591.3
5	398 Sarah Holmqvist	F25-29	 - SWE	00:12:53	02:59:38	02:16:08	05:40:54	1952.3
6	399 Pia Jensen	F45-49	 - SWE	00:19:00	03:32:23	02:12:06	06:24:14	1822.7
7	401 Jonatan Broberg	M25-29	 - SWE	00:23:13	03:05:45	01:57:05	05:37:02	1690.7
8	94 Fredrik Goa	M55-59	 - SWE	00:17:21	03:32:00	02:12:55	06:17:04	1604.0

14.- Aktivitus sports club (12,976.0 points)

Start #	Athlete	AG	Country				Time	AGR
1	453 Richard Olivecrona	M60-64	 - SWE	00:17:57	03:04:39	01:46:08	05:26:10	3194.6
2	448 Elena Nadelen	F35-39	 - SWE	00:21:11	03:13:50	01:42:43	05:33:42	2750.0
3	451 Mikael Högberg	M45-49	 - SWE	00:14:26	02:42:23	01:50:16	05:00:34	2647.4
4	449 Johannes Sundlo	M35-39	 - SWE	00:15:45	02:52:51	01:45:13	05:07:04	2270.9
5	450 Jon Johansson	M40-44	 - SWE	00:17:51	02:59:09	01:47:39	05:18:20	2113.1

15.- Högländets Triathlon (12,569.8 points)










Start #	Athlete	AG	Country				Time	AGR
1	10 Hans Ydremark	M50-54	 - SWE	00:16:12	02:25:55	01:32:34	04:24:24	3330.2
2	456 David Windisch	M35-39	 - SWE	00:13:12	02:20:14	01:45:20	04:27:50	2977.1
3	455 Albin Bergmann	M35-39	 - SWE	00:16:41	02:32:24	01:35:11	04:34:25	2858.6

Age Groups - TriClub Results











15.- Högländets Triathlon (12,569.8 points)

Start #	Athlete	AG	Country				Time	AGR
4	457 Christian Samuelsson	M40-44	 - SWE	00:14:24	02:45:40	01:37:44	04:46:16	2690.3
5	454 Angelica Öijerstedt	F35-39	 - SWE	00:17:33	03:34:50	03:15:03	07:26:50	713.6











16.- Triathlon Väst (12,208.9 points)

Start #	Athlete	AG	Country				Time	AGR
1	87 Anette Magnusson	F55-59	 - SWE	00:15:42	02:59:49	01:53:12	05:25:38	3500.0
2	36 Philip Wallman	M25-29	 - SWE	00:11:58	02:30:01	01:35:58	04:26:21	2963.0
3	373 Fanny Troell	F25-29	 - SWE	00:16:08	03:07:30	01:59:31	05:35:05	2057.0
4	88 Jens Bergström	M40-44	 - SWE	00:17:40	02:57:19	01:58:00	05:26:37	1964.0
5	1184 Ellinor Nilsson	F25-29	 - SWE	00:16:05	03:27:49	01:57:47	05:53:32	1724.9
6	374 Anna Svensson	F40-44	 - SWE	00:16:36	03:18:55	02:46:04	06:40:13	1073.6









17.- TriFit IF (11,810.8 points)

Start #	Athlete	AG	Country				Time	AGR
1	1093 Jonas Johansson	M45-49	 - SWE	00:13:47	02:46:29	01:38:59	04:55:08	2745.2
2	363 Matilda Sandström	F40-44	 - SWE	00:18:08	03:00:43	01:40:14	05:10:18	2692.1
3	371 Mats Eriksson	M55-59	 - SWE	00:21:01	03:03:26	01:57:57	05:41:26	2245.4
4	372 Anders Tengblad	M55-59	 - SWE	00:16:07	03:03:27	02:11:52	05:43:21	2210.9
5	369 Stefan Isaksson	M45-49	 - SWE	00:16:01	02:57:27	02:14:01	05:41:08	1917.2
6	362 Alice Hägnander	F25-29	 - SWE	00:16:34	03:27:32	02:06:01	06:13:28	1366.1
7	366 Martin Adolfsson	M35-39	 - SWE	00:14:43	03:25:44	02:16:48	06:10:32	1128.5

18.- Bauer Endurance Club (11,774.8 points)

Start #	Athlete	AG	Country				Time	AGR
1	445 Martin Granelund	M40-44	 - SWE	00:11:42	02:33:35	01:40:57	04:34:38	2899.7
2	442 Maria Elmèr	F35-39	 - SWE	00:14:09	03:15:46	01:58:53	05:40:49	2621.9
3	367 Henrik Andersson	M40-44	 - SWE	00:12:40	02:45:19	01:50:58	05:01:19	2419.4
4	444 Lisa Gyllengren	F50-54	 - SWE	00:14:51	03:28:03	02:05:01	06:01:47	2408.9
5	447 Mikael Resare	M55-59	 - SWE	00:18:21	03:23:52	02:19:31	06:27:01	1424.9
6	446 Wilfredo Vigorena Wagner	M45-49	 - SWE	00:20:18	03:27:41	02:23:57	06:31:26	1011.8
7	443 Kristina Wickelgren	F40-44	 - SWE	00:17:29	03:48:40	02:38:37	07:08:29	700.0

19.- Färjestadens Motion IF (11,360.8 points)








Start #	Athlete	AG	Country				Time	AGR
1	91 Theresia Jonsson	F35-39	 - SWE	00:17:30	02:58:11	01:50:44	05:21:36	2967.8
2	1078 Christoffer Löfberg	M45-49	 - SWE	00:18:23	02:58:44	01:48:01	05:17:53	2335.7
3	90 Hanna Palm	F18-24	 - SWE	00:15:13	03:18:07	02:14:14	06:09:52	2114.3
4	392 Magnus Bremefors	M50-54	 - SWE	00:15:57	03:01:33	02:00:59	05:33:06	2093.6
5	92 Jacob Kristoffersson	M25-29	 - SWE	00:15:26	03:01:42	01:57:05	05:28:13	1849.4

20.- Skövde triathlon (11,159.8 points)








Start #	Athlete	AG	Country				Time	AGR
1	408 Simon Keane	M30-34	 - SWE	00:13:46	02:29:12	01:41:42	04:32:12	2906.0

Age Groups - TriClub Results








20.- Skövde triathlon (11,159.8 points)

Start #	Athlete	AG	Country				Time	AGR
2	406 Petra Uvesten	F40-44	 - SWE	00:14:54	02:49:54	01:40:45	05:02:52	2825.9
3	404 Christina Johansson	F40-44	 - SWE	00:14:49	02:55:48	01:48:04	05:09:07	2713.4
4	405 Louise Ekström	F40-44	 - SWE	00:21:34	03:36:15	02:06:13	06:21:05	1418.0
5	903 Balaji Rajendran	M35-39	 - IND	00:20:31	03:26:48	01:58:16	06:01:12	1296.5









21.- Kristianstad Triathlonklubb (10,940.9 points)

Start #	Athlete	AG	Country				Time	AGR
1	431 Sixten Andersson	M18-24	 - SWE	00:13:15	02:26:43	01:24:34	04:16:36	3214.1
2	434 Gustav Karlsson	M45-49	 - SWE	00:12:43	02:47:17	01:34:35	04:49:43	2842.7
3	433 Per Johansson	M35-39	 - SWE	00:15:17	02:42:26	01:41:35	04:53:02	2523.5
4	432 Andreas Andersson	M30-34	 - SWE	00:16:08	02:54:53	01:39:56	05:02:30	2360.6








22.- Lidingö Triathlon (10,538.0 points)

Start #	Athlete	AG	Country				Time	AGR
1	485 Håkan Widlund	M60-64	 - SWE	00:13:05	02:50:50	02:01:30	05:19:17	3318.5
2	50 Carina Widlund	F50-54	 - SWE	00:15:17	02:52:39	02:04:55	05:22:59	3107.3
3	484 Jens Dahle	M55-59	 - NOR	00:17:43	02:50:32	02:03:58	05:26:08	2520.8
4	483 Lars Hyllienmark	M55-59	 - SWE	00:19:22	02:58:24	02:39:23	06:17:46	1591.4







23.- SLK Oxelösund (10,519.3 points)

Start #	Athlete	AG	Country				Time	AGR
1	71 Peggy Kleidon	F45-49	 - DEU	00:12:16	02:57:37	01:39:53	05:00:17	3333.8
2	45 Johan Lindebrink	M35-39	 - SWE	00:16:17	02:51:46	02:01:17	05:21:27	2012.0
3	430 Roine Lundberg	M55-59	 - SWE	00:15:36	03:09:47	02:19:06	06:00:47	1897.1
4	428 Frank Haglund	M40-44	 - SWE	00:13:09	03:01:20	02:11:25	05:39:05	1739.6
5	427 Daniel Nordström	M40-44	 - SWE	00:14:56	02:59:45	02:19:53	05:50:21	1536.8

24.- Team Kungälv IS (10,168.4 points)

Start #	Athlete	AG	Country				Time	AGR
1	424 Morgan Kihlman	M60-64	 - SWE	00:15:52	03:02:34	02:12:33	05:44:07	2871.5
2	422 Fredrik Nilsson	M35-39	 - SWE	00:16:01	02:54:46	01:35:28	04:55:39	2476.4
3	423 Samuel Schön	M45-49	 - SWE	00:13:54	02:43:39	02:02:08	05:11:22	2453.0
4	377 Joacim von Wowern	M50-54	 - SWE	00:13:03	02:56:16	01:56:47	05:17:53	2367.5

25.- KA3 IF (9,952.5 points)









Start #	Athlete	AG	Country				Time	AGR
1	11 Marcus Larsson	M40-44	 - SWE	00:11:36	02:21:32	01:20:21	04:01:17	3500.0
2	112 Petra Kalström	F50-54	 - SWE	00:16:52	02:49:25	01:44:25	05:01:10	3500.0
3	1183 Björn Franzén	M40-44	 - SWE	00:14:11	02:33:20	01:35:51	04:31:42	2952.5

26.- Team PowerWoman Athletic Club (9,515.5 points)








Start #	Athlete	AG	Country				Time	AGR
1	357 Jenny Broman Wegersjö	F35-39	 - SWE	00:17:27	03:12:15	01:53:38	05:35:49	2711.9

Age Groups - TriClub Results








26.- Team PowerWoman Athletic Club (9,515.5 points)

Start #	Athlete	AG	Country				Time	AGR
2	639 Theresa Cronfalk	F35-39	 - SWE	00:15:39	03:22:03	02:06:08	06:00:26	2268.8
3	360 Annika Antonsson	F40-44	 - SWE	00:19:55	03:15:18	02:09:00	05:56:55	1853.0
4	353 Frida Mittjas	F25-29	 - SWE	00:15:12	03:09:20	02:13:30	05:52:27	1744.4
5	355 Ellinor Wallin	F25-29	 - SWE	00:06:17	02:41:32	02:37:22	06:37:17	937.4
6	1215 Linda Tagesson	F45-49	 - SWE	00:19:19	04:13:58	02:24:50	07:14:15	922.4







27.- TriForFriends (9,482.0 points)

Start #	Athlete	AG	Country				Time	AGR
1	51 Joao Carlos De Oliveira Caldas	M35-39	 - SWE	00:13:17	02:31:32	01:38:05	04:32:10	2899.1
2	109 Eduardo Pires	M35-39	 - BRA	00:15:23	02:43:37	01:45:38	04:57:26	2444.3
3	487 Fabio Franco	M35-39	 - SWE	00:13:57	02:48:39	01:45:48	05:04:21	2319.8
4	486 Erik Bork	M35-39	 - SWE	00:16:46	03:02:44	01:57:35	05:32:11	1818.8







28.- Järfälla Triathlon (8,604.2 points)

Start #	Athlete	AG	Country				Time	AGR
1	380 Viktor Johansson	M30-34	 - SWE	00:12:52	02:31:22	01:31:41	04:24:17	3048.5
2	379 Josef Boulaich	M30-34	 - MAR	00:17:16	02:54:23	01:44:41	05:09:27	2235.5
3	382 Henrik Bjerkeborn	M35-39	 - SWE	00:16:05	03:00:52	02:00:32	05:34:56	1769.3
4	385 Norman Fromy	M50-54	 - SWE	00:20:44	03:15:05	02:07:01	06:03:15	1550.9







29.- Kisa Sportklubb (8,157.6 points)

Start #	Athlete	AG	Country				Time	AGR
1	461 Mathias Rinaldo	M45-49	 - SWE	00:16:05	02:30:02	01:43:53	04:41:01	2999.3
2	462 Staffan Andersson	M50-54	 - SWE	00:19:31	02:35:18	01:54:28	05:00:59	2671.7
3	458 Tobias Wilhelmsson	M40-44	 - SWE	00:18:21	02:37:27	01:50:23	04:57:35	2486.6


30.- Gällivare Endurance Club (8,141.1 points)

Start #	Athlete	AG	Country				Time	AGR
1	441 Stefan Larsson	M55-59	 - SWE	00:16:09	02:35:12	01:42:01	04:41:41	3320.9
2	440 Micael Andersson	M40-44	 - SWE	00:14:57	02:45:02	01:46:06	04:57:08	2494.7
3	439 Mathias Lyngmark	M40-44	 - SWE	00:16:39	02:48:45	01:50:57	05:06:32	2325.5

31.- Norrköping Triathlon (8,076.9 points)

Start #	Athlete	AG	Country				Time	AGR
1	43 Daniel Johnson	M35-39	 - SWE	00:12:40	02:33:55	01:30:40	04:27:36	2981.3
2	419 Fredrik Kornebäck	M40-44	 - SWE	00:15:50	02:39:52	01:41:43	04:50:49	2608.4
3	420 Mattias Klein	M50-54	 - SWE	00:15:08	02:51:18	01:52:04	05:11:14	2487.2

32.- /tri club denmark (7,590.9 points)







Start #	Athlete	AG	Country				Time	AGR
1	105 Brian Peldrup Ottosen	M35-39	 - DNK	00:14:09	02:35:54	01:25:33	04:26:40	2998.1
2	463 Josephine Johansen	F25-29	 - DNK	00:16:28	02:54:09	01:50:43	05:16:25	2393.0
3	464 Omar Estrada	M25-29	 - MEX	00:15:50	02:48:40	01:53:54	05:08:45	2199.8

Age Groups - TriClub Results







33.- Åkersberga Triathlonförening (6,932.5 points)

Start #	Athlete	AG	Country				Time	AGR
1	654 HANNA TÖRNQVIST	F40-44	 - SWE	00:16:09	02:33:06	01:27:55	04:25:25	3500.0
2	555 Michael Nabb	M35-39	 - SWE	00:11:36	02:21:05	01:22:56	04:02:32	3432.5



34.- Nordic triathlon & endurance club (6,916.5 points)

Start #	Athlete	AG	Country				Time	AGR
1	501 Johan Jönsson	M25-29	 - SWE	00:09:41	02:26:17	01:30:16	04:12:08	3218.9
2	52 Robin Thuresson	M40-44	 - SWE	00:13:28	02:29:14	01:38:58	04:30:42	2970.5
3	507 Lars Ersäng	M55-59	 - SWE	00:28:24	03:31:12	02:34:57	07:05:47	727.1







35.- 338 Småland Triathlon & Multisport (6,909.0 points)

Start #	Athlete	AG	Country				Time	AGR
1	388 Roger Rosberg	M35-39	 - SWE	00:14:43	02:34:35	01:44:55	04:44:37	2675.0
2	386 Tobias Broberg	M25-29	 - SWE	00:17:51	02:34:01	01:49:34	04:56:15	2424.8
3	389 Lennart Broberg	M55-59	 - SWE	00:21:48	02:58:02	02:28:14	06:05:40	1809.2







36.- MIND Triathlon Sportsclub (6,824.2 points)

Start #	Athlete	AG	Country				Time	AGR
1	118 Maria Ekström	F45-49	 - SWE	00:16:12	02:42:46	01:42:50	04:51:03	3500.0
2	13 Fredrik Ekström	M40-44	 - SWE	00:12:55	02:28:27	01:20:39	04:11:03	3324.2


37.- Väsby SS Triathlon (6,811.8 points)

Start #	Athlete	AG	Country				Time	AGR
1	102 Göran Westman	M50-54	 - SWE	00:11:57	02:26:50	01:51:10	04:40:04	3048.2
2	426 Martin Wering	M35-39	 - SWE	00:15:06	02:34:20	01:48:18	04:49:08	2593.7
3	425 Sebastian Berenskiöld Borsi	M30-34	 - SWE	00:17:47	03:11:11	02:18:56	06:08:39	1169.9

38.- Fredrikshof CK IF (6,792.9 points)

Start #	Athlete	AG	Country				Time	AGR
1	514 Nicolaas Dantuma	M50-54	 - SWE	00:14:03	02:31:23	01:40:50	04:36:55	3104.9
2	108 Johan Johansson	M50-54	 - SWE	00:21:32	02:52:55	02:02:11	05:32:34	2103.2
3	479 Annika Rubensson	F50-54	 - SWE	00:18:59	03:27:59	02:41:19	06:47:34	1584.8

39.- Halmstadtriathleterna (5,505.7 points)


Start #	Athlete	AG	Country				Time	AGR
1	512 Lena Karlsson	F55-59	 - SWE	00:19:07	03:11:04	02:01:31	05:44:28	3161.0
2	511 Linda Rehn	F40-44	 - SWE	00:17:46	03:08:37	01:49:41	05:29:36	2344.7

40.- Näset Triathlon Klubb (4,947.4 points)

Start #	Athlete	AG	Country				Time	AGR
1	475 Robin Ambré	M30-34	 - SWE	00:14:02	02:40:48	01:34:23	04:38:35	2791.1
2	476 Jens Gustafsson	M45-49	 - SWE	00:14:25	02:49:40	02:08:54	05:27:51	2156.3

41.- SPIF Triathlon (4,930.9 points)

Age Groups - TriClub Results

Start #	Athlete	AG	Country				Time	AGR
1	469 Sven Hammarström	M40-44	 - SWE	00:13:13	02:35:47	01:30:59	04:30:11	2979.8
2	468 Ulrika WALLON	F50-54	 - SWE	00:16:47	03:39:41	02:15:25	06:27:13	1951.1

42.- Team Power Women (4,901.5 points)

Start #	Athlete	AG	Country				Time	AGR
1	608 Elin Allqvie	F30-34	 - SWE	00:16:32	03:03:43	01:44:32	05:14:37	2796.5
2	592 Johanna Allqvie	F25-29	 - SWE	00:15:10	03:08:07	01:58:46	05:32:25	2105.0

43.- Halmstad Triathlon & Multisport (4,787.2 points)

Start #	Athlete	AG	Country				Time	AGR
1	521 Fredrik Nicklasson	M50-54	 - SWE	00:14:55	02:41:10	01:50:56	05:01:57	2654.3
2	522 Per Carnbrand	M55-59	 - SWE	00:16:31	03:13:06	02:00:12	05:47:41	2132.9

44.- Lödde Tri (4,746.1 points)

Start #	Athlete	AG	Country				Time	AGR
1	107 Emma Lindgren	F40-44	 - SWE	00:14:25	02:52:44	01:46:57	05:06:04	2768.3
2	1180 Oskar Ryberg	M45-49	 - SWE	00:19:13	03:00:38	01:59:53	05:37:46	1977.8


45.- Oslofjord Triatlon (4,671.1 points)

Start #	Athlete	AG	Country				Time	AGR
1	93 Vincent Noel	M45-49	 - NOR	00:13:48	02:36:23	02:01:32	05:04:24	2578.4
2	38 Mark White	M55-59	 - NOR	00:15:25	02:48:58	02:31:48	05:49:55	2092.7

46.- Team LeWa Sport (4,516.9 points)

Start #	Athlete	AG	Country				Time	AGR
1	55 Mikael Trieb	M40-44	 - SWE	00:12:00	02:46:57	01:48:10	05:02:09	2404.4
2	529 Björn Arman	M35-39	 - SWE	00:15:28	02:54:08	01:46:25	05:15:52	2112.5

47.- Club Active Island Tjörn (4,452.1 points)

Start #	Athlete	AG	Country				Time	AGR
1	516 Ann-Marie Myllykangas	F40-44	 - SWE	00:16:21	03:00:14	01:42:58	05:12:45	2648.0
2	517 Markus Sirnemark	M45-49	 - SWE	00:18:31	03:11:04	02:04:23	05:47:25	1804.1

48.- IF Mantra Sport (4,178.5 points)

Start #	Athlete	AG	Country				Time	AGR
1	491 Anton Arvidson	M18-24	 - SWE	00:13:17	02:34:17	01:26:49	04:22:35	3106.4
2	1158 Mats Holm	M55-59	 - SWE	00:21:47	03:29:59	02:30:59	06:46:37	1072.1

49.- Telia Idrotts och fritidsförening (4,128.1 points)

Start #	Athlete	AG	Country				Time	AGR
1	113 johan agnell	M45-49	 - SWE	00:14:44	02:59:29	01:51:36	05:17:07	2349.5
2	505 Reine Jansson	M45-49	 - SWE	00:17:38	03:10:36	02:07:17	05:48:50	1778.6

50.- Stöcke TS Järnet (3,500.0 points)

Start #	Athlete	AG	Country				Time	AGR
---------	---------	----	---------	---	---	---	------	-----

Age Groups - TriClub Results

50.- Stöcke TS Järnet (3,500.0 points)

Start #	Athlete	AG	Country				Time	AGR
1	49 Albert Askengren	M25-29	 - SWE	00:11:02	02:18:42	01:19:56	03:56:31	3500.0

50.- Boost Coaching (3,500.0 points)

Start #	Athlete	AG	Country				Time	AGR
1	57 Erik Blomberg	M45-49	 - SWE	00:11:39	02:29:36	01:25:20	04:13:12	3500.0

50.- Saltsjöbadens Triathlonsällskap (3,500.0 points)

Start #	Athlete	AG	Country				Time	AGR
1	111 John Brayley	M65-69	 - GBR	00:14:14	02:53:06	02:04:14	05:25:33	3500.0

50.- Hedemora Endurance Club (3,500.0 points)

Start #	Athlete	AG	Country				Time	AGR
1	124 Ulf Gunnarsson	M70-74	 - SWE	00:18:18	03:08:02	02:32:44	06:15:22	3500.0



54.- Vahalis (3,386.3 points)

Start #	Athlete	AG	Country				Time	AGR
1	556 Tom de Visser	M30-34	 - NOR	00:11:52	02:21:01	01:25:09	04:05:31	3386.3

55.- Total Tri Training (3,270.8 points)

Start #	Athlete	AG	Country				Time	AGR
1	119 Bertrand Fontaine	M30-34	 - BEL	00:12:46	02:23:26	01:27:40	04:11:56	3270.8

56.- LUKOIL TRIATHLON TEAM (3,248.3 points)

Start #	Athlete	AG	Country				Time	AGR
1	564 Ivan Liubimov	M35-39	 - RUS	00:15:00	02:20:27	01:26:17	04:12:46	3248.3

57.- Umeå Simsällskap triathlon (3,127.1 points)

Start #	Athlete	AG	Country				Time	AGR
1	126 Johanna Lindqvist	F50-54	 - SWE	00:15:38	03:03:37	01:50:57	05:21:53	3127.1

58.- Trinord (3,059.3 points)

Start #	Athlete	AG	Country				Time	AGR
1	72 Lars Kaufmann	M55-59	 - DNK	00:16:33	02:35:37	01:52:10	04:56:13	3059.3

59.- Asker Triathlon Klubb (3,057.5 points)

Start #	Athlete	AG	Country				Time	AGR
1	121 Stefan Skogbrott	M30-34	 - NOR	00:12:34	02:35:16	01:27:11	04:23:47	3057.5

60.- Triathlon Sport Carqueiranne (3,031.1 points)

Start #	Athlete	AG	Country				Time	AGR
1	533 Jean Marc VALLIER	M55-59	 - FRA	00:15:50	02:48:20	01:42:57	04:57:47	3031.1

61.- Aalborg Triathlonklub (2,985.8 points)

Age Groups - TriClub Results

Start #	Athlete	AG	Country				Time	AGR
1 551	Anders Broe Nielsen	M30-34	 - DNK	00:15:01	02:29:10	01:31:54	04:27:46	2985.8

62.- Ol Triatlon (2,980.7 points)

Start #	Athlete	AG	Country				Time	AGR
1 560	Anders Nordin	M30-34	 - SWE	00:13:39	02:36:34	01:30:16	04:28:03	2980.7

63.- Qwarnsveden Triathlon (2,980.4 points)

Start #	Athlete	AG	Country				Time	AGR
1 526	Monica Sjans	F60-64	 - SWE	00:16:05	03:25:05	02:19:33	06:14:45	2980.4

64.- 575 TEAM (2,951.6 points)

Start #	Athlete	AG	Country				Time	AGR
1 565	Balazs Szalo	M40-44	 - HUN	00:13:25	02:34:59	01:35:38	04:31:45	2951.6

65.- Karlshamns SK Triathlon (2,923.7 points)

Start #	Athlete	AG	Country				Time	AGR
1 47	Sara Elfving	F50-54	 - SWE	00:15:43	03:09:31	01:52:14	05:33:11	2923.7

66.- Räddningstjänsten syd IK (2,910.2 points)

Start #	Athlete	AG	Country				Time	AGR
1 528	Martin Racz Granath	M35-39	 - SWE	00:11:49	02:32:53	01:38:49	04:31:33	2910.2

67.- Skovshoved Triathlon Klub (2,862.2 points)

Start #	Athlete	AG	Country				Time	AGR
1 14	Carsten Holst Nørgaard	M50-54	 - DNK	00:12:25	02:41:48	01:41:43	04:50:24	2862.2

68.- We Tri Society (2,802.8 points)

Start #	Athlete	AG	Country				Time	AGR
1 1201	Kristofer Högsborn	M40-44	 - SWE	00:17:01	02:37:28	01:33:44	04:40:01	2802.8

69.- Bjäre Triathlon (2,791.1 points)

Start #	Athlete	AG	Country				Time	AGR
1 114	Stephan Åkeborg	M55-59	 - SWE	00:16:29	02:48:46	01:50:58	05:11:07	2791.1

70.- Team Oxygenaddict (2,783.6 points)

Start #	Athlete	AG	Country				Time	AGR
1 53	Anders Örbom	M45-49	 - SWE	00:14:28	02:42:31	01:42:25	04:53:00	2783.6

71.- Haugesund Triathlon Klubb (2,726.6 points)

Start #	Athlete	AG	Country				Time	AGR
1 120	Henning Johnsen	M40-44	 - NOR	00:13:31	02:37:59	01:40:34	04:44:15	2726.6

72.- Bohuslän Endurance SC (2,717.9 points)

Start #	Athlete	AG	Country				Time	AGR
1 56	Jonas Hedeback	M40-44	 - SWE	00:13:10	02:31:55	01:48:46	04:44:44	2717.9

Age Groups - TriClub Results

73.- Triexpert Milt racing team (2,669.9 points)

Start #	Athlete	AG	Country				Time	AGR
1 54	Jan Cervinka	M40-44	 - CZE	00:12:54	02:43:45	01:41:04	04:47:24	2669.9



74.- TriPassion Triatloniklubi (Estonia) (2,620.4 points)

Start #	Athlete	AG	Country				Time	AGR
1 117	Raido Martinson	M35-39	 - EST	00:14:45	02:46:20	01:36:47	04:47:39	2620.4

75.- Mölndal Outdoor IF (2,611.1 points)

Start #	Athlete	AG	Country				Time	AGR
1 545	Per Krogstad	M40-44	 - SWE	00:14:24	02:32:59	01:50:41	04:50:40	2611.1

76.- Team Zoot Europe (2,564.3 points)

Start #	Athlete	AG	Country				Time	AGR
1 1203	Jan Diederichsen	M40-44	 - DEU	00:14:08	02:41:19	01:39:23	04:53:16	2564.3

77.- Triathlon Syd (2,540.6 points)

Start #	Athlete	AG	Country				Time	AGR
1 509	Jens Rydén	M55-59	 - SWE	00:15:03	02:53:15	02:01:31	05:25:02	2540.6

78.- Alnö Race Team (2,538.5 points)

Start #	Athlete	AG	Country				Time	AGR
1 541	Sally Jonsson	F35-39	 - SWE	00:20:53	03:07:04	02:01:04	05:45:27	2538.5

79.- Högby IF (2,510.6 points)

Start #	Athlete	AG	Country				Time	AGR
1 699	Sara Strand	F45-49	 - SWE	00:17:28	03:07:20	02:07:15	05:46:01	2510.6

80.- Tierps CK (2,487.5 points)

Start #	Athlete	AG	Country				Time	AGR
1 1185	Frida Öhman	F25-29	 - SWE	00:15:48	02:43:00	01:56:53	05:11:10	2487.5

81.- TNT - Triathletes of North Texas (2,483.9 points)

Start #	Athlete	AG	Country				Time	AGR
1 546	Ulf Attevik	M50-54	 - SWE	00:15:51	02:49:53	01:53:17	05:11:25	2483.9

82.- The Flying Dutchman Team (2,446.4 points)

Start #	Athlete	AG	Country				Time	AGR
1 531	Hans van der Wulp	M50-54	 - NLD	00:12:12	02:56:18	01:53:26	05:13:30	2446.4

83.- Karlskrona Simsällskap (2,441.0 points)

Start #	Athlete	AG	Country				Time	AGR
1 527	Fredrik Frisell	M50-54	 - SWE	00:17:42	02:44:05	01:57:22	05:13:48	2441.0

84.- Saltsjöbaden Triatlonsällskap (2,396.6 points)

Age Groups - TriClub Results

Start #	Athlete	AG	Country				Time	AGR
1	518 Stefan Pettersson	M45-49	 - SWE	00:15:07	02:50:42	01:54:31	05:14:30	2396.6

85.- Apladalens Löparklubb / Triathlon (2,352.8 points)

Start #	Athlete	AG	Country				Time	AGR
1	492 Daniel Bokinge	M45-49	 - SWE	00:15:47	02:53:31	01:55:16	05:16:56	2352.8

86.- I 2 IF Triathlon (2,284.7 points)

Start #	Athlete	AG	Country				Time	AGR
1	727 Abbe Abosamra	M18-24	 - SWE	00:15:14	02:54:32	01:45:36	05:08:14	2284.7

87.- Glasrikets RC Nybro (2,277.8 points)

Start #	Athlete	AG	Country				Time	AGR
1	472 Staffan Berg	M50-54	 - SWE	00:17:21	03:04:21	01:46:16	05:22:52	2277.8

88.- Östersund Triathlon (2,205.8 points)

Start #	Athlete	AG	Country				Time	AGR
1	525 André Norberg	M40-44	 - SWE	00:16:15	02:55:10	01:48:23	05:13:11	2205.8

89.- IFK Österbymo (2,158.1 points)

Start #	Athlete	AG	Country				Time	AGR
1	495 Petter Alstermark	M40-44	 - SWE	00:15:27	03:01:44	01:43:22	05:15:50	2158.1

90.- Gnosjö FK (2,043.5 points)

Start #	Athlete	AG	Country				Time	AGR
1	58 Linus Allvin	M30-34	 - SWE	00:17:08	02:58:09	01:53:57	05:20:07	2043.5

91.- Midnight Warriors Triathlon Club (1,950.8 points)

Start #	Athlete	AG	Country				Time	AGR
1	847 Daniel Järnhester	M30-34	 - SWE	00:13:43	03:05:42	01:50:24	05:25:16	1950.8

92.- Team Trelleborg Triathlon (1,916.3 points)

Start #	Athlete	AG	Country				Time	AGR
1	562 Jesper Malmgren	M25-29	 - SWE	00:18:02	03:00:57	01:50:42	05:24:30	1916.3

93.- Tri London (1,898.0 points)

Start #	Athlete	AG	Country				Time	AGR
1	547 Jack Bedford	M25-29	 - GBR	00:13:47	02:48:16	02:11:06	05:25:31	1898.0

94.- Cambridge University Triathlon Club (1,886.9 points)

Start #	Athlete	AG	Country				Time	AGR
1	540 Thomas Bedford	M25-29	 - GBR	00:13:44	03:00:26	02:02:00	05:26:08	1886.9

95.- SOK Knallen (1,864.1 points)

Start #	Athlete	AG	Country				Time	AGR
1	550 Ulf GYLLUNGER	M55-59	 - SWE	00:22:55	03:21:04	02:00:21	06:02:37	1864.1

Age Groups - TriClub Results

96.- KVIK TRI TEAM (1,841.6 points)

Start #	Athlete	AG	Country				Time	AGR
1 1189	Carl Palm-Henriksen	M18-24	 - DNK	00:13:31	03:02:24	02:05:39	05:32:51	1841.6

97.- Oskarshamns Sportklubb (1,662.8 points)

Start #	Athlete	AG	Country				Time	AGR
1 524	Ulf Ronneteg	M50-54	 - SWE	00:17:18	03:03:36	02:19:50	05:57:02	1662.8

98.- Kungsbacka CK (1,637.0 points)

Start #	Athlete	AG	Country				Time	AGR
1 1111	Mikael Garsén	M50-54	 - SWE	00:14:38	02:57:23	02:32:13	05:58:28	1637.0

99.- Gävle Triathlonklubb (1,616.6 points)

Start #	Athlete	AG	Country				Time	AGR
1 537	Daniel Falk	M40-44	 - SWE	00:19:49	03:16:29	01:53:01	05:45:55	1616.6

100.- Strängnäs CK (1,240.1 points)

Start #	Athlete	AG	Country				Time	AGR
1 554	Tony Pettersson	M40-44	 - SWE	00:18:53	03:23:21	02:06:43	06:06:50	1240.1

101.- Kalmar cykelklubb (1,013.6 points)

Start #	Athlete	AG	Country				Time	AGR
1 436	Vinko Midjich	M50-54	 - SWE	00:23:29	03:15:45	02:34:21	06:33:06	1013.6

102.- IRONMANIAC TRIATHLON CLUB (884.3 points)

Start #	Athlete	AG	Country				Time	AGR
1 548	Johan Tullare	M50-54	 - SWE	00:18:33	03:39:37	02:25:03	06:40:17	884.3

103.- IK Fyris Triathlon (784.7 points)

Start #	Athlete	AG	Country				Time	AGR
1 539	Tore Levehag	M30-34	 - SWE	00:21:33	03:21:29	02:17:35	06:30:03	784.7