

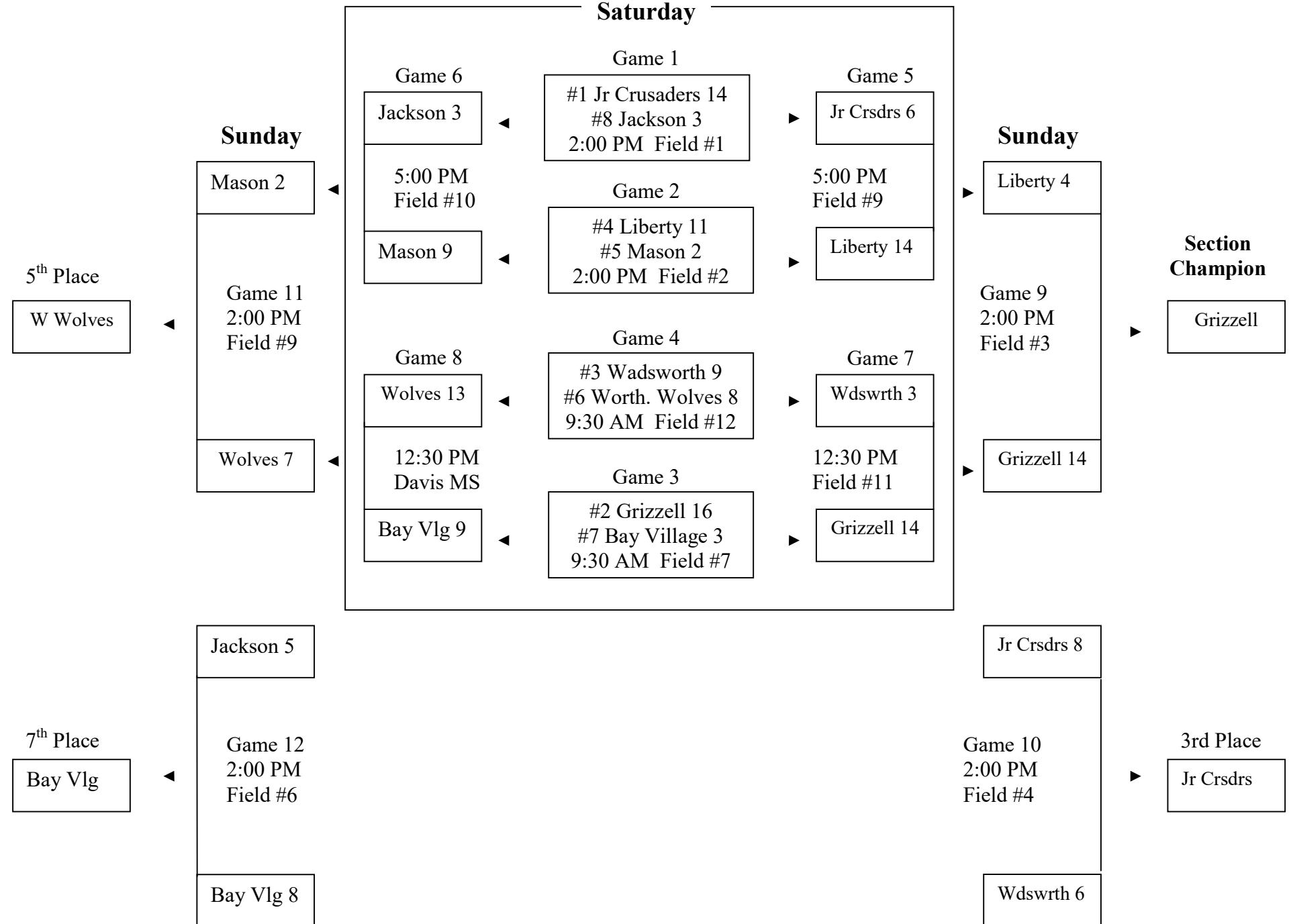
# OMSLA 2019 State Tournament

## Seedings and Final Results

No.	Team	Div.	Sec.	Seed	Finish	Record	No.	Team	Div.	Sec.	Seed	Finish	Record
1	Anthony Wayne	III	Blue	7	8	0-3	45	Kings Mills	III	Red	3	5	2-1
2	Avon	III	Red	2	1-2	3-1	46	Lake Erie	V	Blue	5	7	1-2
3	Avon Lake	II	Blue	1	5	2-1	47	Lakota East	II	Red	3	6	1-2
4	Bay Village	I	Red	7	7	1-2	48	Lakota West	II	Red	2	2	2-1
5	Beavercreek	III	Blue	4	5	2-1	49	Liberty	I	Red	4	2	2-1
6	Bellbrook	V	Red	8	7	1-2	50	Licking Valley	V	Blue	6	8	0-3
7	Berkshire	III	Red	4	4	1-2	51	Loveland	V	Red	2	8	0-3
8	Bexley	V	Red	4	4	1-2	52	Mariemont	II	Blue	6	6	1-2
9	Big Walnut	V	Blue	8	6	1-2	53	Marysville	VI	Blue	8	7	1-2
10	Blendon	III	Blue	2	3	2-1	54	Mason	I	Red	5	6	1-2
11	Blue Jays	II	Red	8	8	0-3	55	Medina	IV	Blue	1	1-2	3-1
12	Broadview	V	Blue	1	2	2-1	56	Mentor	IV	Red	8	6	1-2
13	Brunswick	VI	Blue	7	8	0-3	57	Miamisburg	III	Blue	6	6	1-2
14	Canal Winchester	IV	Blue	8	8	0-3	58	Milford	I	Blue	2	4	1-2
15	Chagrin Falls	II	Blue	4	7	1-2	59	Milford "B"	IV	Red	3	7	0-2-1
16	CHCA	IV	Red	4	3	2-1	60	New Albany	II	Red	6	1-2	3-1
17	Col. Academy	III	Blue	8	1-1	4-0	61	New Concord	VI	Blue	5	5	2-1
18	Col. Saints	I	Blue	7	8	0-3	62	North Canton	I	Blue	4	3	2-1
19	Copley	V	Red	3	5	2-1	63	Oakwood	V	Red	5	6	1-2
20	Davis	IV	Red	7	2	2-1	64	Olmsted Falls	I	Blue	1	1-2	3-1
21	Delaware	IV	Blue	3	2	2-1	65	Orange	V	Blue	2	4	1-2
22	Eagles	III	Blue	1	7	1-2	66	Perrysburg	II	Red	7	7	1-2
23	Gahanna	VI	Blue	6	4	1-2	67	Pick. Lakeview	II	Blue	5	4	1-2
24	Granville	II	Blue	8	1-1	4-0	68	Pick. Ridgeview	IV	Blue	2	8	0-3
25	Green	V	Red	7	2	2-1	69	Revere	III	Red	8	2	2-1
26	Grizzell	I	Red	2	1-1	4-0	70	Rocky River	II	Blue	2	8	0-3
27	Grizzell "B"	III	Blue	5	4	1-2	71	Sells	IV	Red	1	1-1	4-0
28	Grove City	VI	Blue	2	1	3-0	72	Seven Hills	IV	Red	6	4	1-2
29	Hastings	IV	Blue	4	4	1-2	73	Shanahan	II	Red	4	5	2-1
30	Hawken	VI	Blue	3	6	1-2	74	Springboro	I	Blue	8	7	1-2
31	Hill. Heritage	II	Red	1	3	2-1	75	Springboro "B"	VI	Blue	1	2	2-1
32	Hill. Memorial	V	Red	6	3	2-1	76	St Matthew	IV	Blue	6	5	2-1
33	Hill. Weaver	II	Blue	3	2	2-1	77	St Paul	III	Red	1	6	1-2
34	Hudson	I	Blue	6	5	2-1	78	Strongsville	IV	Blue	7	3	2-1
35	Hyatts	I	Blue	5	6	1-2	79	Sycamore	II	Red	5	4	1-2
36	Indian Hill	III	Red	7	8	0-3	80	Sylvania	V	Blue	7	5	2-1
37	Jackson	I	Red	8	8	0-3	81	U. School	III	Blue	3	2	2-1
38	John XXIII	V	Blue	3	1-2	3-1	82	Wadsworth	I	Red	3	4	1-2
39	Jon. Alder	II	Blue	7	3	2-1	83	Walnut Hills	IV	Blue	5	6	1-2
40	Jones	I	Blue	3	2	2-1	84	West. Heritage	V	Blue	4	3	2-1
41	Jones "B"	III	Red	6	3	2-1	85	Wolves "B"	VI	Blue	4	3	2-1
42	Jr Crusaders	I	Red	1	3	2-1	86	Wooster	IV	Red	2	5	2-1
43	Karrer	V	Red	1	1-1	4-0	87	Worth. Cards	IV	Red	5	7	0-2-1
44	Kenston	III	Red	5	7	1-2	88	Worth. Wolves	I	Red	6	5	2-1

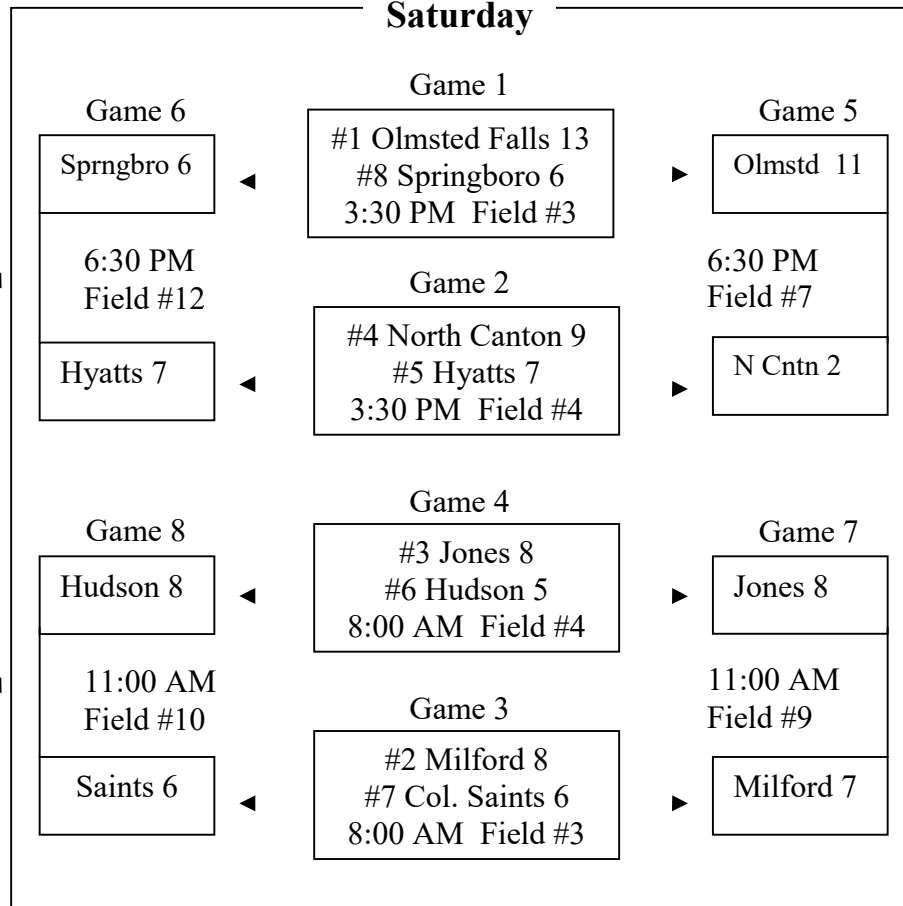
# Division I – Red Section

Saturday

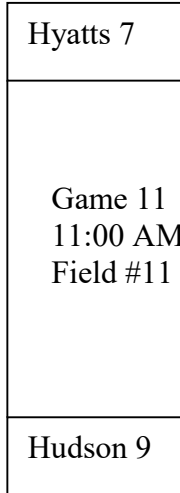


# Division I – Blue Section

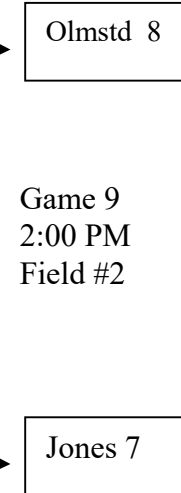
## Saturday



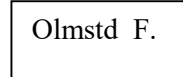
## Sunday



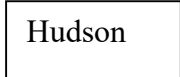
## Sunday



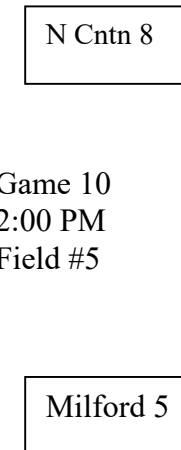
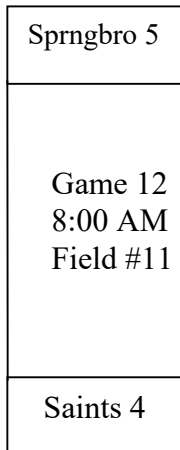
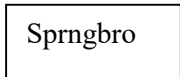
## Section Champion



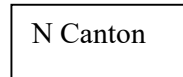
5<sup>th</sup> Place



7<sup>th</sup> Place

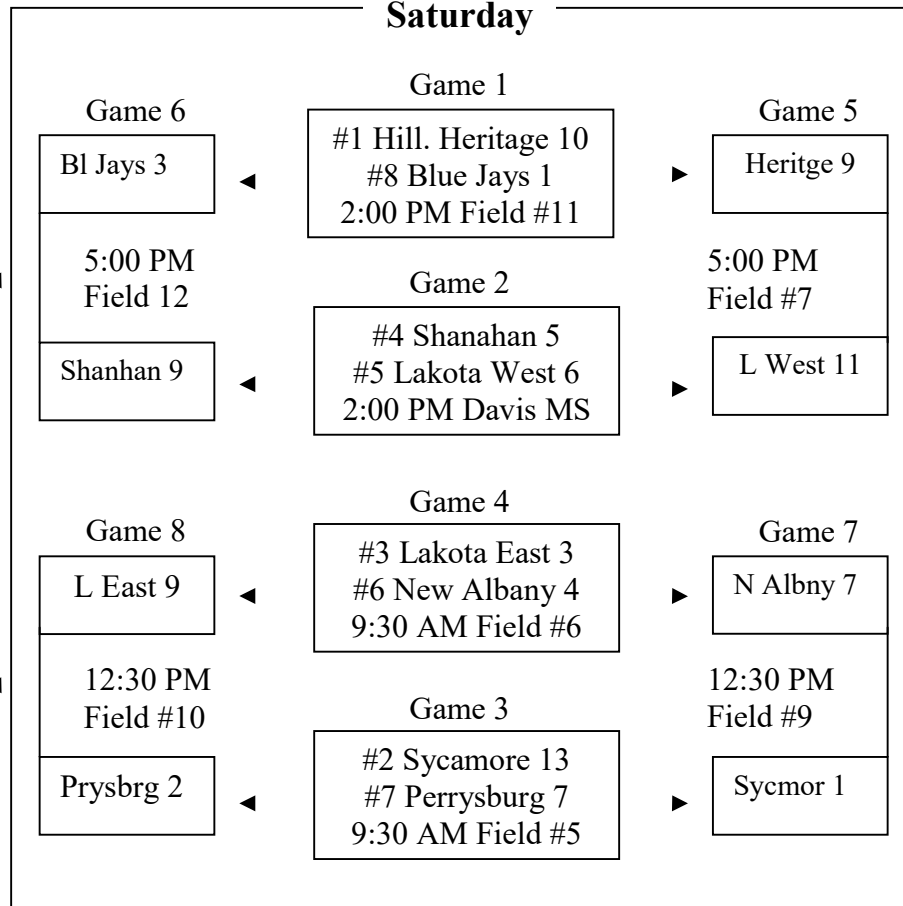


3rd Place

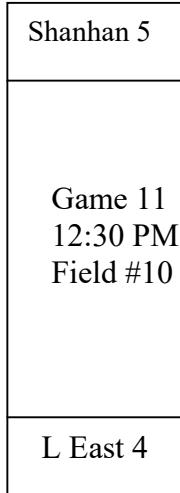


# Division II – Red Section

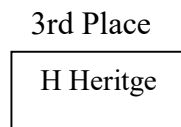
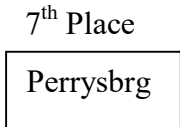
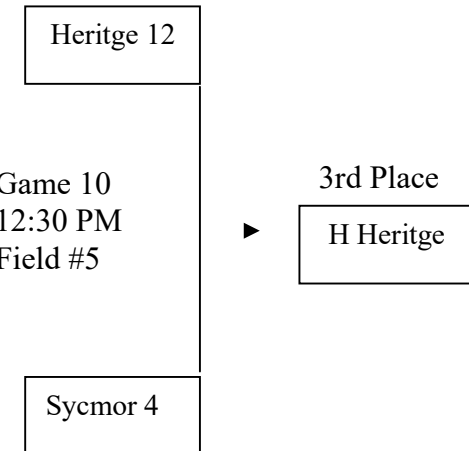
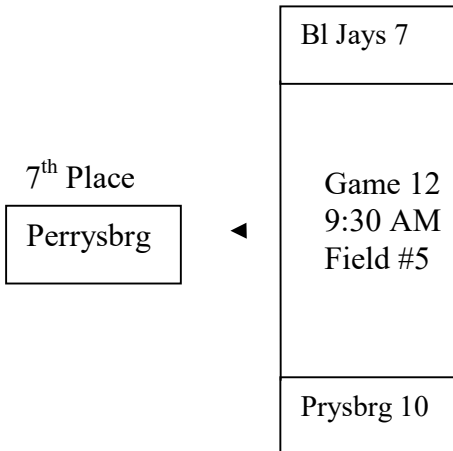
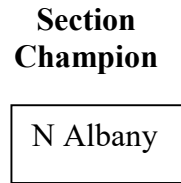
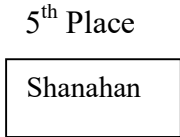
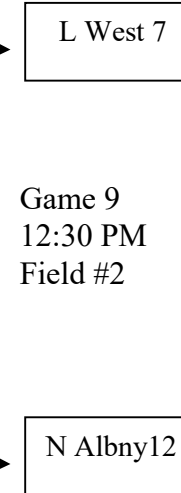
## Saturday



## Sunday

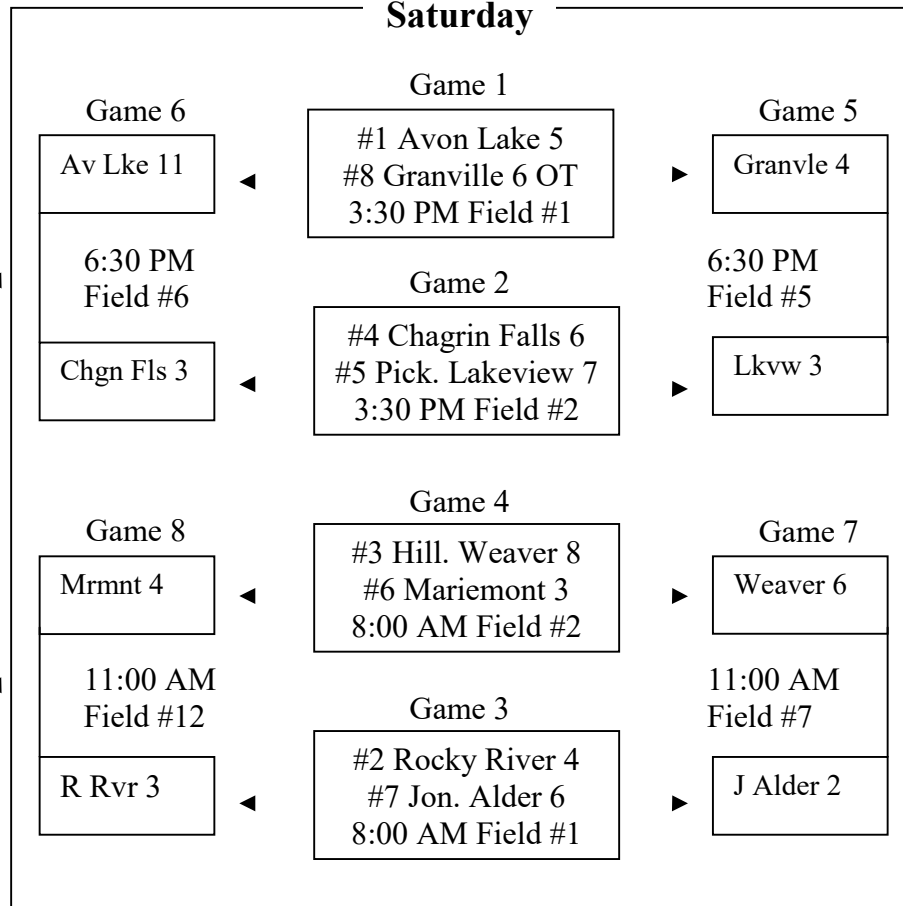


## Sunday

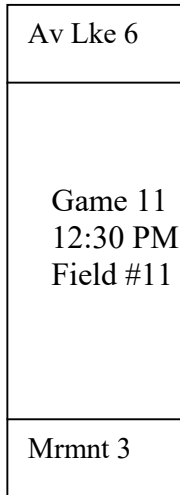


# Division II – Blue Section

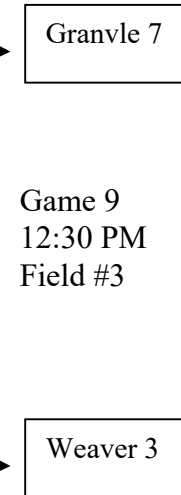
## Saturday



## Sunday



## Sunday



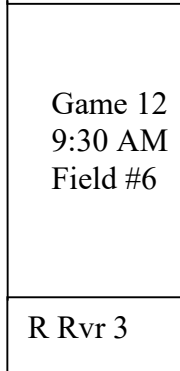
**Section  
Champion**

Granville

5<sup>th</sup> Place

Avon Lake

Chgn Fls 6



Lkwv 7  
OT

Game 10  
12:30 PM  
Field #4

J Alder 8  
OT

7<sup>th</sup> Place

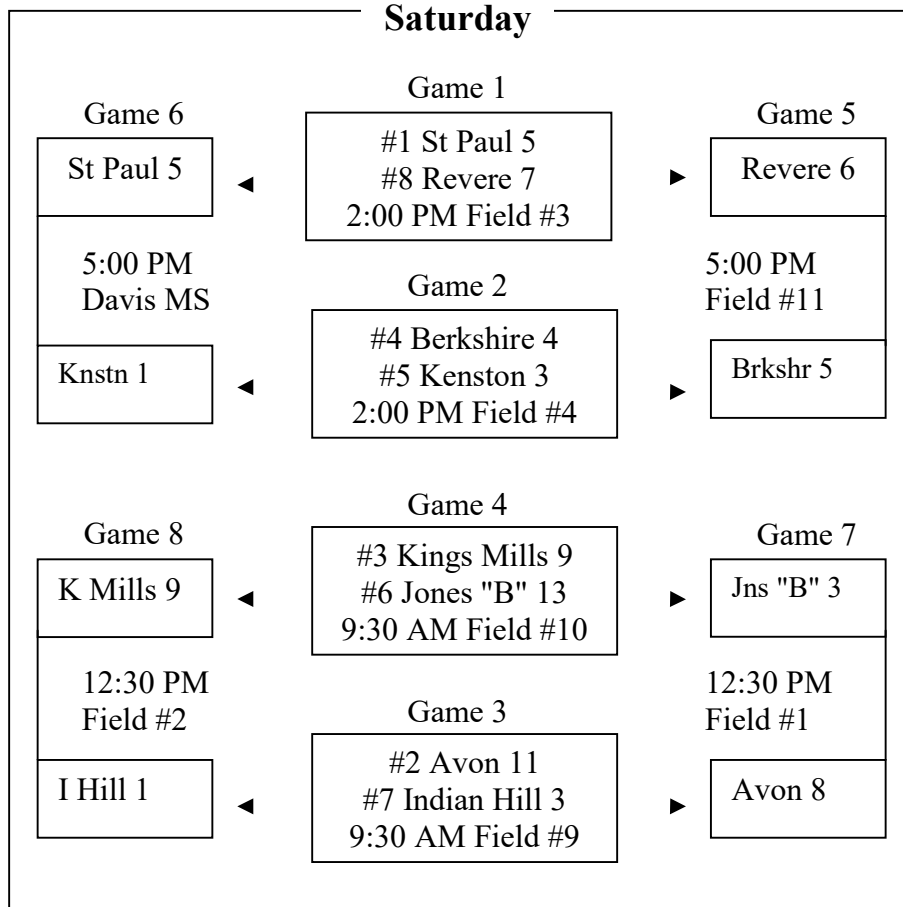
Chagrn Fls

3rd Place

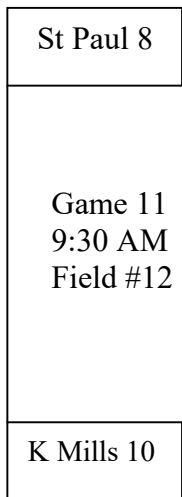
Jon Alder

# Division III – Red Section

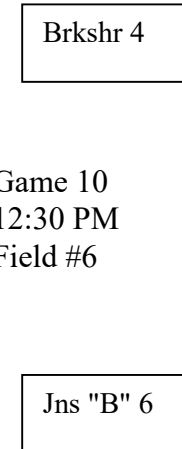
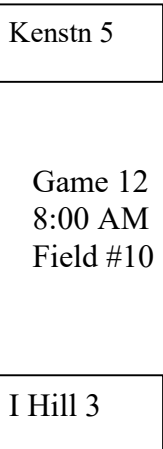
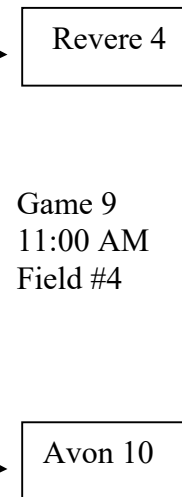
## Saturday



## Sunday



## Sunday



5<sup>th</sup> Place  
K Mills

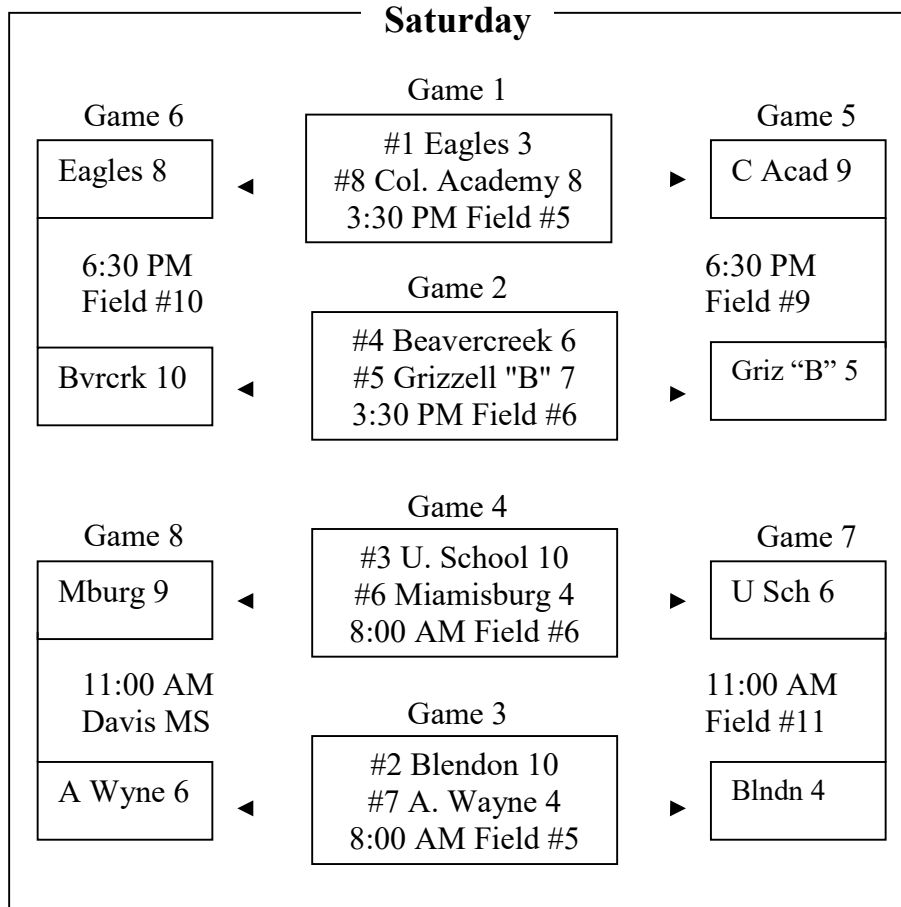
**Section  
Champion**  
Avon

7<sup>th</sup> Place  
Kenston

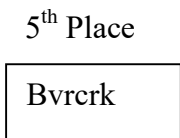
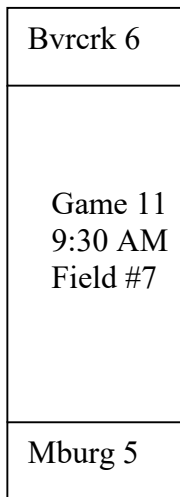
3rd Place  
Jones "B"

# Division III – Blue Section

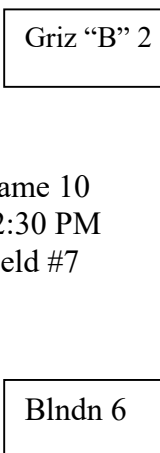
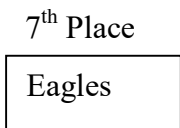
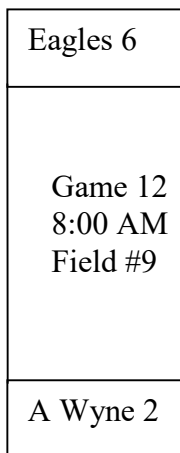
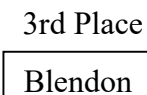
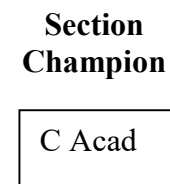
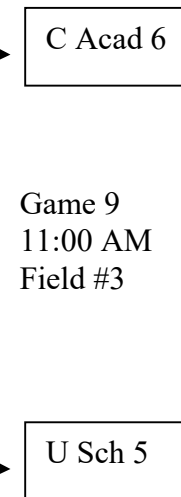
## Saturday



## Sunday

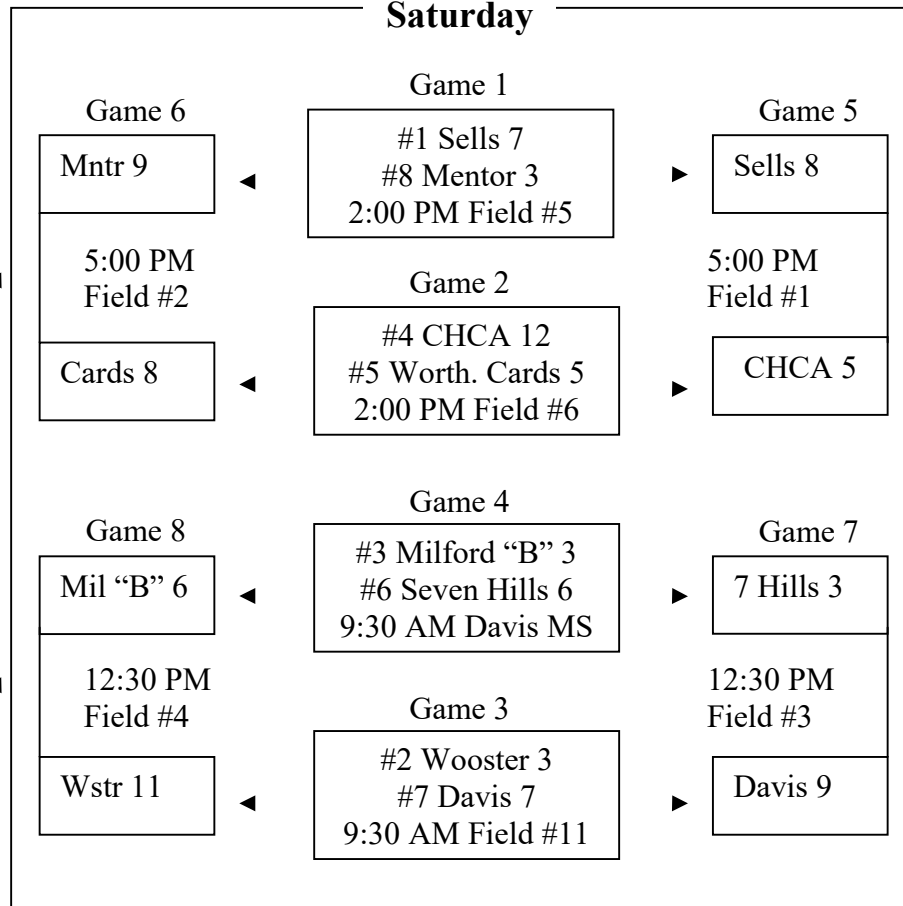


## Sunday

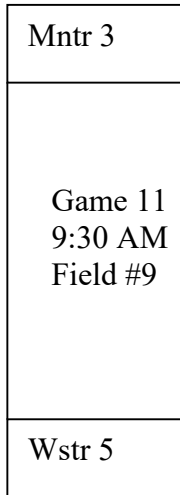


# Division IV – Red Section

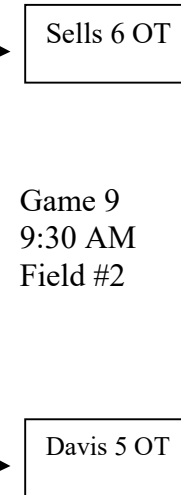
## Saturday



## Sunday



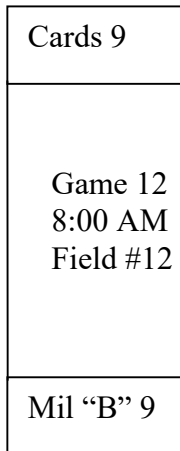
## Sunday



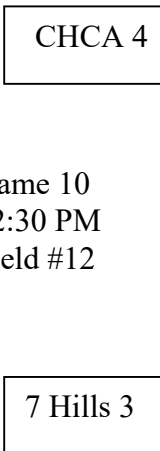
5<sup>th</sup> Place  
Wooster

**Section  
Champion**  
Sells

7<sup>th</sup> Place  
TIE



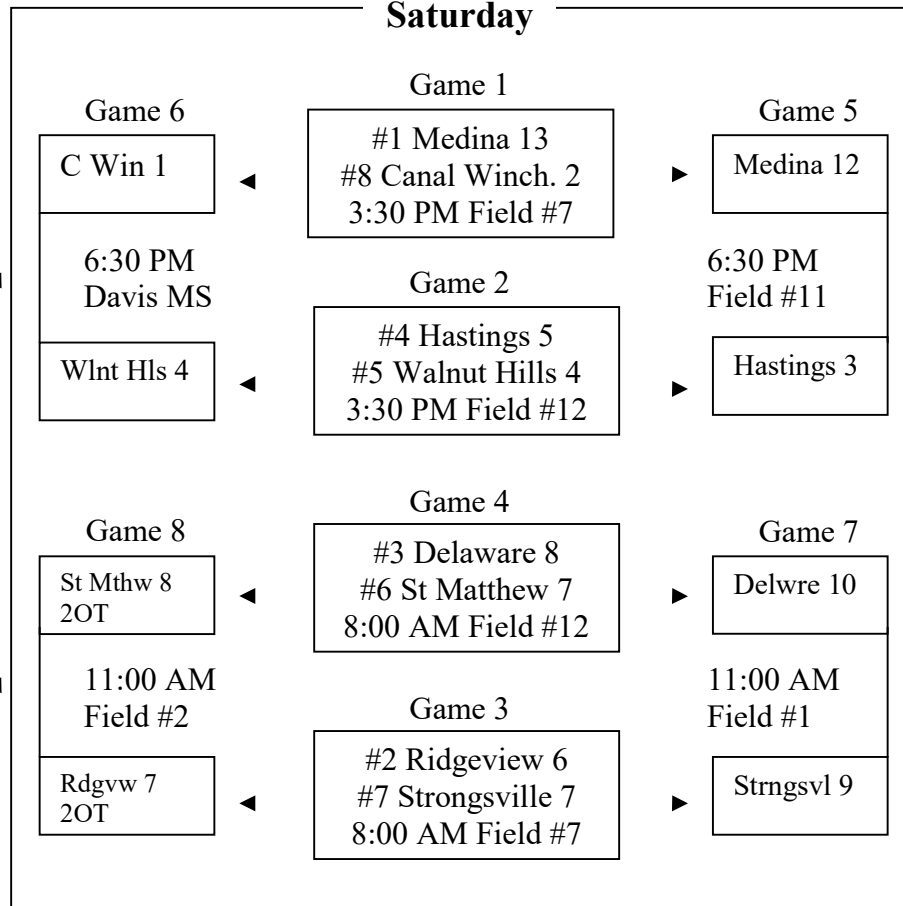
3rd Place  
CHCA



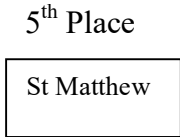
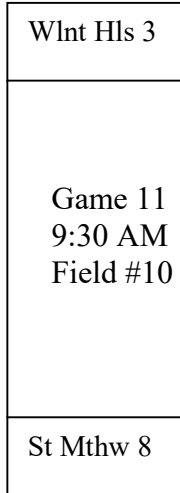


# Division IV – Blue Section

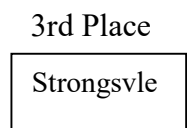
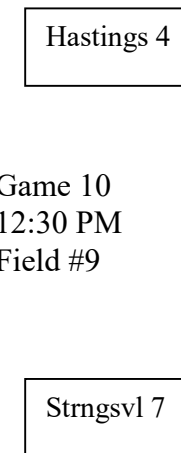
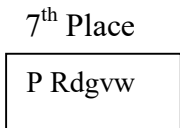
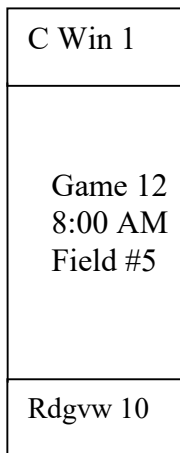
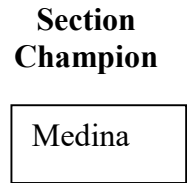
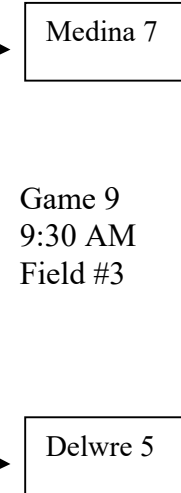
## Saturday



## Sunday

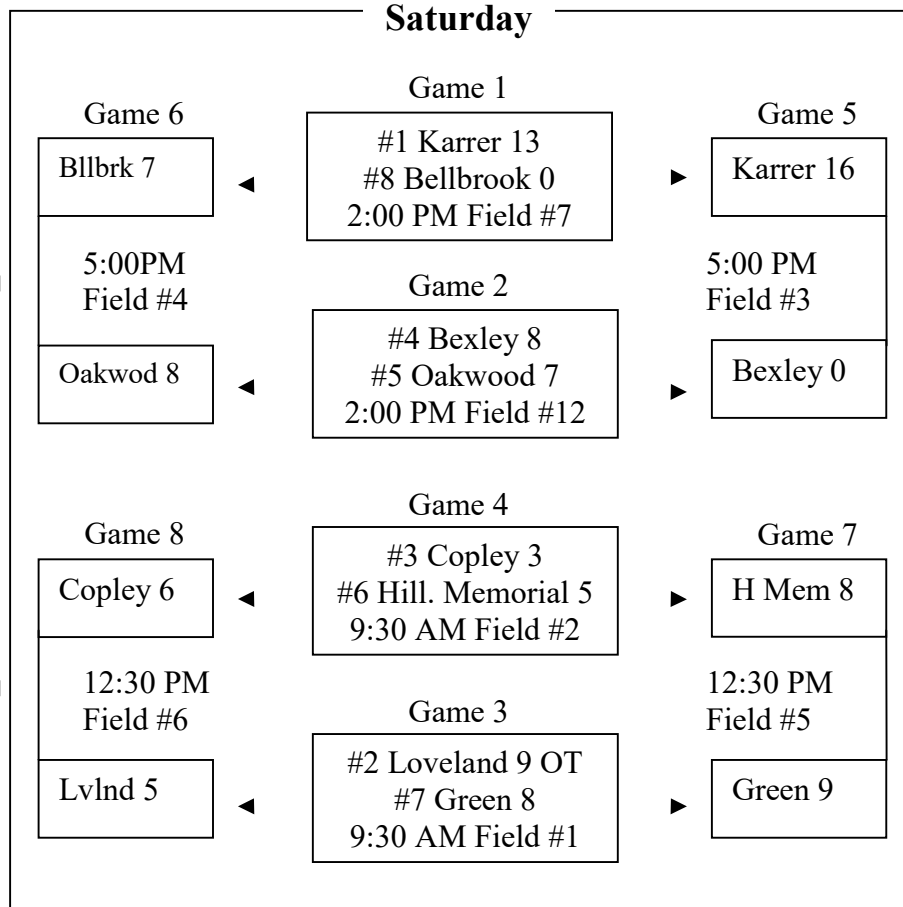


## Sunday

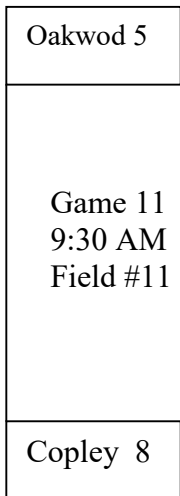


# Division V – Red Section

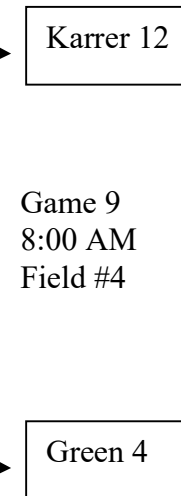
Saturday



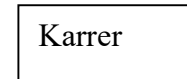
Sunday



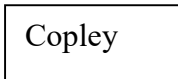
Sunday



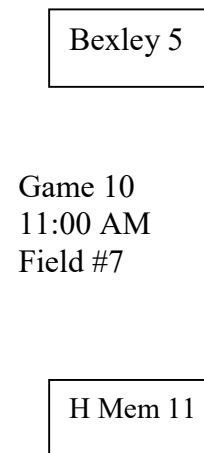
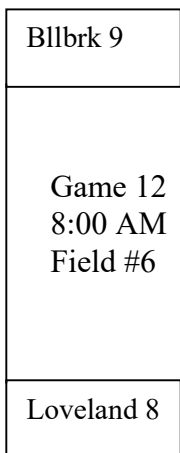
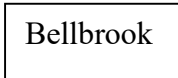
Section  
Champion



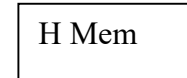
5<sup>th</sup> Place



7<sup>th</sup> Place

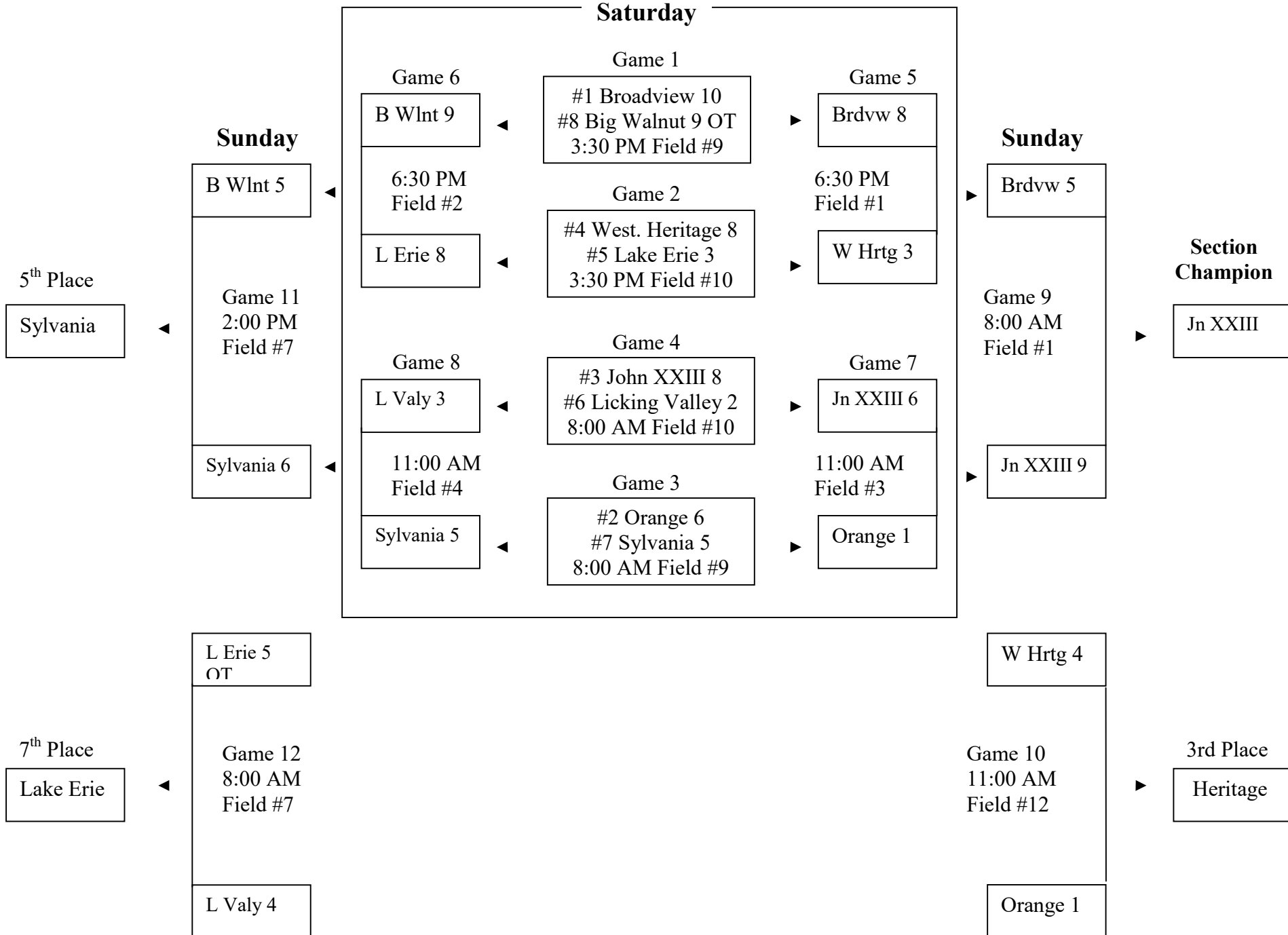


3rd Place



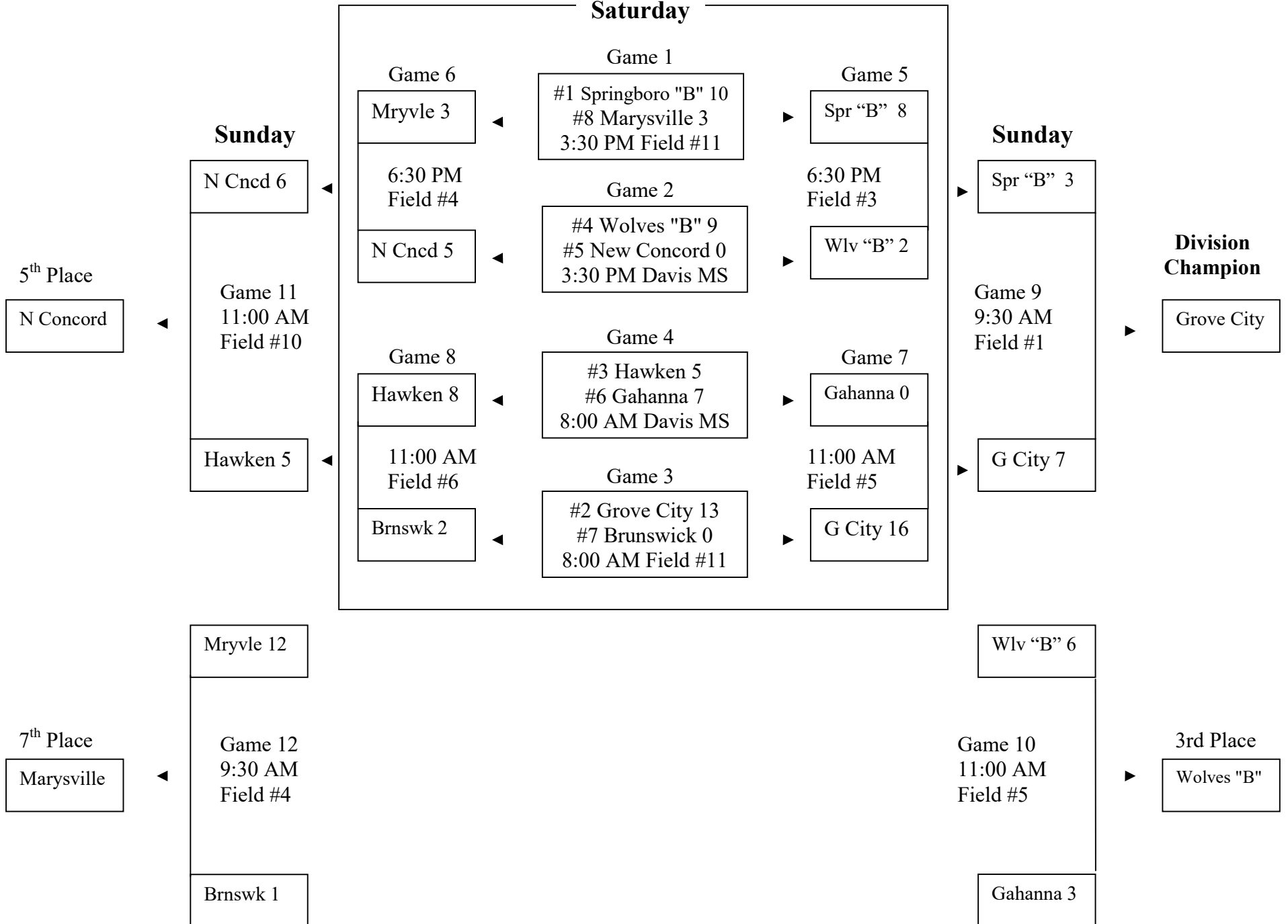
# Division V – Blue Section

## Saturday



# Division VI

## Saturday



# Division Championships

