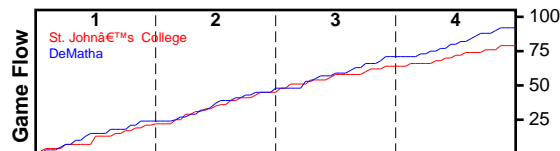


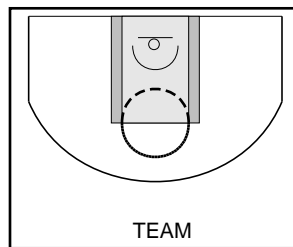
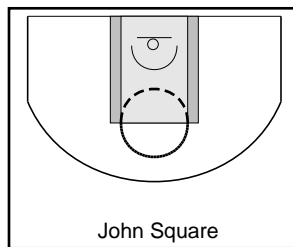
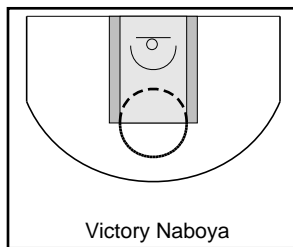
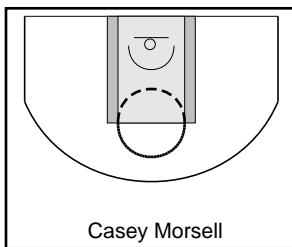
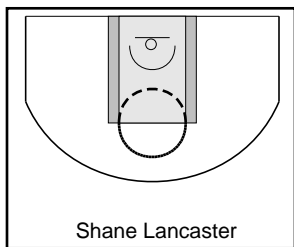
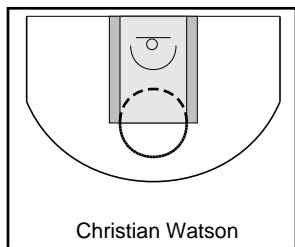
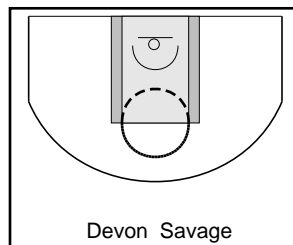
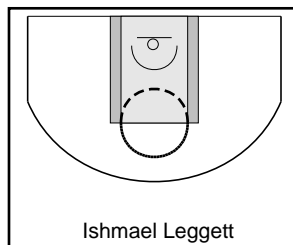
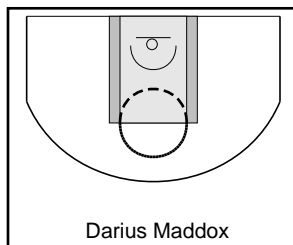
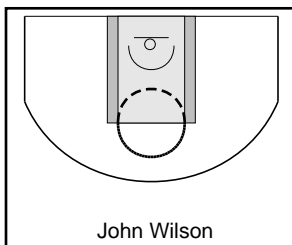
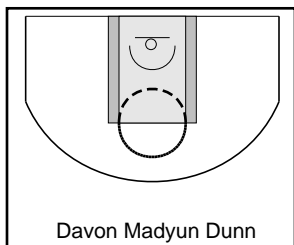
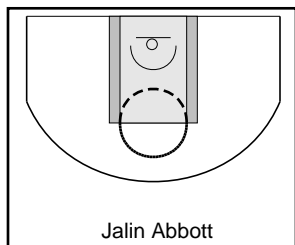
St. John's College

ACIT Game #7

	1	2	3	4	T
St. John's College	24	19	15	79	
DeMatha	24	21	26	21	92



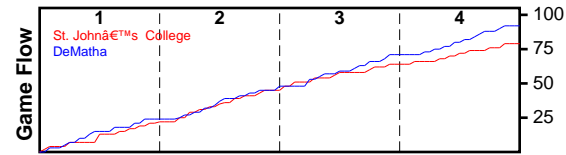
#	Name	G	MIN	PTS	FGM	FGA	FG%	2PM	2PA	2P%	3PM	3PA	3P%	FTM	FTA	FT%	OREB	DREB	REB	AST	STL	DFL	BLK	TO	PF	PM	CHG	A/T	GmSc
0	Jalin Abbott	1	11	5	1	2	0.500	-	-	-	1	2	0.500	2	2	1.000	-	-	0	1	-	-	-	-	1	-5	-	-	4.3
2	Davon Madyun Dunn	1	10	2	1	2	0.500	1	1	1.000	-	1	0.000	-	-	-	-	-	0	-	-	-	-	-	-	-1	-	-	1.0
3	John Wilson	1	24	4	1	5	0.200	1	4	0.250	-	1	0.000	2	2	1.000	-	1	1	3	-	-	-	1	4	-11	-	3.0	0.7
4	Darius Maddox	1	28	18	6	12	0.500	4	7	0.571	2	5	0.400	4	4	1.000	1	-	1	2	-	-	1	1	1	-15	-	2.0	13.4
5	Ishmael Leggett	1	26	17	5	12	0.417	2	7	0.286	3	5	0.600	4	5	0.800	1	2	3	2	-	-	1	3	3	-6	-	0.7	9.4
10	Devon Savage	1	7	2	1	2	0.500	1	1	1.000	-	1	0.000	-	-	-	1	1	2	-	-	-	-	-	1	-	-	-	1.6
11	Christian Watson	-	-	0	0	0	-	-	-	-	-	-	-	-	-	-	-	-	0	-	-	-	-	-	-	-	-	-	-
12	Shane Lancaster	-	-	0	0	0	-	-	-	-	-	-	-	-	-	-	-	-	0	-	-	-	-	-	-	-	-	-	-
14	Casey Morsell	1	32	22	7	13	0.538	5	6	0.833	2	7	0.286	6	7	0.857	-	5	5	5	3	-	-	1	3	-13	-	5.0	21.1
21	Victory Naboya	1	15	2	1	3	0.333	1	2	0.500	-	1	0.000	-	-	-	1	3	4	1	1	-	-	-	2	-9	-	-	2.8
32	John Square	1	9	7	3	3	1.000	2	2	1.000	1	1	1.000	-	-	-	-	-	0	-	-	-	-	-	4	-3	-	-	4.5
	TEAM	1	-	0	0	0	-	-	-	-	-	-	-	-	-	-	-	2	2	-	-	-	-	-	1	-	-	-	0.2
	TOTALS	1	32	79	26	54	0.481	17	30	0.567	9	24	0.375	18	20	0.900	4	14	18	14	4	-	2	6	20	-13	-	2.3	59.0



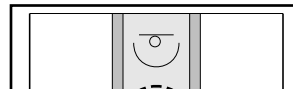
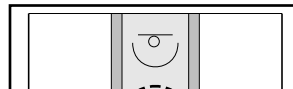
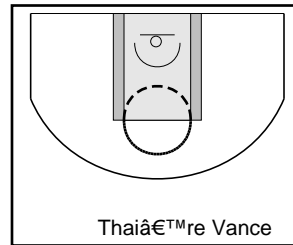
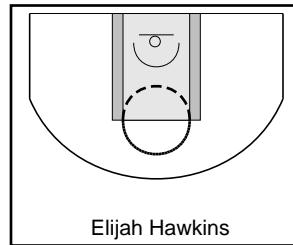
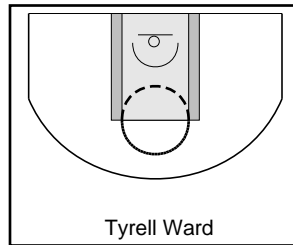
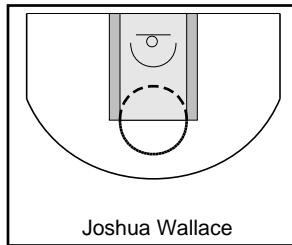
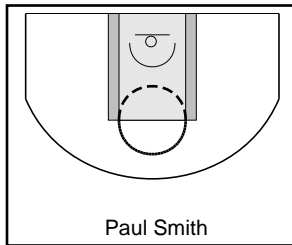
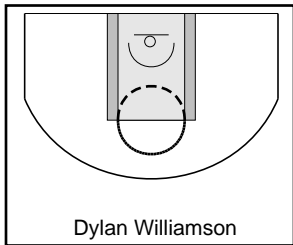
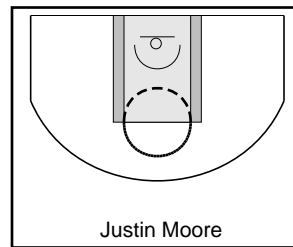
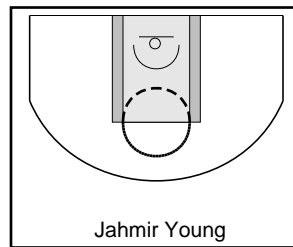
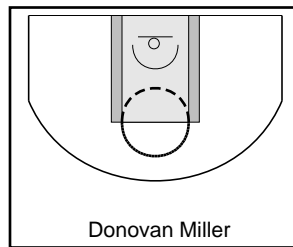
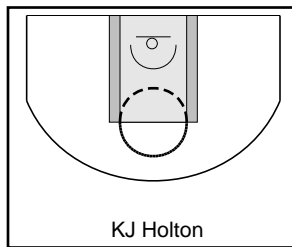
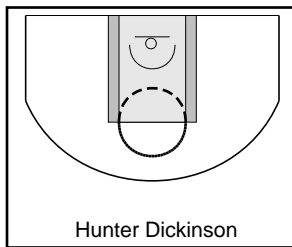
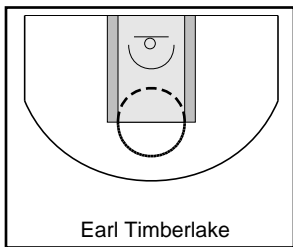
DeMatha

ACIT Game #7

	1	2	3	4	T
St. John's College	24	24	19	15	79
DeMatha	24	21	26	21	92



#	Name	G	MIN	PTS	FGM	FGA	FG%	2PM	2PA	2P%	3PM	3PA	3P%	FTM	FTA	FT%	OREB	DREB	REB	AST	STL	DFL	BLK	TO	PF	PM	CHG	A/T	GmSc
0	Earl Timberlake	1	28	15	3	6	0.500	2	3	0.667	1	3	0.333	8	8	1.000	-	5	5	7	-	-	-	1	-	16	-	7.0	17.4
1	Hunter Dickinson	1	25	23	9	11	0.818	8	10	0.800	1	1	1.000	4	4	1.000	2	4	6	4	-	-	1	1	3	15	-	4.0	22.8
2	KJ Holton	1	6	2	0	0	-	-	-	-	-	-	-	2	2	1.000	-	1	1	-	-	-	-	1	-	-2	-	0.0	1.3
3	Donovan Miller	1	3	0	0	0	-	-	-	-	-	-	-	-	2	0.000	-	1	1	-	-	-	-	1	-2	-	-	-0.9	
4	Jahmir Young	1	29	14	4	7	0.571	3	6	0.500	1	1	1.000	5	8	0.625	-	4	4	2	2	-	-	1	1	14	-	2.0	12.7
5	Justin Moore	1	30	32	11	15	0.733	5	8	0.625	6	7	0.857	4	4	1.000	-	2	2	1	2	-	-	3	3	12	-	0.3	25.0
10	Dylan Williamson	-	-	0	0	0	-	-	-	-	-	-	-	-	-	-	-	-	0	-	-	-	-	-	-	-	-	-	-
11	Paul Smith	1	5	2	1	1	1.000	1	1	1.000	-	-	-	-	-	-	1	1	2	-	-	-	1	-	2	-4	-	2.6	
12	Joshua Wallace	-	-	0	0	0	-	-	-	-	-	-	-	-	-	-	-	-	0	-	-	-	-	-	-	-	-	-	-
15	Tyrell Ward	1	7	2	1	2	0.500	1	2	0.500	-	-	-	-	-	-	-	1	1	1	-	-	1	1	1	6	-	1.0	1.3
20	Elijah Hawkins	1	3	0	0	0	-	-	-	-	-	-	-	-	-	-	-	-	0	-	-	-	-	-	1	1	-	-	-0.4
21	Thaïre Vance	1	1	0	0	0	-	-	-	-	-	-	-	-	-	-	-	-	0	-	-	-	1	-	-	-	-	0.7	
22	Nick Mulvey	-	-	0	0	0	-	-	-	-	-	-	-	-	-	-	-	-	0	-	-	-	-	-	-	-	-	-	-
23	Carsten Kogelnik	1	23	2	1	4	0.250	1	2	0.500	-	2	0.000	-	-	-	-	2	2	1	-	-	-	-	2	7	-	-	0.1
24	Anthony Perry	-	-	0	0	0	-	-	-	-	-	-	-	-	-	-	-	-	0	-	-	-	-	-	-	-	-	-	-
32	Steve Settle	1	5	0	0	1	0.000	-	-	-	-	1	0.000	-	-	-	-	-	0	-	-	-	-	-	-	3	-	-	-0.7
33	Jerrell Roberson	-	-	0	0	0	-	-	-	-	-	-	-	-	-	-	-	-	0	-	-	-	-	-	-	-	-	-	-
34	Bobby Hill Jr	-	-	0	0	0	-	-	-	-	-	-	-	-	-	-	-	-	0	-	-	-	-	-	-	-	-	-	-
42	Joshua Walker	-	-	0	0	0	-	-	-	-	-	-	-	-	-	-	-	-	0	-	-	-	-	-	-	-	-	-	-
44	Will Reynolds	-	-	0	0	0	-	-	-	-	-	-	-	-	-	-	-	-	0	-	-	-	-	-	-	-	-	-	-
	TEAM	1	-	0	0	0	-	-	-	-	-	-	-	-	-	-	1	2	3	-	-	-	-	-	-	-	-	-	1.3
	TOTALS	1	32	92	30	47	0.638	21	32	0.656	9	15	0.600	23	28	0.821	4	23	27	16	4	-	4	8	14	13	-	2.0	83.2



Game Summary Comparison

Statistic	St. John's College	DeMatha
Points	79	92
<i>Field Goals</i>	26 / 54	30 / 47
<i>2 Point</i>	17 / 30	21 / 32
<i>3 Point</i>	9 / 24	9 / 15
<i>Free Throws</i>	18 / 20	23 / 28
Assists	14	16
Rebounds	18	27
<i>Offensive</i>	4	4
<i>Defensive</i>	14	23
Blocks	2	4
Steals	4	4
Deflections	-	-
Turnovers	6	8
Charges Taken	-	-
Personal Fouls	20	14
Technical Fouls	1	-

St. John's College



DeMatha



St. John's College Turnovers

Period	Clock	Player	Turnover Type
1st Period	5:26	#5 Ishmael Leggett	Other
2nd Period	4:10	#5 Ishmael Leggett	Other
3rd Period	2:39	#4 Darius Maddox	Other
3rd Period	1:32	#3 John Wilson	Other
4th Period	7:37	#5 Ishmael Leggett	Other
4th Period	2:44	#14 Casey Morsell	Other

St. John's College Fouls

Period	Clock	Player	Foul
1st Period	7:15	#3 John Wilson	Blocking (Def)
1st Period	6:33	#32 John Square	Reaching in (Def)
1st Period	5:16	#32 John Square	Tripping (Def)
1st Period	5:16	The team	Other (Tech)
1st Period	2:48	#0 Jalin Abbott	Holding (Def)
1st Period	0:53	#10 Devon Savage	Tripping (Def)
2nd Period	6:25	#5 Ishmael Leggett	Reaching in (Def)
2nd Period	5:39	#14 Casey Morsell	Tripping (Def)
2nd Period	2:24	#3 John Wilson	Blocking (Def)
2nd Period	0:27	#4 Darius Maddox	Blocking (Def)
3rd Period	7:44	#5 Ishmael Leggett	Blocking (Def)
3rd Period	5:45	#5 Ishmael Leggett	Reaching in (Def)
3rd Period	5:10	#3 John Wilson	Blocking (Def)
3rd Period	2:35	#14 Casey Morsell	Reaching in (Def)
3rd Period	1:13	#21 Victory Naboya	Reaching in (Def)
4th Period	6:24	#32 John Square	Reaching in (Def)
4th Period	6:11	#32 John Square	Blocking (Def)
4th Period	4:55	#21 Victory Naboya	Pushing (Def)
4th Period	3:28	#3 John Wilson	Tripping (Def)
4th Period	0:50	#14 Casey Morsell	Reaching in (Def)

DeMatha Turnovers

Period	Clock	Player	Turnover Type
1st Period	3:49	#0 Earl Timberlake	Other
1st Period	2:12	#5 Justin Moore	Other
2nd Period	7:19	#1 Hunter Dickinson	Other
2nd Period	4:10	#15 Tyrell Ward	Other
3rd Period	6:59	#5 Justin Moore	Other
3rd Period	5:30	#5 Justin Moore	Other
4th Period	7:27	#2 KJ Holton	Other
4th Period	4:41	#4 Jahmir Young	Other

DeMatha Fouls

Period	Clock	Player	Foul
1st Period	5:16	#1 Hunter Dickinson	Holding (Def)
1st Period	1:42	#11 Paul Smith	Blocking (Def)
1st Period	0:34	#11 Paul Smith	Blocking (Def)
2nd Period	7:41	#4 Jahmir Young	Reaching in (Def)
2nd Period	5:49	#20 Elijah Hawkins	Reaching in (Def)
2nd Period	3:55	#5 Justin Moore	Reaching in (Def)
2nd Period	3:31	#1 Hunter Dickinson	Holding (Def)
2nd Period	1:03	#3 Donovan Miller	Blocking (Def)
2nd Period	0:45	#5 Justin Moore	Blocking (Def)
3rd Period	3:28	#5 Justin Moore	Reaching in (Def)
3rd Period	3:15	#1 Hunter Dickinson	Pushing (Def)
3rd Period	1:58	#15 Tyrell Ward	Blocking (Def)
4th Period	1:47	#23 Carsten Kogelnik	Reaching in (Def)
4th Period	0:59	#23 Carsten Kogelnik	Pushing (Def)