

SportsEngine Accounts

This document is available on the home page & the Dugout Club page of www.cherokeebaseball.org. You can click through the links and watch the video by opening the document.

You may not have the "household" option on your son's account, but you can still link your accounts by accessing the "link accounts" section at the bottom of the profile section.

<http://help.sportsengine.com/customer/en/portal/articles/2113615-linking-multiple-accounts-to-receive-the-same-messages>

Home › **Team Management** › Linking Multiple Accounts to Receive The...

Linking Multiple Accounts to Receive The Same Messages

LAST UPDATED: AUG 25, 2016 09:24AM CDT

Click [here](#) for a video about linking SportsEngine Accounts.

You may want more than one person to receive the same messages sent from a player's team. You can do this by linking another SportsEngine account to the athlete's profile. By doing so, the linked account will receive a copy of all messages sent to the athlete. This would be helpful if a parent has a separate SportsEngine account from their child and would like to receive all messages sent to the child. Also, this would be helpful in situations where parents are in different households and both need to receive the same communications.

To Enable the Linked Account To Receive the Same Text Messages

If you want the linked SportsEngine account to also receive the text notifications, they will need to **become a member of team site** and **opt in to receive text messages** in their profile settings.

<http://help.sportsengine.com/customer/en/portal/articles/830921-how-do-i-change-or-add-an-email-to-my-account->

Adding Additional Contacts to Receive Team Messages

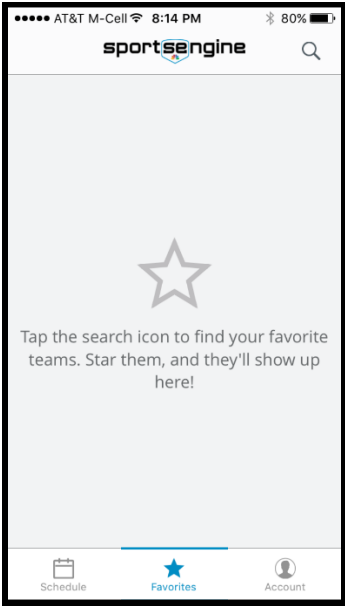
Note: To add a **non-member's email address** to your profile so they receive emails from the team, **click here**. (<http://help.sportsengine.com/customer/portal/articles/2252569-adding-additional-contacts-and-non-members-to-your-profile>)

As a parent, you often need to be able to widen your circle of who needs to keep up to date with your player's schedule. You may need to add non-members such as grandparents, babysitters, neighbors, etc. to your contact list so they too can keep up to date with the team schedule. You can add their email address to your child's sub-profile so they will receive the same email messages that you do.

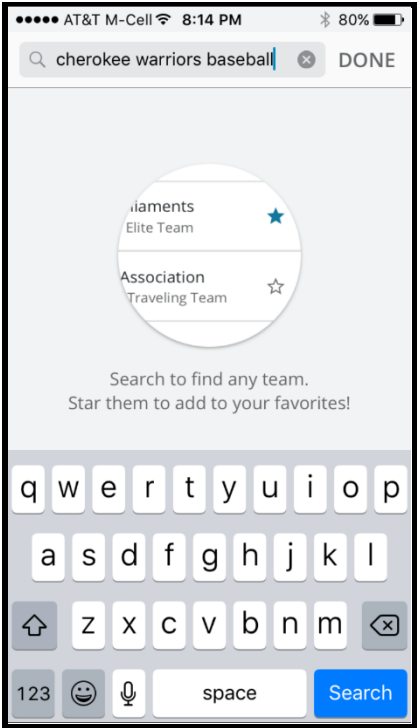
Download the SportsEngine App to your mobile device.

This is the easiest way to access team schedules.

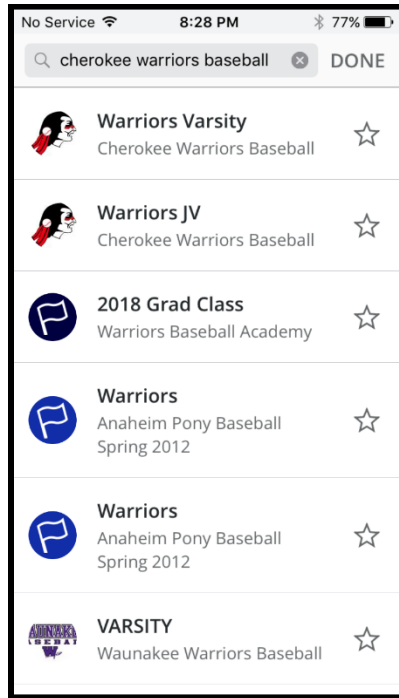
1. Download and then login into the Sports Engine App and Select Favorites



2. Type "Cherokee Warriors Baseball" into the Search Bar.



3. Select either the “Warriors Varsity” or “Warriors JV” team from the teams listed. You can add both to your favorites as well.



4. You now have access the roster, schedule, etc for our teams via the SportsEngine App.

