



# Emergency Seizure Treatment Step-by-Step

## Step 1. Confirm seizure

### Signs and Symptoms

When I am having a seizure, I might display some of the following signs or symptoms:

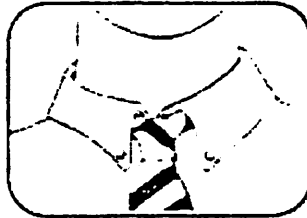
- Convulsions       Stiffening  
 Unconsciousness       Staring  
 Involuntary rhythmic movements  
 Other: \_\_\_\_\_  
 \_\_\_\_\_  
 \_\_\_\_\_

## Step 2. Provide basic first aid

To ensure my safety, here are some steps to follow:



1. Cushion head, remove glasses.




2. Loosen tight clothing.




3. Turn on side and keep airway clear.



4. Note the time a seizure starts and the length of time it lasts.



5. Don't put anything in mouth.



6. Don't hold down.

7. As seizure ends...offer help.

## Step 3. Treatment options

Please record important information on the seizure log cards on the next page.

If I don't regain consciousness within \_\_\_\_\_ minutes, please:

Call 911

- Once 911 is called, please call my emergency contacts below
- If this box is checked, advise EMTs that I have a VNS magnet.

OR

Administer DIASTAT  $\text{\textcircled{R}}$  AcuDia<sup>TM</sup> (diazepam rectal gel)

- For seizures that last more than \_\_\_\_\_ minutes OR for \_\_\_\_\_ or more seizures in \_\_\_\_\_ hours
- My DIASTAT  $\text{\textcircled{R}}$  AcuDia<sup>TM</sup> is kept: \_\_\_\_\_  
\_\_\_\_\_

Call 911 if

- I do not start waking up within \_\_\_\_\_ minutes after seizure is over (after giving DIASTAT  $\text{\textcircled{R}}$  AcuDia<sup>TM</sup>)
- Seizure does not stop within \_\_\_\_\_ minutes of giving DIASTAT  $\text{\textcircled{R}}$  AcuDia<sup>TM</sup>

## Step 4. Notification

Call the following people if:

- I go to the Emergency Room  
 You are concerned about my response  
 DIASTAT  $\text{\textcircled{R}}$  AcuDia<sup>TM</sup> is administered  
 Other: \_\_\_\_\_  
 \_\_\_\_\_

### Emergency Contacts

Name: \_\_\_\_\_  
Phone: (\_\_\_\_) \_\_\_\_\_