

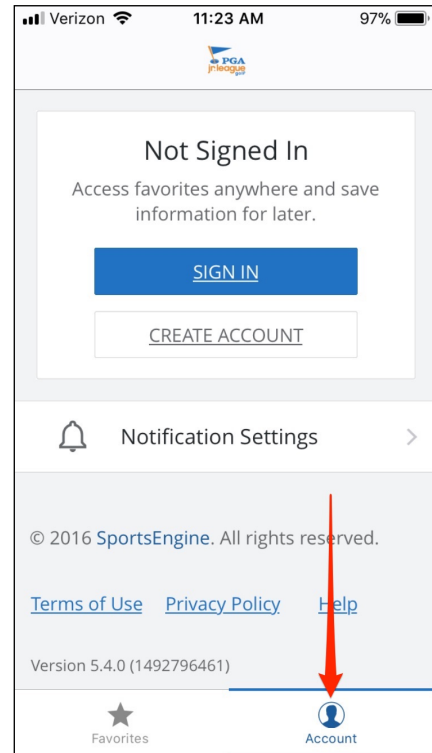
How do I view messages?

Once your captain has sent out a message to your player or your player's team, you can view the message through the PGA Jr. League mobile app or via email. 1/22/2018



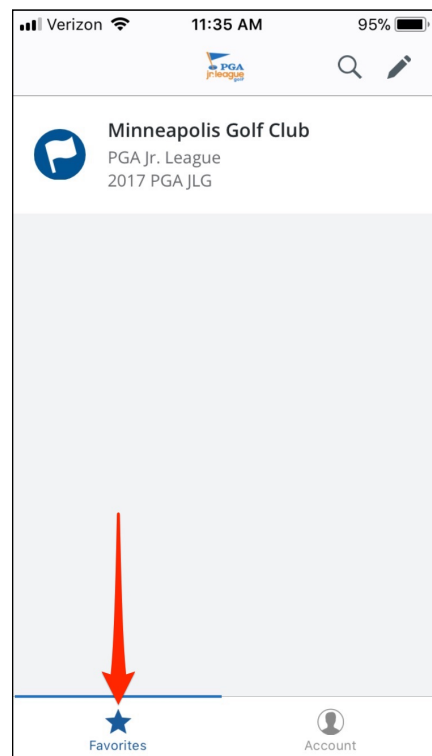
- **Step 1: Login to your SportsEngine account in the PGA Jr. League mobile app**

- » Open the app and tap the 'Account' icon in the bottom right corner. Tap 'Sign In' and enter your account credentials.

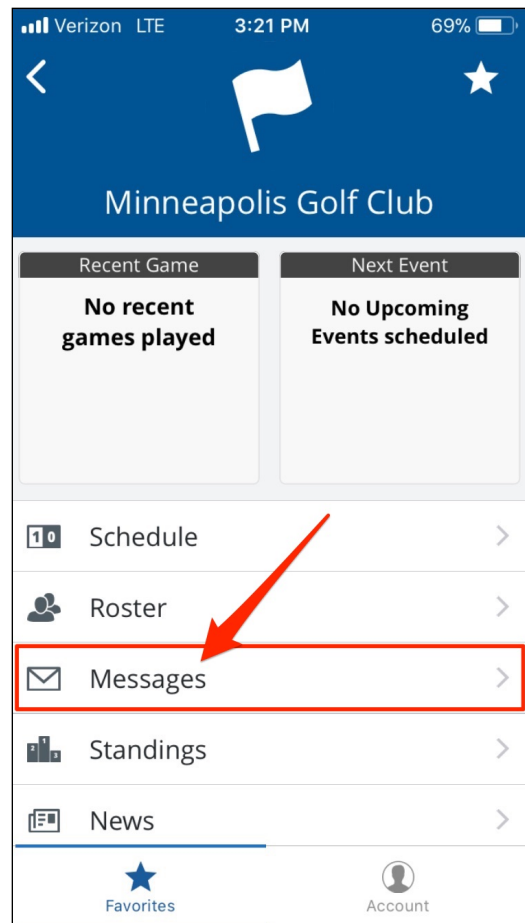


- **Step 2: Select your team from the 'Favorites' menu**

- » Tap the 'Favorites' icon at the bottom left
- » Select the team you want to view messages from



- **Step 3: View the message**
 - » Tap on 'Messages' from the team menu
 - » Messages sent to your players will appear in the 'Inbox'



Note: A copy of messages will be sent to the email address that was used to register your player. The sender of the emails will be 'SportsEngine'.