

Uploading your documents to the IFC Got Soccer Tournament Site.

- 1) Save all of your documents as PDF files with your club and team name in the file name along with the document name. E.g. IllinoisFC-U12Boys-medicalrelease.pdf
GOT SOCCER only allows users to upload PDF files so you need to convert them.
All computers can print a file to a PDF and all productivity applications can save as PDFs
You need to Provide:
 - a. Your official, stamped state association Roster
 - b. IYSA Tournament Roster for this specific event
 - c. IYSA Medical Release Form for each player
 - d. Coaches concussion and background check form.
 - e. ALL Player Cards (one laminated pass for each player WITH PHOTO)
 - f. Permit to Travel (out-of-state teams only, from your state association)
 - g. Guest player forms (only if using guest players from a different club – limit of 4 per team)
 - h. Non USYSA teams MUST fill out form NT, and provide all documentation**CURRENT FORMS AVAILABLE FROM TOURNAMENT REGISTRATION PAGE**


NOTE: YOU WILL RECEIVE AN EMAIL FROM US WHEN YOUR PREGISTRATION HAS BEEN APPROVED. Just uploading your files does not mean you are fully registered.

- 2) Login to GotSoccer.com using your team login
- 3) Click on our IFC tournament from your overview page


Boys U9 TEST TEAM - Event Registration History

Registration Status Event Name [Apply Filters](#)

Items 1 - 1 of 1

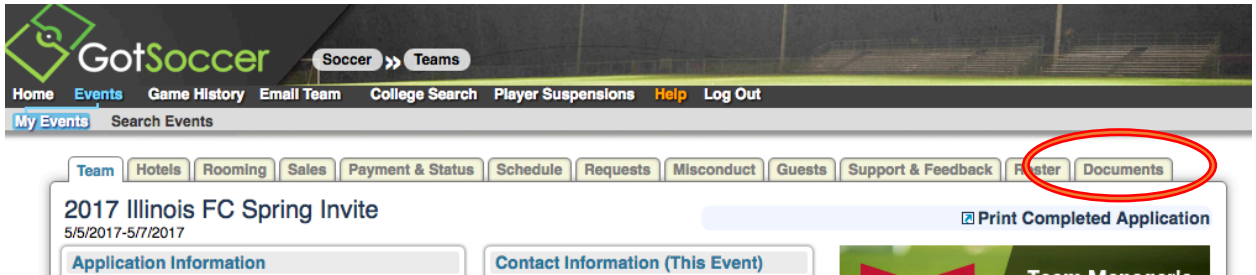
Name/Date	Type	Status	Applied	Accepted	Paid	Roster	Schedule	eTravel	Support
 2017 Illinois FC Spring Invite 5/5/2017 - 5/7/2017	Tournament	Applied	10/12/2016	No	No	Default	TBA	Request	Request

Items 1 - 1 of 1

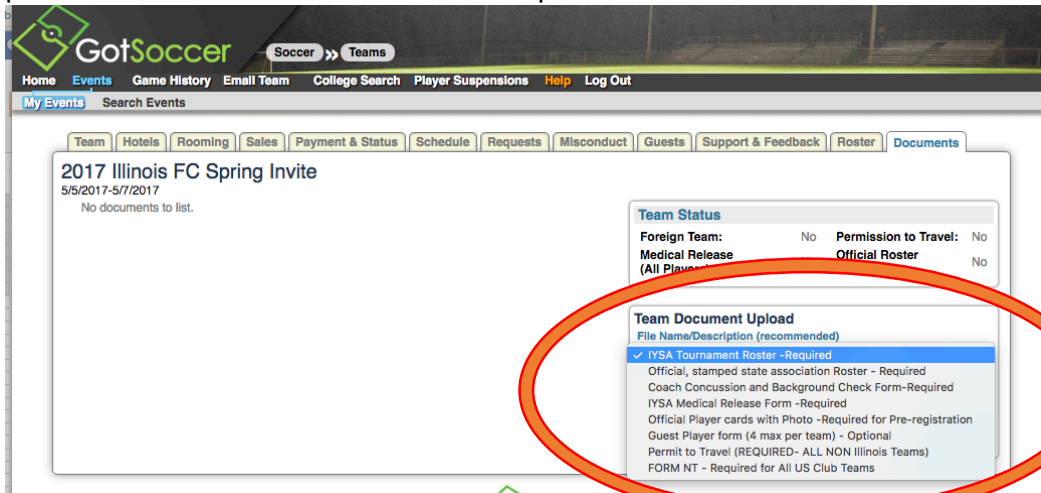
Powered by  GotSoccer

[Contact](#) [Privacy Statement](#)

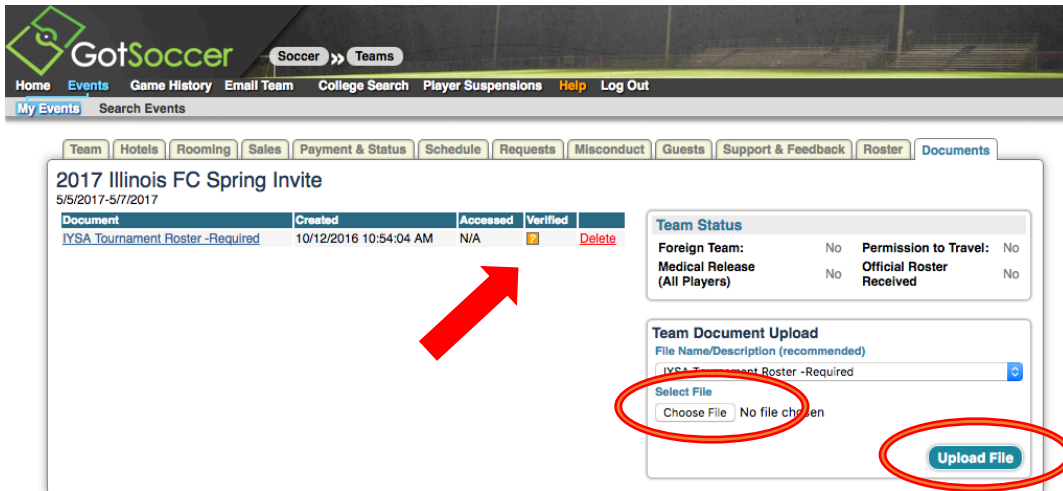
- 4) Click the Documents Tab



- 5) Upload your files by selecting the category of the document you are uploading from the pull down menu in the team document upload menu



- 6) Then click the choose button to select the file from your computer, and then the upload button to send it to our server.



If the file uploaded correctly, you will see it appear to the left of the team document upload window. NOTE – IT WILL HAVE A [?] BY VERIFIED UNTIL WE HAVE APPROVED IT

7) Repeat steps 5-7 until you have uploaded all of your documents. Please only upload one document per category to speed our approval process

8) When each of your documents have been approved, you will see the [?] turn to a green checkmark. You will not be preregistered until you have uploaded a complete set of approved documents.

The screenshot shows the GotSoccer website interface. At the top, there is a navigation bar with the GotSoccer logo and links for Soccer and Teams. Below this is a secondary navigation bar with links for Home, Events, Game History, Email Team, College Search, Player Suspensions, Help, and Log Out. A third navigation bar includes My Events and Search Events. The main content area features a series of tabs: Team, Hotels, Rooming, Sales, Payment & Status, Schedule, Requests, Misconduct, Guests, Support & Feedback, Roster, and Documents. The Documents tab is active, displaying the details for a '2017 Illinois FC Spring Invite' event (5/5/2017-5/7/2017). A table lists documents with columns for Document, Created, Accessed, and Verified. A document titled 'IYSA Tournament Roster -Required' is listed with a creation date of 10/12/2016 10:54:04 AM, an accessed status of N/A, and a verified status indicated by a green checkmark. A large green arrow points to this checkmark. To the right of the table are two panels: 'Team Status' and 'Team Document Upload'. The Team Status panel shows 'Foreign Team: No', 'Medical Release (All Players): No', 'Permission to Travel: No', and 'Official Roster Received: No'. The Team Document Upload panel shows the selected file 'IYSA Tournament Roster -Required' and an 'Upload File' button.

Document	Created	Accessed	Verified
IYSA Tournament Roster -Required	10/12/2016 10:54:04 AM	N/A	<input checked="" type="checkbox"/>

Team Status

Foreign Team:	No	Permission to Travel:	No
Medical Release (All Players)	No	Official Roster Received	No

Team Document Upload

File Name/Description (recommended)

IYSA Tournament Roster -Required

Select File

Choose File No file chosen

Upload File