

Kids Comp

Cuyuna 6.000 Miles

Kids Comp All

6/28/2015 09:00 AM

Race started at 9:17:21

Pos	No.	Name	Class	Laps	Total Tm	Diff	Best Tm
<b>Kids Comp 11to12 Men</b>							
1	5040	Cooper Camp	Kids Comp 11to12 Men	1	10:24.140		<b>10:24.140</b>
2	5176	Brady Johnston	Kids Comp 11to12 Men	1	11:51.793	1:27.653	11:51.793
3	5031	Trace Krattley	Kids Comp 11to12 Men	1	13:00.661	2:36.521	13:00.661
4	5158	Brett Carlson	Kids Comp 11to12 Men	1	13:22.350	2:58.210	13:22.350
5	5033	Dylan McDonald	Kids Comp 11to12 Men	1	13:29.130	3:04.990	13:29.130
6	5016	Hunter Mohs	Kids Comp 11to12 Men	1	13:34.377	3:10.237	13:34.377
7	5047	Bennett Karjala	Kids Comp 11to12 Men	1	16:39.261	6:15.121	16:39.261
8	5019	Jackson Voss	Kids Comp 11to12 Men	1	16:58.760	6:34.620	16:58.760
<b>Kids Comp 13to14 Men</b>							
1	5022	Tyler McDougall	Kids Comp 13to14 Men	1	11:30.710		11:30.710
2	5044	Vince Knutson	Kids Comp 13to14 Men	1	16:20.017	4:49.307	16:20.017
<b>Kids Comp 13to14 Women</b>							
1	5155	Meryl Sudeith	Kids Comp 13to14 Women	1	13:00.558		13:00.558
2	5183	Tavsha Lange	Kids Comp 13to14 Women	1	14:28.033	1:27.475	14:28.033
<b>Kids Comp 8 Under Men</b>							
1	5215	Harrison Schacht	Kids Comp 8 Under Men	1	16:51.644		16:51.644
2	5156	Atticus Harding	Kids Comp 8 Under Men	1	16:54.171	2.527	16:54.171
3	5003	Marcus Olson	Kids Comp 8 Under Men	1	17:50.743	59.099	17:50.743
4	5012	Ethan Swenka	Kids Comp 8 Under Men	1	19:00.943	2:09.299	19:00.943
5	5015	Mason Mohs	Kids Comp 8 Under Men	1	19:01.409	2:09.765	19:01.409
6	5011	Jack Swenka	Kids Comp 8 Under Men	1	30:20.447	13:28.803	30:20.447
<b>Kids Comp 9to10 Men</b>							
1	5200	Wyatt Peterson	Kids Comp 9to10 Men	1	11:30.688		11:30.688
2	5153	Jonathan Thompson	Kids Comp 9to10 Men	1	12:08.904	38.216	12:08.904
3	5035	Owen Funke	Kids Comp 9to10 Men	1	12:58.925	1:28.237	12:58.925
4	5185	Dylan Peterson	Kids Comp 9to10 Men	1	12:59.751	1:29.063	12:59.751
5	5023	Jonas Roach	Kids Comp 9to10 Men	1	13:23.336	1:52.648	13:23.336
6	5157	Owen Harding	Kids Comp 9to10 Men	1	13:31.478	2:00.790	13:31.478
7	5002	Jacob Olson	Kids Comp 9to10 Men	1	14:20.575	2:49.887	14:20.575
8	5018	Matthew Voss	Kids Comp 9to10 Men	1	15:22.138	3:51.450	15:22.138
9	5184	Cooper Kuzel	Kids Comp 9to10 Men	1	15:22.211	3:51.523	15:22.211
10	5017	Colten LaJoie	Kids Comp 9to10 Men	1	15:55.341	4:24.653	15:55.341
11	5008	Connor McKinley	Kids Comp 9to10 Men	1	16:50.299	5:19.611	16:50.299
12	5177	Carter Schildgen	Kids Comp 9to10 Men	1	17:57.132	6:26.444	17:57.132
13	5179	Owen Rogholt	Kids Comp 9to10 Men	1	19:05.763	7:35.075	19:05.763

Margin of Victory	Avg. Speed	Best Lap Tm	Best Spd	Best Lap by
1:06.548	34.608	10:24.140	34.608	5040 - Cooper Camp

Quantum Race Promotions

Orbits 4

[www.amb-it.com](http://www.amb-it.com)

[www.mylaps.com](http://www.mylaps.com)

Licensed to: Quantum Race Promotions

Kids Comp

Cuyuna 6.000 Miles

Kids Comp All

6/28/2015 09:00 AM

Race started at 9:17:21

Pos	No.	Name	Class	Laps	Total Tm	Diff	Best Tm
14	5154	Dalton Mullin	Kids Comp 9to10 Men	1	21:35.626	10:04.938	21:35.626
<b>Kids Comp 9to10 Women</b>							
1	5014	Isabella Mazion	Kids Comp 9to10 Women	1	13:36.696		13:36.696
2	5021	Halyn McDougall	Kids Comp 9to10 Women	1	17:03.486	3:26.790	17:03.486
3	5004	Ellie Hale	Kids Comp 9to10 Women	1	17:52.034	4:15.338	17:52.034
4	5186	Selah Scherman	Kids Comp 9to10 Women	1	18:05.193	4:28.497	18:05.193

Margin of Victory	Avg. Speed	Best Lap Tm	Best Spd	Best Lap by
1:06.548	34.608	10:24.140	34.608	5040 - Cooper Camp

Citizen

Cuyuna 6.000 Miles

Citizen Under 29

6/28/2015 09:32 AM

Race started at 10:02:37

Pos	No.	Name	Class	Laps	Total Tm	Diff	Best Tm
1	4329			1	40:40.585		40:40.585
Citizen 12 Under Men							
1	4062	Stas Bednarski	Citizen 12 Under Men	1	32:52.467		32:52.467
2	4031	Leo Bergner	Citizen 12 Under Men	1	32:52.743	0.276	32:52.743
3	4061	Andrew Shuros	Citizen 12 Under Men	1	33:46.550	54.083	33:46.550
4	4030	Max Bergner	Citizen 12 Under Men	1	33:48.112	55.645	33:48.112
5	4336	Gabe Gerhardt	Citizen 12 Under Men	1	35:01.825	2:09.358	35:01.825
6	4039	Evan Raiche	Citizen 12 Under Men	1	35:02.021	2:09.554	35:02.021
7	4055	Gabriel McDonald	Citizen 12 Under Men	1	35:12.887	2:20.420	35:12.887
8	4018	Liam McDonald	Citizen 12 Under Men	1	36:43.943	3:51.476	36:43.943
9	4298	Brennan Houlihan	Citizen 12 Under Men	1	37:10.344	4:17.877	37:10.344
10	4303	Nick Nierenhausen	Citizen 12 Under Men	1	42:30.685	9:38.218	42:30.685
11	4300	Samuel Schildgen	Citizen 12 Under Men	1	47:19.350	14:26.883	47:19.350
Citizen 13to14 Men							
1	4044	Henry Hall	Citizen 13to14 Men	1	32:36.652		32:36.652
2	4309	Austin Schroeder	Citizen 13to14 Men	1	33:46.899	1:10.247	33:46.899
3	4019	Connor McDonald	Citizen 13to14 Men	1	34:31.397	1:54.745	34:31.397
4	4025	Saxon Kucin	Citizen 13to14 Men	1	35:19.082	2:42.430	35:19.082
5	4065	Ryan Guse	Citizen 13to14 Men	1	35:36.209	2:59.557	35:36.209
6	4012	Doug Swenson	Citizen 13to14 Men	1	36:00.162	3:23.510	36:00.162
7	4023	Cole Johnson	Citizen 13to14 Men	1	40:04.150	7:27.498	40:04.150
8	4299	Israel Rydel	Citizen 13to14 Men	1	40:06.242	7:29.590	40:06.242
9	4301	Paul Stonge	Citizen 13to14 Men	1	42:28.835	9:52.183	42:28.835
10	4302	Peter Nierenhausen	Citizen 13to14 Men	1	42:29.199	9:52.547	42:29.199
Citizen 15to18 Men							
1	4034	Gabriel Steinmetz	Citizen 15to18 Men	1	34:20.888		34:20.888
2	4022	Jack Johnson	Citizen 15to18 Men	1	35:20.985	1:00.097	35:20.985
3	4006	Misha Meyer	Citizen 15to18 Men	1	40:08.871	5:47.983	40:08.871
Citizen 19to29 Men							
1	<b>4337</b>	<b>Kyle Lawler</b>	Citizen 19to29 Men	1	32:33.234		<b>32:33.234</b>
2	4297	Eric Knudtson	Citizen 19to29 Men	1	33:26.167	52.933	33:26.167
3	4314	Craig Knudtson	Citizen 19to29 Men	1	34:53.738	2:20.504	34:53.738

Margin of Victory	Avg. Speed	Best Lap Tm	Best Spd	Best Lap by
3.418	11.059	32:33.234	11.059	4337 - Kyle Lawler

Citizen

Cuyuna 6.000 Miles

Citizen 30+, Clydesdale

6/28/2015 09:30 AM

Race started at 10:00:03

Pos	No.	Name	Class	Laps	Total Tm	Diff	Best Tm
<b>Citizen 30to39 Men</b>							
1	4010	Mitchell Mohs	Citizen 30to39 Men	1	30:42.472		<b>30:39.438</b>
2	4026	Geoff Egerman	Citizen 30to39 Men	1	31:03.537	21.065	30:59.439
3	4017	Troy McDougall	Citizen 30to39 Men	1	33:33.227	2:50.755	33:29.255
4	4293	Colin Harding	Citizen 30to39 Men	1	34:51.473	4:09.001	34:43.696
5	4345	Duane Pomerleau	Citizen 30to39 Men	1	35:03.516	4:21.044	34:54.947
6	4342	Chris Schildgen	Citizen 30to39 Men	1	35:05.157	4:22.685	34:55.292
7	4077	Matthew Bower	Citizen 30to39 Men	1	35:28.503	4:46.031	35:19.192
8	4296	Joshua Worcester	Citizen 30to39 Men	1	36:00.659	5:18.187	35:54.198
9	4338	Mike Carpenter	Citizen 30to39 Men	1	40:50.079	10:07.607	40:44.431
<b>Citizen 40to49 Men</b>							
1	4328	Brian Schreder	Citizen 40to49 Men	1	33:33.726		33:26.340
2	4283	Robert Houlihan	Citizen 40to49 Men	1	34:55.417	1:21.691	34:48.181
3	4052	Brian Stanley	Citizen 40to49 Men	1	34:59.980	1:26.254	34:54.269
4	4037	Jamie Wujcik	Citizen 40to49 Men	1	35:32.917	1:59.191	35:28.444
5	4295	Neal Krisher	Citizen 40to49 Men	1	35:33.736	2:00.010	35:25.069
6	4326	Mike Roen	Citizen 40to49 Men	1	36:02.228	2:28.502	35:54.692
7	4316	Jeffrey Robinson	Citizen 40to49 Men	1	37:05.388	3:31.662	37:00.023
8	4344	Timothy Johnson	Citizen 40to49 Men	1	37:40.792	4:07.066	37:31.854
9	4341	Vern Lewis	Citizen 40to49 Men	1	40:05.573	6:31.847	39:56.951
10	4007	David McKinley	Citizen 40to49 Men	1	49:10.024	15:36.298	49:04.886
<b>Citizen 50to59 Men</b>							
1	4315	Ralph Maegi	Citizen 50to59 Men	1	35:12.070		35:04.260
2	4002	Tim Gallagher	Citizen 50to59 Men	1	36:08.496	56.426	36:02.752
3	4280	Steve Welle	Citizen 50to59 Men	1	45:37.861	10:25.791	45:31.130
<b>Citizen 60+ Men</b>							
1	4035	Timothy Walsh	Citizen 60+ Men	1	35:28.454		35:22.954
2	4294	Ron Christenson	Citizen 60+ Men	1	44:36.617	9:08.163	44:24.948
3	4327	Robert Christianson	Citizen 60+ Men	1	1:00:27.282	24:58.828	1:00:15.451
<b>Citizen Clydesdale Men</b>							
1	4307	Nick Medenwaldt	Citizen Clydesdale Men	1	35:12.871		35:06.797
2	4308	John Buhlmann	Citizen Clydesdale Men	1	45:49.184	10:36.313	45:42.387
3	4306	Jason Dols	Citizen Clydesdale Men	1	55:56.302	20:43.431	51:40.359
DNF	4011	Michael Voss	Citizen Clydesdale Men		4.723	DNF	

Margin of Victory	Avg. Speed	Best Lap Tm	Best Spd	Best Lap by
21.065	11.723	30:39.438	11.743	4010 - Mitchell Mohs

Citizen

Cuyuna 6.000 Miles

Citizen Women

6/28/2015 09:34 AM


Race started at 10:04:10

Pos	No.	Name	Class	Laps	Total Tm	Diff	Best Tm
Citizen 14 Under Women							
1	4067	Zoe Camp	Citizen 14 Under Women	1	34:25.290		<b>34:19.777</b>
2	4311	Courtney Johnson	Citizen 14 Under Women	1	35:48.134	1:22.844	35:42.262
3	4046	Sudie Hall	Citizen 14 Under Women	1	36:57.534	2:32.244	36:51.444
4	4009	Gabrielle Mazion	Citizen 14 Under Women	1	40:58.976	6:33.686	40:51.407
Citizen 30to39 Women							
1	4386	Lindsay Schacht	Citizen 30to39 Women	1	37:12.824		37:02.799
2	4284	Starr Phothirath	Citizen 30to39 Women	1	39:32.911	2:20.087	39:22.068
3	4038	Kelley Marty	Citizen 30to39 Women	1	40:58.070	3:45.246	40:49.467
4	4003	Heidi Olson	Citizen 30to39 Women	1	46:33.231	9:20.407	46:23.320
5	4340	Beth Schildgen	Citizen 30to39 Women	1	48:58.768	11:45.944	48:47.842
Citizen 40to49 Women							
1	4001	Mel'anie Lund	Citizen 40to49 Women	1	36:34.419		36:27.977
2	4045	Lisa Pugh	Citizen 40to49 Women	1	37:48.812	1:14.393	37:42.378
3	4020	Catherine McDonald	Citizen 40to49 Women	1	39:30.657	2:56.238	39:23.554
4	4325	Laura Funke	Citizen 40to49 Women	1	43:07.709	6:33.290	42:58.270
5	4075	Kimberly Olson	Citizen 40to49 Women	1	50:14.003	13:39.584	50:02.598

Margin of Victory	Avg. Speed	Best Lap Tm	Best Spd	Best Lap by
1:22.844	10.459	34:19.777	10.487	4067 - Zoe Camp

Citizen  
 High School and Beginner  
 Race started at 10:05:35

Cuyuna 6.000 Miles  
 6/28/2015 09:36 AM



Pos	No.	Name	Class	Laps	Total Tm	Diff	Best Tm
<b>Beginner Open</b>							
1	4372	Nick Reberg	Beginner Open	1	37:33.674		37:33.674
2	4343	Brett Fillipi	Beginner Open	1	43:32.465	5:58.791	43:32.465
3	4374	Erica Gadinski	Beginner Open	1	43:48.258	6:14.584	43:48.258
4	4373	Kim Beberg	Beginner Open	1	45:23.435	7:49.761	45:23.435
<b>High School</b>							
1	<b>4324</b>	<b>Gunnar Peterson</b>	High School	1	31:04.682		<b>31:04.682</b>
2	4329	Gracen Hardy	High School	1	37:42.380	6:37.698	37:42.380
3	4339	Brandon Riley	High School	1	46:23.293	15:18.611	46:23.293
4	4320	Will Roslansky	High School	1	47:01.812	15:57.130	47:01.812

Margin of Victory	Avg. Speed	Best Lap Tm	Best Spd	Best Lap by
6:28.992	11.584	31:04.682	11.584	4324 - Gunnar Peterson

Marathon

Cuyuna 6.000 Miles

All Marathon

6/28/2015 10:50 AM

Race started at 11:10:20

Pos	No.	Name	Class	Laps	Total Tm	Diff	Best Tm
<b>Marathon Men</b>							
1	3138	Parker Roenfan	Marathon Men	8	4:09:36.889		27:05.481
2	3010	Matthew Abel	Marathon Men	8	4:09:46.823	9.934	27:24.448
3	3208	Mat Moore	Marathon Men	8	4:17:05.204	7:28.315	27:25.806
4	3203	Jamison Beisswenger	Marathon Men	8	4:18:28.881	8:51.992	28:26.836
5	3194	Jake Boyce	Marathon Men	8	4:23:40.970	14:04.081	27:25.031
6	3126	James Horn	Marathon Men	8	4:26:13.171	16:36.282	29:27.984
7	3191	Bart Rodberg	Marathon Men	8	4:27:47.837	18:10.948	28:49.722
8	3201	Chris Rourke	Marathon Men	8	4:30:31.212	20:54.323	28:50.652
9	3034	Jason Stukel	Marathon Men	8	4:36:38.592	27:01.703	29:33.259
10	3198	Steve Pippin	Marathon Men	8	4:38:35.189	28:58.300	30:10.039
11	3037	Jason Scherman	Marathon Men	8	4:39:36.248	29:59.359	29:23.319
12	3036	Jeremie Van Ryswyk	Marathon Men	8	4:40:46.877	31:09.988	30:07.252
13	3195	Mike Schroden	Marathon Men	7	3:52:00.811	1 Lap	28:47.393
14	3140	Tim Werts	Marathon Men	7	3:55:44.747	1 Lap	28:26.728
15	3206	Josh Roeser	Marathon Men	7	3:55:48.180	1 Lap	28:48.113
16	3193	Max Severson	Marathon Men	7	4:01:23.356	1 Lap	29:19.397
17	3006	Thad Schulz	Marathon Men	7	4:09:18.585	1 Lap	29:24.903
18	3029	Samuel Berkland	Marathon Men	7	4:12:04.944	1 Lap	27:23.652
19	3204	Eric Guse	Marathon Men	7	4:19:18.851	1 Lap	31:47.207
20	3001	Mick Carlson	Marathon Men	7	4:24:44.783	1 Lap	31:50.526
21	3014	Jason Gerken	Marathon Men	7	4:26:29.306	1 Lap	32:50.992
22	3137	John Ohotto	Marathon Men	7	4:28:12.633	1 Lap	32:16.848
23	3019	Isaac Young	Marathon Men	6	3:42:36.861	2 Laps	29:22.548
24	3200	Charles Denis	Marathon Men	6	3:47:07.707	2 Laps	30:20.789
25	3136	Gregg Dold	Marathon Men	6	3:50:01.675	2 Laps	32:08.068
26	3035	Ted Clausen	Marathon Men	6	3:55:02.868	2 Laps	34:49.542
27	3135	Kent Karjala	Marathon Men	6	4:00:28.526	2 Laps	33:45.748
28	3044	Frank Stanton	Marathon Men	6	4:27:05.158	2 Laps	35:46.949
29	3199	Noah Middlestaedt	Marathon Men	5	3:08:44.014	3 Laps	30:09.728
30	3202	Cal Collins	Marathon Men	5	3:18:11.759	3 Laps	34:07.453
31	3139	Jeff Rogholt	Marathon Men	5	4:17:15.152	3 Laps	35:02.312
32	3030	Piotr Bednarski	Marathon Men	4	2:18:44.725	4 Laps	30:03.538
33	3207	Blake Nelson	Marathon Men	3	1:29:06.669	5 Laps	28:27.644
34	3013	Curt Schlough	Marathon Men	3	1:50:08.180	5 Laps	35:46.083

Marathon Women

1	3197	Kyia Anderson	Marathon Women	7	3:59:46.553		29:41.980
2	3021	Pamela Nielsen	Marathon Women	7	4:23:00.805	23:14.252	32:29.731
3	3196	Connie Sjoquist	Marathon Women	6	3:54:55.301	1 Lap	34:07.629

Margin of Victory	Avg. Speed	Best Lap Tm	Best Spd	Best Lap by
9.934	11.538	27:05.481	13.288	3138 - Parker Roenfan

Quantum Race Promotions

Orbits 4

www.amb-it.com

www.mylaps.com

Licensed to: Quantum Race Promotions

Marathon

Cuyuna 6.000 Miles

All Marathon

6/28/2015 10:50 AM

Race started at 11:10:20

Pos	No.	Name	Class	Laps	Total Tm	Diff	Best Tm
4	3002	Bev Carlson	Marathon Women	5	3:48:22.747	2 Laps	40:45.746
5	3003	Valerie Dosland	Marathon Women	4	3:51:52.420	3 Laps	45:01.323

Margin of Victory	Avg. Speed	Best Lap Tm	Best Spd	Best Lap by
9.934	11.538	27:05.481	13.288	3138 - Parker Roenfanz

Quantum Race Promotions

Orbits 4

[www.amb-it.com](http://www.amb-it.com)

[www.mylaps.com](http://www.mylaps.com)

Licensed to: Quantum Race Promotions

Sport Cuyuna 6.000 Miles  
 Sport Under 18, Clydesdale 6/28/2015 11:04 AM  
 Race started at 11:20:56

Pos	No.	Name	Class	Laps	Total Tm	Diff	Best Tm
<b>Sport 14 Under Men</b>							
1	2029	Calvin Sandberg	Sport 14 Under Men	3	1:33:22.716		30:13.053
<b>Sport 15to18 Men</b>							
1	2391	Jack Nierenhausen	Sport 15to18 Men	3	1:33:54.176		30:37.049
2	2395	Gabe Smith	Sport 15to18 Men	3	1:35:59.150	2:04.974	31:16.433
3	2449	Alex Bourgeault	Sport 15to18 Men	3	1:37:14.891	3:20.715	31:54.367
4	2450	Luke McDonell	Sport 15to18 Men	3	1:37:54.392	4:00.216	31:53.784
5	2436	Casey Porter	Sport 15to18 Men	3	1:40:05.219	6:11.043	32:30.114
6	2399	Nick Fillipi	Sport 15to18 Men	3	1:45:40.978	11:46.802	33:00.367
7	2456	Stephen Hatt	Sport 15to18 Men	3	2:14:08.422	40:14.246	30:20.380
8	2397	Landon McDermott	Sport 15to18 Men	2	2:05:09.036	1 Lap	43:35.929
9	2455	Noah Halloran	Sport 15to18 Men	2	2:13:51.080	1 Lap	33:13.212
<b>Sport Clydesdale</b>							
1	2032	Chad McDonald	Sport Clydesdale	3	1:40:49.251		32:33.554
2	2004	Todd Hale	Sport Clydesdale	3	1:42:57.369	2:08.118	32:55.458
3	2056	Chris Horsmann	Sport Clydesdale	3	1:54:59.368	14:10.117	36:29.316
4	2400	Corey Rahbain	Sport Clydesdale	3	2:00:11.028	19:21.777	35:25.703
5	2001	Gary Smith	Sport Clydesdale	3	2:28:03.615	47:14.364	33:31.162
DNF	2468	Warren Claflin	Sport Clydesdale		38:45.740	DNF	

Margin of Victory	Avg. Speed	Best Lap Tm	Best Spd	Best Lap by
31.460	11.566	30:13.053	11.914	2029 - Calvin Sandberg

Sport

Cuyuna 6.000 Miles

Sport 19 - 39

6/28/2015 11:00 AM

Race started at 11:14:40


Pos	No.	Name	Class	Laps	Total Tm	Diff	Best Tm
<b>Sport 19to29 Men</b>							
1	2474	Ryan Anderson	Sport 19to29 Men	3	1:30:33.029		29:36.838
2	2464	Taylor Pontius	Sport 19to29 Men	3	1:30:52.831	19.802	29:27.632
3	2459	AJ Lange	Sport 19to29 Men	3	1:37:07.741	6:34.712	31:32.530
4	2466	John Stokman	Sport 19to29 Men	3	1:37:58.748	7:25.719	31:52.435
5	2345	Andy Reberg	Sport 19to29 Men	3	1:38:19.970	7:46.941	31:56.489
6	2094	Mark Sullivan	Sport 19to29 Men	3	1:38:50.473	8:17.444	31:35.525
7	2467	Joseph Zbaracki	Sport 19to29 Men	3	1:40:19.027	9:45.998	31:55.406
8	2471	Sam Kern	Sport 19to29 Men	3	1:41:18.464	10:45.435	32:56.525
9	2349	Adam Stenson	Sport 19to29 Men	3	1:43:13.432	12:40.403	32:36.571
10	2114	Justin Munson	Sport 19to29 Men	3	1:44:29.996	13:56.967	30:22.312
11	2356	Kevin Cullen	Sport 19to29 Men	3	1:52:20.496	21:47.467	36:03.208
12	2453	Bryan Crum	Sport 19to29 Men	3	1:56:11.480	25:38.451	36:58.545
13	2454	Nico Parr	Sport 19to29 Men	3	2:32:50.784	1:02:17.755	44:07.818
14	2352	Josh Laumann	Sport 19to29 Men	2	1:18:29.562	1 Lap	37:45.385
15	2020	AJ Lange	Sport 19to29 Men				

**Sport 30to39 Men**

1	2008	Ryan Greening	Sport 30to39 Men	3	1:25:58.825		27:52.777
2	2462	Brett Wickens	Sport 30to39 Men	3	1:31:04.292	5:05.467	29:48.109
3	2070	Ben Ogren	Sport 30to39 Men	3	1:34:23.024	8:24.199	29:50.126
4	2408	Todd Dalberg	Sport 30to39 Men	3	1:35:43.777	9:44.952	31:42.970
5	2350	Ben Mullin	Sport 30to39 Men	3	1:37:09.670	11:10.845	31:47.765
6	2451	Brad Kuzel	Sport 30to39 Men	3	1:37:58.085	11:59.260	31:56.064
7	2457	Ian Johnson	Sport 30to39 Men	3	1:41:16.383	15:17.558	31:48.894
8	2030	Bennett Goiffon	Sport 30to39 Men	3	1:47:58.851	22:00.026	34:37.655
9	2473	Jake Johnson	Sport 30to39 Men	3	1:49:55.610	23:56.785	36:09.216
10	2024	Casey LaJoie	Sport 30to39 Men	3	1:51:49.646	25:50.821	28:49.313
11	2403	Griffin Moe	Sport 30to39 Men	3	1:53:05.144	27:06.319	35:16.541
12	2124	Aaron Domeier	Sport 30to39 Men	3	1:55:22.875	29:24.050	34:29.727
13	2355	Barrett Jesness	Sport 30to39 Men	3	2:05:28.161	39:29.336	38:58.898
14	2354	Alex Jesness	Sport 30to39 Men	3	2:32:12.014	1:06:13.189	43:29.432

Margin of Victory	Avg. Speed	Best Lap Tm	Best Spd	Best Lap by
4:34.204	12.561	27:52.777	12.913	2008 - Ryan Greening

Sport Cuyuna 6.000 Miles  
 Sport 40+ 6/28/2015 11:02 AM  
 Race started at 11:17:22




Pos	No.	Name	Class	Laps	Total Tm	Diff	Best Tm
<b>Sport 40to49 Men</b>							
1	2097	Al Shuros	Sport 40to49 Men	3	1:29:07.167		28:36.811
2	2043	Bill Schildgen	Sport 40to49 Men	3	1:31:20.605	2:13.438	30:08.107
3	2015	Todd Nesvold	Sport 40to49 Men	3	1:32:07.875	3:00.708	30:10.057
4	2461	Agustin Acevedo-Cruz	Sport 40to49 Men	3	1:33:04.924	3:57.757	30:39.303
5	2046	Bryan Gerding	Sport 40to49 Men	3	1:35:19.632	6:12.465	31:21.864
6	2358	Charles Carlson	Sport 40to49 Men	3	1:35:23.403	6:16.236	30:45.851
7	2106	Mike Andert	Sport 40to49 Men	3	1:36:48.620	7:41.453	30:58.656
8	2344	Jonathan Thompson	Sport 40to49 Men	3	1:37:45.794	8:38.627	31:56.787
9	2469	Jeff Kern	Sport 40to49 Men	3	1:37:52.565	8:45.398	31:59.040
10	2452	Colby Hunsley	Sport 40to49 Men	3	1:38:36.862	9:29.695	32:33.042
11	2093	Mack McDonald	Sport 40to49 Men	3	1:42:56.624	13:49.457	33:36.940
12	2037	Matthew Johnson	Sport 40to49 Men	3	1:43:50.403	14:43.236	32:06.531
13	2402	Richard Wiitala	Sport 40to49 Men	3	1:50:04.081	20:56.914	35:43.614
14	2389	Jeff Schmieg	Sport 40to49 Men	3	1:51:48.933	22:41.766	36:22.840
15	2057	Mark Rogers	Sport 40to49 Men	3	2:06:44.492	37:37.325	40:42.256
16	2397	Chris Dorff	Sport 40to49 Men	3	2:08:42.984	39:35.817	39:50.393
17	2406	Lynn Peterson	Sport 40to49 Men	2	1:32:01.498	1 Lap	33:41.812
18	2100	Michael Rohweder	Sport 40to49 Men		6.183	3 Laps	

<b>Sport 50to59 Men</b>							
1	2116	David Wiblishauser	Sport 50to59 Men	3	1:32:34.425		29:43.725
2	2405	Shannon Score	Sport 50to59 Men	3	1:32:41.449	7.024	30:30.336
3	2448	Corey Stuhr	Sport 50to59 Men	3	1:34:13.455	1:39.030	30:35.778
4	2392	Kelly Ziegler	Sport 50to59 Men	3	1:35:20.784	2:46.359	30:51.191
5	2014	Jack Ellefson	Sport 50to59 Men	3	1:35:23.071	2:48.646	30:57.416
6	2009	Jeff Meyer	Sport 50to59 Men	3	1:38:09.854	5:35.429	30:58.667
7	2353	Bob Irvine	Sport 50to59 Men	3	1:40:02.860	7:28.435	32:00.294
8	2089	David Krattley	Sport 50to59 Men	3	1:45:56.144	13:21.719	34:36.324
9	2049	Craig Brown	Sport 50to59 Men	3	1:50:03.274	17:28.849	32:38.138
10	2346	Dan Reberg	Sport 50to59 Men	3	1:50:32.357	17:57.932	35:19.776

<b>Sport 60+ Men</b>							
1	2465	Carl Schirmer	Sport 60+ Men	3	1:46:00.620		34:55.585
2	2111	Denny Barry	Sport 60+ Men	3	1:51:47.971	5:47.351	35:20.749
3	2066	Rodney West	Sport 60+ Men	3	1:51:50.564	5:49.944	36:37.271

Margin of Victory	Avg. Speed	Best Lap Tm	Best Spd	Best Lap by
2:13.438	12.119	28:36.811	12.581	2097 - Al Shuros


Sport Cuyuna 6.000 Miles  
 Sport Women 6/28/2015 11:06 AM  
 Race started at 11:25:23



Pos	No.	Name	Class	Laps	Total Tm	Diff	Best Tm
<b>Sport 15to18 Women</b>							
1	2010	Sydney Carlson	Sport 15to18 Women	3	1:51:55.995		35:51.163
2	2418	Nikita Finnerty	Sport 15to18 Women	3	1:54:03.915	2:07.920	36:01.461
3	2059	Lydia Reiner	Sport 15to18 Women	3	2:10:59.952	19:03.957	41:55.601
4	2460	Cianna Swanson	Sport 15to18 Women	2	1:09:16.523	1 Lap	33:36.404
<b>Sport 19to29 Women</b>							
1	2393	Lisa Brown	Sport 19to29 Women	3	1:43:34.112		34:16.388
2	2064	Samantha Olson	Sport 19to29 Women	3	2:00:32.050	16:57.938	38:42.275
3	2038	Kendra Mele	Sport 19to29 Women	3	2:06:27.763	22:53.651	41:51.164
4	2390	Kristina Schaumberg	Sport 19to29 Women	2	1:26:22.856	1 Lap	40:32.186
<b>Sport 30to39 Women</b>							
1	2067	Alison Stamper	Sport 30to39 Women	3	1:42:22.631		33:30.075
2	2072	Jessica Grenwis	Sport 30to39 Women	3	1:45:27.362	3:04.731	34:01.000
3	2050	Morgan Sylvester	Sport 30to39 Women	3	1:57:19.666	14:57.035	35:51.799
<b>Sport 40to49 Women</b>							
1	2098	Laura Bednarski	Sport 40to49 Women	3	1:38:23.781		32:26.668
2	2073	Tina Olson	Sport 40to49 Women	3	1:43:06.190	4:42.409	33:28.926
3	2031	Marian O'Donnell	Sport 40to49 Women	3	2:05:49.077	27:25.296	39:33.285
4	2019	Janet Atkinson	Sport 40to49 Women	3	2:14:08.482	35:44.701	42:01.632
<b>Sport 50+ Women</b>							
1	2103	Leslie Hale	Sport 50+ Women	3	1:38:23.716		32:27.089
2	2470	Anne Ellefson	Sport 50+ Women	3	1:42:06.855	3:43.139	32:45.718
3	2407	Lisa Pearson	Sport 50+ Women	3	2:12:44.247	34:20.531	40:22.758

Margin of Victory	Avg. Speed	Best Lap Tm	Best Spd	Best Lap by
0.065	10.976	32:26.668	11.096	2098 - Laura Bednarski


Comp Cuyuna 6.000 Miles  
 Comp Singlespeed & Fat Bike 6/28/2015 01:15 PM  
 Race started at 14:04:25



Pos	No.	Name	Class	Laps	Total Tm	Diff	Best Tm
<b>Comp Fat Bike Men</b>							
1	1070	Dan Funke	Comp Fat Bike Men	3	1:48:46.128		35:01.538
2	1356	Josh Peterson	Comp Fat Bike Men	3	1:49:21.964	35.836	35:06.893
3	1290	Daniel Stonge	Comp Fat Bike Men	3	2:12:01.641	23:15.513	38:47.051
4	1011	Charlie Hayes	Comp Fat Bike Men	3	2:21:36.232	32:50.104	45:51.584
5	1289	David Grenwis	Comp Fat Bike Men	2	1:24:16.012	1 Lap	40:50.252
6	<b>1006</b>	<b>Jeremiah Van Bockern</b>	Comp Fat Bike Men	1	33:12.663	2 Laps	<b>33:05.828</b>
7	1288	Bryan Burrows	Comp Fat Bike Men	1	56:55.159	2 Laps	56:46.811
8	1287	Collin Gundersen	Comp Fat Bike Men	1	56:58.351	2 Laps	56:50.218
<b>Comp Fat Bike Women</b>							
1	1291	Katie Thompson	Comp Fat Bike Women	2	2:08:39.160		43:15.257
<b>Comp Singlespeed Men</b>							
1	1074	Rodney Moon	Comp Singlespeed Men	3	1:45:25.901		34:24.885
2	1035	Mac Hansen	Comp Singlespeed Men	3	1:55:04.020	9:38.119	34:20.367
3	1034	Matt Sylvester	Comp Singlespeed Men	3	2:07:56.924	22:31.023	37:40.668
4	1292	Chris Graham	Comp Singlespeed Men	3	2:11:25.939	26:00.038	41:39.488

Margin of Victory	Avg. Speed	Best Lap Tm	Best Spd	Best Lap by
3:20.227	10.244	33:05.828	10.877	1006 - Jeremiah Van Bockern

Comp Cuyuna 6.000 Miles  
 Comp Under 29 6/28/2015 01:18 PM  
 Race started at 14:07:25



Pos	No.	Name	Class	Laps	Total Tm	Diff	Best Tm
-----	-----	------	-------	------	----------	------	---------

1 1297

Comp 18 Under Men


1	<b>1298</b>	<b>Braeden Anderson</b>	Comp 18 Under Men	3	1:42:28.406		<b>32:36.022</b>
2	1351	Will Curtis	Comp 18 Under Men	3	1:44:53.936	2:25.530	33:51.298
3	1283	Dale Yotter	Comp 18 Under Men	3	1:54:23.437	11:55.031	34:00.996
4	1047	Campbell Karjala	Comp 18 Under Men	3	1:59:22.066	16:53.660	35:09.576
5	1299	Nick Gordon	Comp 18 Under Men	3	2:00:58.355	18:29.949	38:25.829
6	1358	Trevor Roen	Comp 18 Under Men	3	2:02:36.728	20:08.322	34:59.643
7	1018	Jason Colestock	Comp 18 Under Men	3	2:16:21.997	33:53.591	38:20.045

Comp 19to29 Men

1	1341	Grant Flick	Comp 19to29 Men	3	1:44:53.776		34:01.245
2	1284	Andrew Quinn	Comp 19to29 Men	3	1:46:27.917	1:34.141	33:52.262
3	1348	Tim Stark	Comp 19to29 Men	3	1:48:03.831	3:10.055	35:09.241
4	1342	Eric Boyles	Comp 19to29 Men	3	1:49:54.984	5:01.208	35:09.265
5	1349	Aaron Deutchman	Comp 19to29 Men	3	1:51:41.906	6:48.130	35:03.129
6	1345	Reed Melicher	Comp 19to29 Men	3	1:53:25.857	8:32.081	35:08.376
7	1048	Esten Langlie	Comp 19to29 Men	3	2:03:12.642	18:18.866	36:17.128
8	1360	Jacob Olsen	Comp 19to29 Men	3	2:06:03.086	21:09.310	37:44.279
9	1028	Nick Mele	Comp 19to29 Men	3	2:06:33.072	21:39.296	41:58.481
10	1357	Elliot Hodgson	Comp 19to29 Men	3	2:11:19.061	26:25.285	41:26.428

Margin of Victory	Avg. Speed	Best Lap Tm	Best Spd	Best Lap by
2:25.370	10.539	32:36.022	11.043	1298 - Braeden Anderson


Comp Cuyuna 6.000 Miles  
 Comp 30 - 39 6/28/2015 01:20 PM  
 Race started at 14:09:54



Pos	No.	Name	Class	Laps	Total Tm	Diff	Best Tm
Comp 30to39 Men							
1	1297	Charley Serrill	Comp 30to39 Men	3	1:41:01.036		33:02.844
2	1250	Rob Naramore	Comp 30to39 Men	3	1:46:13.128	5:12.092	34:18.903
3	1286	Ben Hey	Comp 30to39 Men	3	1:47:08.888	6:07.852	34:15.890
4	1054	Phil Carlson	Comp 30to39 Men	3	1:49:37.741	8:36.705	35:18.610
5	1350	Dan Boyles	Comp 30to39 Men	3	1:51:00.847	9:59.811	35:38.467
6	1014	Ryan Fahrman	Comp 30to39 Men	3	1:55:12.786	14:11.750	37:42.195
7	1029	Joel Beach	Comp 30to39 Men	3	1:56:56.973	15:55.937	37:32.932
8	1353	Derrick Frank	Comp 30to39 Men	2	1:47:40.364	1 Lap	37:45.077

Margin of Victory	Avg. Speed	Best Lap Tm	Best Spd	Best Lap by
5:12.092	10.691	33:02.844	10.893	1297 - Charley Serrill

Comp Cuyuna 6.000 Miles  
 Comp 40+ 6/28/2015 01:22 PM  
 Race started at 14:13:29



Pos	No.	Name	Class	Laps	Total Tm	Diff	Best Tm
<b>Comp 40to49 Men</b>							
1	1031	Dave Swanson	Comp 40to49 Men	3	1:44:20.509		34:27.260
2	1002	Scott Lund	Comp 40to49 Men	3	1:44:20.685	0.176	34:27.731
3	1003	Ben Olson	Comp 40to49 Men	3	1:44:37.955	17.446	33:04.452
4	1352	Thomas Manderfeld	Comp 40to49 Men	3	1:46:09.892	1:49.383	34:21.723
5	1038	Nathan Olson	Comp 40to49 Men	3	1:51:09.654	6:49.145	36:24.412
6	1078	Ryan Hudak	Comp 40to49 Men	3	1:54:52.799	10:32.290	36:21.358
7	1043	Chad Olson	Comp 40to49 Men	3	1:57:59.683	13:39.174	38:16.291
8	1285	Matt Fisk	Comp 40to49 Men	3	1:58:34.609	14:14.100	38:29.324
9	1013	Bruce Klehr	Comp 40to49 Men	3	1:58:52.659	14:32.150	36:31.541
10	1355	Dennis Porter	Comp 40to49 Men	3	2:14:37.245	30:16.736	41:46.010
11	1347	Joel Benton	Comp 40to49 Men	1	38:19.384	2 Laps	38:11.657
12	1067	Rob Duggan	Comp 40to49 Men		5.724	3 Laps	
13	1281	Sean Martin	Comp 40to49 Men		6.667	3 Laps	

<b>Comp 50to59 Men</b>							
1	1344	Stuart Benson	Comp 50to59 Men	3	1:50:30.203		36:25.437
2	1008	Mike Grace	Comp 50to59 Men	3	1:50:46.151	15.948	36:26.308
3	1296	Thomas Rinehart	Comp 50to59 Men	3	1:50:59.088	28.885	36:27.891
4	1001	Tim Hieb	Comp 50to59 Men	3	1:52:30.843	2:00.640	36:25.448
5	1354	Todd Trembley	Comp 50to59 Men	3	1:54:48.807	4:18.604	36:56.785
6	1027	Craig Estenson	Comp 50to59 Men	3	2:02:59.727	12:29.524	40:51.471
7	1024	Dave Christensen	Comp 50to59 Men	3	2:04:32.983	14:02.780	33:38.167
8	1030	Mike Anderson	Comp 50to59 Men	3	2:09:28.014	18:57.811	40:23.307
9	1346	Mike Berkopec	Comp 50to59 Men	2	1:16:49.447	1 Lap	36:23.559

<b>Comp 60+ Men</b>							
1	1282	Rob Ogren	Comp 60+ Men	3	1:54:55.003		37:43.281
2	1359	Jim McCarvill	Comp 60+ Men	3	2:06:26.506	11:31.503	40:05.049

Margin of Victory	Avg. Speed	Best Lap Tm	Best Spd	Best Lap by
0.176	10.351	33:04.452	10.885	1003 - Ben Olson

Elite

Cuyuna 6.000 Miles

All Elite

6/28/2015 01:10 PM

Race started at 13:58:37

Pos	No.	Name	Class	Laps	Total Tm	Diff	Best Tm
<b>Elite 18 Under Men</b>							
1	293	Carson Thompson	Elite 18 Under Men	3	1:40:14.887		33:05.477
2	7	Zachary Smith	Elite 18 Under Men	3	1:47:14.878	6:59.991	33:06.169
3	11	Van Carlson	Elite 18 Under Men	3	1:52:17.935	12:03.048	34:14.291
<b>Elite 19to29 Men</b>							
1	5	Mason Bacso	Elite 19to29 Men	3	1:33:12.195		30:52.432
2	3	Kasey Bacso	Elite 19to29 Men	3	1:34:14.585	1:02.390	30:54.215
3	291	Andris Delins	Elite 19to29 Men	3	1:35:49.826	2:37.631	31:11.906
4	69	John Wessling	Elite 19to29 Men	3	1:36:04.890	2:52.695	30:55.187
5	55	Logan Grace	Elite 19to29 Men	3	1:36:41.119	3:28.924	31:08.971
6	58	Christopher Mitchell	Elite 19to29 Men	3	1:40:13.007	7:00.812	33:06.151
7	42	David Clausen	Elite 19to29 Men	3	1:40:13.130	7:00.935	33:06.663
8	366	Matt Lee	Elite 19to29 Men	3	1:41:00.076	7:47.881	32:55.063
9	374	Sean O'Donnell	Elite 19to29 Men	3	1:41:03.890	7:51.695	32:42.511
10	78	Griffin Myslivecek	Elite 19to29 Men	3	1:43:09.570	9:57.375	34:16.216
11	373	Reece Oleson	Elite 19to29 Men	1	32:57.178	2 Laps	32:57.178
<b>Elite 19to35 Women</b>							
1	368	Jenna Rinehart	Elite 19to35 Women	3	1:41:05.400		33:41.260
2	29	Megan Barr	Elite 19to35 Women	3	1:51:12.959	10:07.559	37:19.342
3	4	Alicia Fisk	Elite 19to35 Women	3	1:53:20.870	12:15.470	37:56.601
4	292	Sonia Pond	Elite 19to35 Women	3	1:53:20.897	12:15.497	38:01.470
5	2	Eleanor Bacso	Elite 19to35 Women	3	1:53:26.562	12:21.162	37:55.689
6	289	Chelsea Strate	Elite 19to35 Women	3	2:01:32.646	20:27.246	40:34.832
<b>Elite 30to39 Men</b>							
1	34	David Oachs	Elite 30to39 Men	3	1:36:07.248		31:17.044
2	37	Ryan Fitzgerald	Elite 30to39 Men	3	1:36:42.720	35.472	31:39.229
3	367	Justin Rinehart	Elite 30to39 Men	3	1:37:08.034	1:00.786	30:59.521
4	44	Barry Tungseth	Elite 30to39 Men	3	1:38:25.706	2:18.458	32:05.419
5	59	Brandon Voltzke	Elite 30to39 Men	3	1:40:03.790	3:56.542	33:05.662
6	14	Dustin Gaffke	Elite 30to39 Men	3	1:40:48.109	4:40.861	33:07.889
7	31	Joe Surla	Elite 30to39 Men	3	1:41:39.152	5:31.904	33:05.893
8	362	Nate Hackensack	Elite 30to39 Men	3	1:42:18.729	6:11.481	33:11.575
9	67	Paul Hanson	Elite 30to39 Men	3	1:42:26.390	6:19.142	33:14.286
10	25	Josh Molnar	Elite 30to39 Men	3	1:44:42.644	8:35.396	32:44.288
11	359	Derek Van De Velde	Elite 30to39 Men	3	1:50:34.833	14:27.585	34:32.933
12	287	Marcus Bush	Elite 30to39 Men	3	1:55:52.216	19:44.968	32:00.410
13	360	Josh Schwantes	Elite 30to39 Men	2	1:16:14.766	1 Lap	34:23.210

Margin of Victory	Avg. Speed	Best Lap Tm	Best Spd	Best Lap by
1:02.390	11.588	30:52.432	11.660	5 - Mason Bacso

Quantum Race Promotions

Orbits 4

www.amb-it.com

www.mylaps.com

Licensed to: Quantum Race Promotions

Elite

Cuyuna 6.000 Miles

All Elite

6/28/2015 01:10 PM

Race started at 13:58:37

Pos	No.	Name	Class	Laps	Total Tm	Diff	Best Tm
<b>Elite 36+ Women</b>							
1	363	Sara Kylander-Johnson	Elite 36+ Women	3	1:44:24.524		34:47.394
2	371	Rebecca Sauber	Elite 36+ Women	3	1:51:53.343	7:28.819	37:14.382
3	80	Linda Sone	Elite 36+ Women	3	1:57:22.970	12:58.446	39:37.178
4	361	Becca Hackensack	Elite 36+ Women	3	2:02:11.704	17:47.180	40:50.896
5	370	Gretchen Sadaka	Elite 36+ Women	3	2:03:42.482	19:17.958	40:43.921
6	51	Martha Flynn	Elite 36+ Women	3	2:07:58.244	23:33.720	43:03.795
7	48	Kristy Kreme Henderson	Elite 36+ Women	3	2:15:36.648	31:12.124	42:09.923

<b>Elite 40+ Men</b>							
1	27	John Sandberg	Elite 40+ Men	3	1:36:51.998		31:58.735
2	364	Scott Kylander-Johnson	Elite 40+ Men	3	1:37:12.813	20.815	30:55.550
3	50	Dave Fetters	Elite 40+ Men	3	1:41:05.001	4:13.003	33:04.825
4	33	Matthew Nelson	Elite 40+ Men	3	1:41:05.694	4:13.696	32:59.753
5	46	Ken Raiche	Elite 40+ Men	3	1:41:25.340	4:33.342	33:08.422
6	22	Clint Swenson	Elite 40+ Men	3	1:42:26.280	5:34.282	33:57.615
7	290	Chris Burg	Elite 40+ Men	3	1:42:26.487	5:34.489	33:11.298
8	74	Eric Pirius	Elite 40+ Men	3	1:46:14.553	9:22.555	35:20.144
9	369	Dan Oachs	Elite 40+ Men	3	1:47:54.825	11:02.827	34:22.090
10	72	Michael Solberg	Elite 40+ Men	3	1:48:57.954	12:05.956	34:15.355
11	365	Jon Friedell	Elite 40+ Men	3	1:51:37.369	14:45.371	35:29.015
12	372	Lonie Sauber	Elite 40+ Men	3	1:51:46.038	14:54.040	36:00.703
13	288	Bob Diedrich	Elite 40+ Men	3	2:18:16.978	41:24.980	43:44.655
14	47	Jay Henderson	Elite 40+ Men	3	2:21:20.287	44:28.289	33:57.358

Margin of Victory	Avg. Speed	Best Lap Tm	Best Spd	Best Lap by
1:02.390	11.588	30:52.432	11.660	5 - Mason Bacso