



NATIONAL
WHEELCHAIR
BASKETBALL
ASSOCIATION

Individual Registration: My players/coaches say they have completed registration BUT they are not in the system.

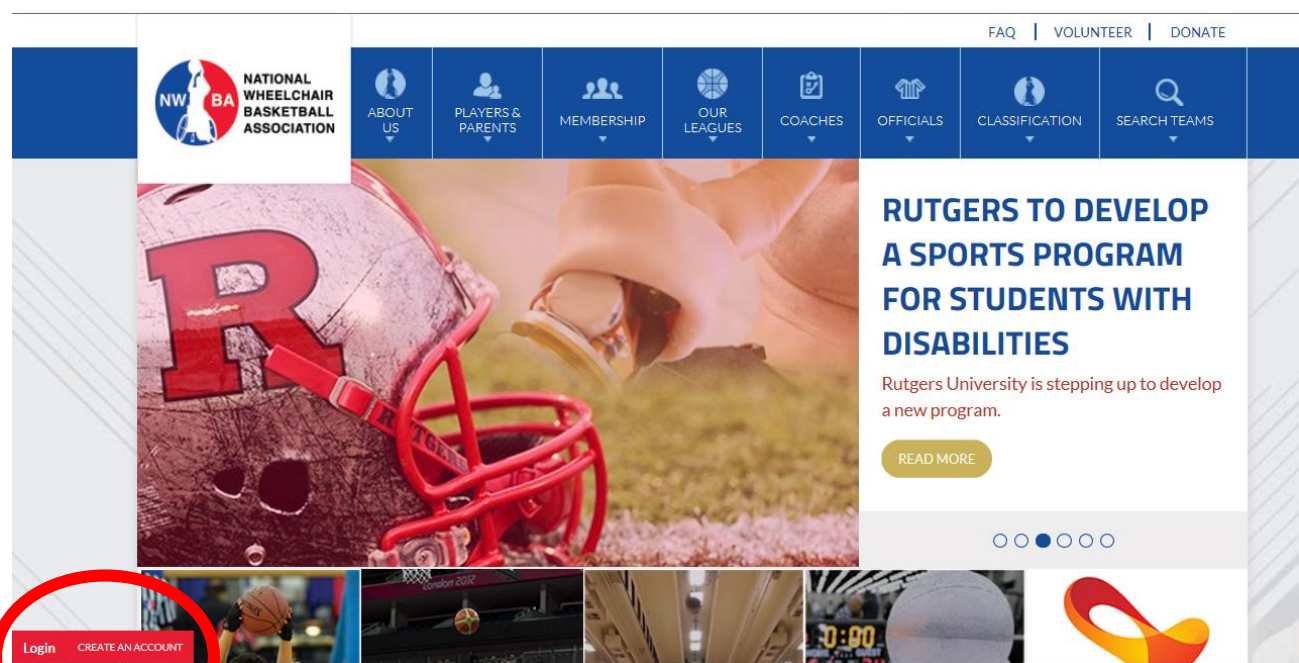
Registration is a 2 step process. Both steps must be completed to be fully registered.

Step #1 – Sign up for a Sport Ngin Account

Every Individual member (coaches, players, officials, classifiers, volunteers, etc.) will need to register as a SportNgin user. This is a brand new platform, your old NWBA username and password WILL NOT work in this system.

This is a quick 3 minute process.

This is only the first part of the Individual registration process. Players, coaches etc will not show up in the NWBA system if they only do the SportNgin registration.





**NATIONAL
WHEELCHAIR
BASKETBALL
ASSOCIATION**

Go to the NWBA Website. Find the **RED Login box** in the lower left corner.

Click on Create an Account

Individuals will register with their Name, email, username, password and phone number.

Once registered in the SportNgin system, you will receive a Confirmation Email similar to this, which you have to respond to:



Action Required: Account Activation for National Wheelchair Basketball Association

Hi Luis,

Welcome, and thank you for creating an account on the National Wheelchair Basketball Association website.

To confirm your email address and activate your account, please click on the following link or paste the URL into your browser:

https://login.sportngin.com/account/activate/25b65cbd8c9522fe032d4171a5de4e7a7b4505f51fc26e946531d764e757f491?set_site_id=9310&next_url=http://www.nwba.org



Your Username is: lamaro37

You have 72 hours to activate your account before it will be removed from our system.

Thank You,

National Wheelchair Basketball Association
<http://www.nwba.org>



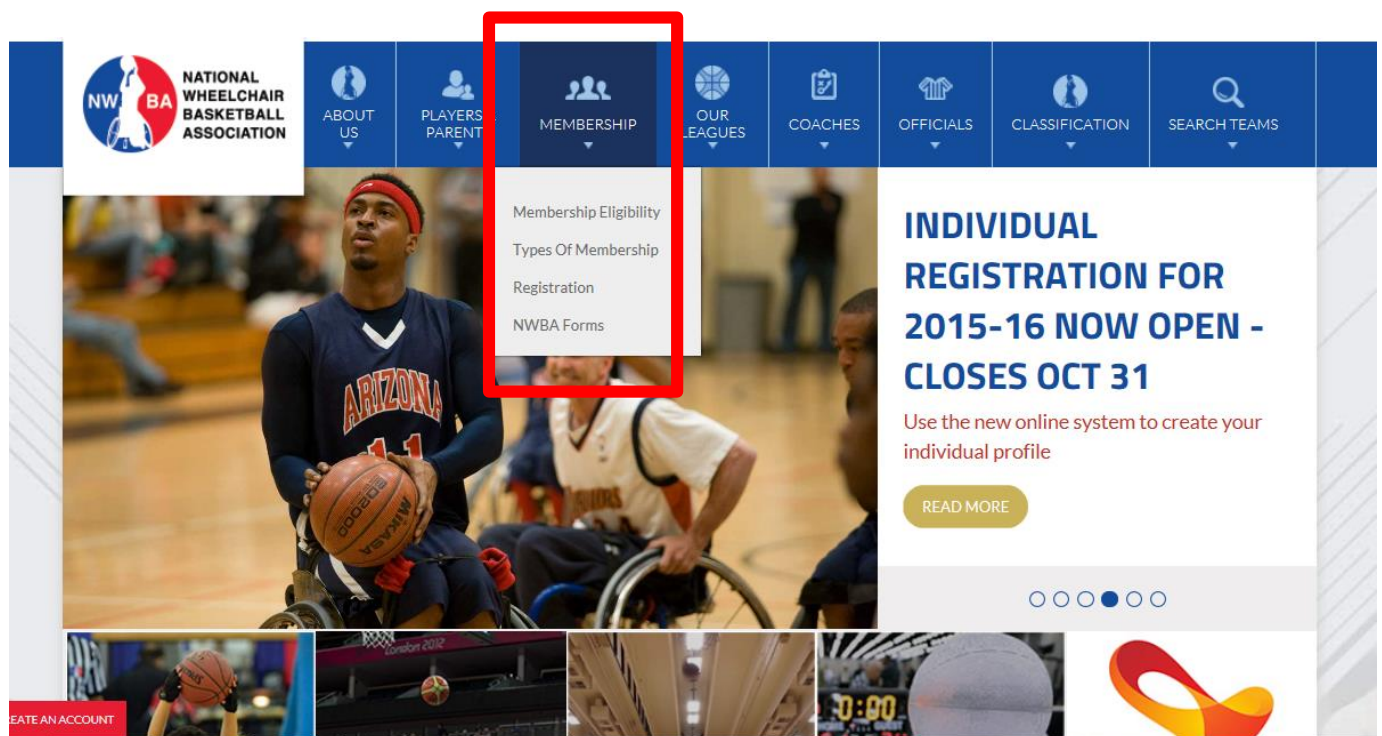


Each person needs to respond to this email by clicking on the link to activate your SportNgin Account within 72 hours of registration.

Once your account is activated you will be directed to the NWBA Individual Registration site. Your user name and password **should be saved** and available for future access to your individual registration information.

Step #2 – Individual Registration as NWBA Member

Once registered with SportNgin return to the website and pick the Membership tab.



Click on Registration



NATIONAL
WHEELCHAIR
BASKETBALL
ASSOCIATION

Review the information so you will be ready to respond to the registration questions.

Scroll to the bottom of the page and click on the registration button.

ail AOL Suggested Sites Web Slice Gallery Page Safety Tools

You must indicate you have read, understand and agree to comply with the NWBA Waiver.

Step #5 – Review and Complete Registration



You will have a chance to review your individual profile page and edit any information.


IT'S THAT EASY!!! This whole process should take less than 5 minutes.

If you have questions, contact Jeff Jones at jeffjones@nwba.org.

INDIVIDUAL MEMBERSHIP REGISTRATION >

SPONSORS

 **NATIONAL
WHEELCHAIR
BASKETBALL
ASSOCIATION**

LINKS

- ▶ Donate Now
- ▶ Get Involved
- ▶ Volunteer

STAY IN TOUCH

Phone: (719)-266-4082

Log in to my account





NATIONAL
WHEELCHAIR
BASKETBALL
ASSOCIATION

You should now be on the NWBA 2015 Individual Registration Page.

Suggested Sites Web Slice Gallery

Page Safety Tools

REGISTRANT INFORMATION

CODE OF CONDUCT

NWBA WAIVER

REVIEW

RECEIPT

WELCOME TO THE 2015 INDIVIDUAL REGISTRATION WITH NATIONAL WHEELCHAIR BASKETBALL ASSOCIATION

This registration session will allow you to complete contact information and sign up for participation.

Note: If registering for Junior, please have your Birth Certificate, High School verification form (if applicable) and Minimal Disability Certification Form (if applicable) prepared.

QUESTIONS

Please direct questions to:

Jeff Jones
INQUIRIES

Complete the 2015 Individual Registration, please login or create an account.

SPORT NGIN Login **SPORT NGIN** Sign Up

Email Address or Username:

Password:

Forgot your password?

OR

Sign Up

or Login with Facebook

You will need to log in with your **email address or SportNgin Username and password**. If you can not remember your password, use the forgot password option.



NATIONAL
WHEELCHAIR
BASKETBALL
ASSOCIATION

associateddirector Log Out SPORTNGIN

NATIONAL WHEELCHAIR BASKETBALL ASSOCIATION

ADMIN CONTROL PANEL

USER MODE REVIEW MODE

2015 INDIVIDUAL REGISTRATION

WELCOME

WHO ARE YOU REGISTERING?

REGISTRATION TYPE

REGISTRANT INFORMATION

CODE OF CONDUCT

NWBA WAIVER

REVIEW

RECEIPT

Logged in successfully

Who Are You Registering?

WHO ARE YOU REGISTERING?

Jeff Jones (self)

☐ A Person or Team Unconnected to My Account

Continue

[Terms of Use](#) [Privacy Policy](#)

Select you name and click on continue...

If you are a Team Representative registering a player select option 2...A person or team unconnected to my account. It is very important that when registering other people that you use their email and that you inform them tht they have to **respond to a Registration Email that will be sent to them** so that their membership is activated.



NATIONAL
WHEELCHAIR
BASKETBALL
ASSOCIATION

If your player does not have an email account use a team account of the Team Representative's account.

WELCOME

WHO ARE YOU REGISTERING?

REGISTRATION TYPE

REGISTRANT INFORMATION

CODE OF CONDUCT

NWBA WAIVER

REVIEW

RECEIPT

Registration Type

Currently Registering: Unnamed

Which of the following are you registering for?: *

- ☐ Player
- ☐ Head Coach
- ☐ Assistant Coach
- ☐ Team Representative
- ☐ Team Classification Reviewer
- ☐ Statistician
- ☐ Athletic Trainer
- ☐ Equipment Manager
- ☐ Administrator
- ☐ Board of Director
- ☐ Classifier
- ☐ Hall of Fame Member
- ☐ Volunteer
- ☐ Official

[Continue](#)

Check off all that apply and click on Continue... the rest is simply responding to the requested information.

Registrant Information

Name, address, gender, race, disability, date of birth, and a secondary email address.





**NATIONAL
WHEELCHAIR
BASKETBALL
ASSOCIATION**

Additional Registrant Information

Division, Team, number of years playing, t-shirt size, military status.

Note: If your team is not listed on the pull down menu, select “other” and type in your team name.

Note: Junior Forms – when registering a Varsity or Prep player, you will need to have a Birth Certificate, Minimal Disability Form and High School Verification Form ready to scan and upload for each player.

Note: If you selected more than one team position, you will need to complete this section more than once.

Step #3 – NWBA Code of Conduct

You must indicate you have read, understand and agree to comply with the NWBA Code of Conduct.

Step #4 – NWBA Waiver

You must indicate you have read, understand and agree to comply with the NWBA Waiver.

Step #5 – Review and Complete Registration

This is your chance to review your individual profile page and edit any information.

If you play on or coach **more than one team**, you need to complete the register process for each team. After your first registration, most of your information will already be filled in.

Once complete you will receive an email with your membership profile. If you DO NOT receive an email with summary of your membership profile you did something wrong and you are not in the system. Start over and make sure you complete all registration questions.



**NATIONAL
WHEELCHAIR
BASKETBALL
ASSOCIATION**

Information needs to be changed on Team or Individual profile

The following link is designed to help you through issues of registration and editing information in your profile or profile of one of your team members.

How does a Registrant edit their entry

- <http://help.sportngin.com/customer/portal/articles/1670496>

If you are still having difficulty, please email the Sport Ngin Help Center (help.sportngin.com).

Jeff Jones

jeffjones@nwba.org

719-266-4082, ext 107

