U.S. NATIONAL TEAM DEVELOPMENT PROGRAM

2014-15 U.S. NATIONAL UNDER-18 TEAM GAME NOTES ★ JANUARY 9, 2015 ★ TEAM USA at MICHIGAN STATE UNIVERSITY ★

MEDIA CONTACTS: JAKE WESOLEK (JakeW@usahockey.org) and ZACK FRIEDLI (ZackF@usahockey.org) || USANTDP.com || TWITTER: @USANTDP || INSTAGRAM: @USANTDP || FACEBOOK: USA HOCKEY NTDP

★ TODAY'S GAMES

U.S. NATIONAL UNDER-18 TEAM

★★ AT ★★

MICHIGAN STATE UNIVERSITY

MUNN ICE ARENA || EAST LANSING, MICH. || 7:00 P.M.

MOST RECENT GAME

NTDP		MSU
4	MARCH 1, 2014 MUNN ICE ARENA	3
29	SOG	23
4-8	PENALTIES	3-6
2-3	POWER PLAYS	1-4

ALL-TIME RECORD
6-4-0

GF	34
GA	35
LAST 5	4-1-0
STREAK	W2

TEAM COMPARISON

22-9-2	RECORD	7-10-1
159	GOALS FOR	41
4.76	GOALS/GAME	2.28
106	GOALS AGAINST	46
3.21	GOALS AGAINST/GAME	2.56
33.3	SHOTS/GAME	30.5
25.6	SHOTS AGAINST/GAME	27.7
20.1	POWER PLAY %	13.9
80.7	PENALTY KILL %	84.1

HOW TO WATCH: Fox Sports Detroit Plus

HOW TO FOLLOW: @USANTDP | #NTDP

LIVE STATS: USANTDP.com

★ NTDP/MSU BY THE NUMBERS

21 The National Team Development Program has produced 21 players who have gone on to skate at Michigan State University. That list includes MSU standouts such as **Andrew Hutchinson** (Rochester Hills, Mich./1997-98) and **John-Michael Liles** (Zionsville, Ind./1997-99).

2 The NTDP helped develop two current Spartan players - G **Ed Minney** (Wind Gap, Pa./2012-14) and F **Dylan Pavelek** (Marysville, Mich./2012-14).

4 of 5 The U.S. National Under-18 Team is riding a two-game winning streak against Michigan State, having downed the Spartans 4-3 in overtime last season and 3-0 in 2012-13. The U.S. has also won four of the last five meetings in the series and hasn't lost back-to-back contests against MSU since 2001-02 and 2002-03.

★ 2014-15 NCAA SCHEDULE

NTDP 3 – 0 M
OCT. 4, 2014
MIAMI UNIVERSITY
GOGGIN ICE CENTER
OXFORD, OHIO

NTDP 4 – 7 M
OCT. 6, 2014
UNIVERSITY of MICHIGAN
YOST ICE ARENA
ANN ARBOR, MICH.

NTDP 3 – 3 PROVIDENCE
OCT. 16, 2014
PROVIDENCE COLLEGE
SCHNEIDER ARENA
PROVIDENCE, R.I.

NTDP 4 – 6 BU
OCT. 18, 2014
BOSTON UNIVERSITY
AGGANIS ARENA
BOSTON, MASS.

NTDP 2 – 3
OCT. 24, 2014
CORNELL UNIVERSITY
JAMES LYNAH RINK
ITHACA, N.Y.

NTDP 3 – 5 OSWEGO
OCT. 25, 2014
OSWEGO STATE UNIVERSITY
CAMPUS CENTER ICE ARENA
OSWEGO, N.Y.

NTDP 5 – 4
NOV. 21, 2014
UNIVERSITY of MINNESOTA
MARIUCCI ARENA
MINNEAPOLIS, MINN.

NTDP 6 – 1
NOV. 22, 2014
AUGSBURG COLLEGE
ED SAUGESTAD RINK
MINNEAPOLIS, MINN.

NTDP 7 – 1 NEUMANN
NOV. 29, 2014
NEUMANN UNIVERSITY
ANN ARBOR ICE CUBE
ANN ARBOR, MICH.

NTDP 5 – 2
NOV. 30, 2014
UW-STEVENS POINT
ANN ARBOR ICE CUBE
ANN ARBOR, MICH.

NTDP 4 – 1 W
DEC. 12, 2014
UNIVERSITY of WISCONSIN
KOHL CENTER
MADISON, WIS.

NTDP 2 – 2
DEC. 27, 2014
COLORADO COLLEGE
BROADMOOR WORLD ARENA
COLORADO SPRINGS, COLO.

NTDP 4 – 8
DEC. 28, 2014
COLORADO COLLEGE
BROADMOOR WORLD ARENA
COLORADO SPRINGS, COLO.

NTDP 6 – 1
DEC. 31, 2014
ADRIAN COLLEGE
FIFTH THIRD FIELD
TOLEDO, OHIO

NTDP 2 – 7
JAN. 3, 2015
UNIVERSITY of NORTH DAKOTA
RALPH ENGELSTAD ARENA
GRAND FORKS, N.D.

NTDP –
JAN. 9, 2015
MICHIGAN STATE UNIVERSITY
MUNN ICE ARENA
EAST LANSING, MICH.

NTDP –
JAN. 24, 2015
UNIV. of ALABAMA-HUNTSVILLE
VON BRAUN CENTER
HUNTSVILLE, ALA.

NTDP –
JAN. 25, 2015
UNIV. of ALABAMA-HUNTSVILLE
VON BRAUN CENTER
HUNTSVILLE, ALA.

14/15 vs. NCAA DIVISION I
3-5-2

NCAA

14/15 vs. NCAA DIVISION III
4-1-0

★ TALKING POINTS

COLE'S MSU LEGACY: U.S. National Under-17 head coach **Danton Cole** was a four-year star with Michigan State University from 1985-89, racking up 163 points (69-94) in 180 outings. Cole played a key role in MSU's 1986 NCAA national championship, earned three CCHA All-Academic Team citations and also served as an assistant captain for two seasons. The Pontiac, Mich., native received the Big Ten Medal of Honor as MSU's top student-athlete in 1989 and in 2012-13 was awarded the Distinguished Spartan Award.

MATTHEWS PLAYS FOR U.S. NATIONAL JUNIOR TEAM: U18 Team F **Auston Matthews** played for the 2015 U.S. National Junior Team during the IIHF World Junior Championship Dec. 26-Jan. 5 in Montreal and Toronto, Canada. Matthews, who currently leads the Under-18 Team in goals (24) and points (49), joined 14 other NTDP products on the Team USA roster, including captain F **Jack Eichel** and assistant captains D **Will Butcher** and F **John Hayden**.

PLAYING NCAA'S BEST: The 2014-15 edition of the U.S. National Under-18 Team has played three of the top nine NCAA Division I programs in the latest USA Hockey Magazine/USA Today Men's College Hockey Poll, and the U18s have done exceptionally well. In those three games against top-ranked competition, the NTDP is 2-2-0 with wins coming against No. 6 Miami (3-0) and No. 9 Minnesota (5-4 in overtime). Its losses came at the hands of No. 1-ranked North Dakota (7-2) and No. 2 Boston University (6-4).

PERFECT NOVEMBER: The U.S. National Under-18 Team went 10-0-0 during the month of November as part of a 12-game winning streak - the longest such streak by any NTDP squad dating back to the 2011-12 campaign. The U18s saw the winning streak come to an end last Saturday. (Dec. 6) at Youngstown.

JUMPING AHEAD: The U.S. National Under-18 Team has a 13-1-0 record when scoring first this season, but what's even more impressive is the team's ability to hold onto leads. When the squad carries the lead into the first intermission, it's 12-0-0. When the U18s lead after two: a perfect 16-0-0.

SEEING THE POTENTIAL: NHL Central Scouting's November Players to Watch list recognized 22 players with ties to the National Team Development Program, including 16 current members of the Under-18 Team. CSS handed down five "A" ratings to NTDP products, including F **Jack Eichel**, F **Jordan Greenway**, D **Noah Hanifin**, D **Zach Werenski** and F **Colin White**. Six other players were rated "B" prospects, while 11 garnered "C" ratings.

PROSPECTS ON DISPLAY: The NTDP had 15 current players in the CCM/USA Hockey All-American Prospects Game Sept. 25 Buffalo, N.Y. The list included goaltenders **Michael Lackey** and **Luke Opilka**; defensemen **Nick Boka**, **Christian Evers**, **Casey Fitzgerald**, **Grant Gabriele**, **Caleb Jones** and **Steven Ruggiero**; and forwards **Jeremy Bracco**, **Christian Fischer**, **Jordan Greenway**, **Jack Roslovic**, **Troy Terry**, **Brendan Warren** and **Colin White**. In addition to the current NTDP players, four products also skated in the AAPG: D **Noah Hanifin** (Boston College), D **Zach Werenski** (University of Michigan), F **Jack Eichel** (Boston University) and F **Dennis Yan**. Bracco (2-0), Eichel (1-1), and Greenway (0-2) all registered two points while playing on a line together for a majority of the contest, and Lackey (15 saves/16 shots) and Opilka (22 saves/23 shots) started for their respective teams and played 29:48 each. Warren (1-0), Gabriele (0-1), and White (0-1) all had one point. Under-18 Team F **Mike Floodstand** was invited to play in the game, but was unable to participate. Eichel (2011-13) was named Player of the Game. U18 Team coaches **Don Granato** and **Nick Fohr** served as assistant coaches at the event.

★ ALL-TIME RESULTS VS. MSU

DATE	SCORE	U.S. RECORD
10/3/00	USA 6, MSU 4	1-0-0
10/5/02	MSU 4, USA 3	1-1-0
12/17/03	MSU 2, USA 1	1-2-0
1/28/05	USA 4, MSU 3	2-2-0
10/25/05	MSU 5, USA 2	2-3-0
10/19/06	USA 5, MSU 4	3-3-0
12/16/08	USA 4, MSU 2	4-3-0
1/4/10	MSU 8, USA 2	4-4-0
1/22/13	USA 3, MSU 0	5-4-0
3/1/14	USA 4, MSU 3 (OT)	6-4-0

★ NTDP TO MSU

All-time NTDP products who have played college hockey at Michigan State University

Name	NTDP Season(s)
David Booth	2001-02
Lee Falardeau	1999-2001
Troy Ferguson	1997-99
Brandon Gentile	2003-05
Zach Golembiewski	2007-08
Joe Goodenow	1997-98
Adam Hall	1997-98
Andy Hutchinson	1997-98
Jon Insana	1997-98
Jeremy Jackson	1998-99
Bryan Lerg	2002-04
John-Michael Liles	1997-99
Jim McKenzie	2000-01
Ed Minney	2012-14
Dylan Pavelek	2012-14
Corey Potter	2000-02
Michael Ratchuk	2004-06
Evan Shaw	2000-02
A.J. Thelen	2002-03
Will Yanakeff	2008-09

★ 2007 NCAA CHAMPS

Name	NTDP Season(s)
Brandon Gentile	2003-05
Bryan Lerg	2002-04
Jim McKenzie	2000-01
Michael Ratchuk	2004-06

★ NTDP QUICK FACTS

Official Name	National Team Development Program
Location	Ann Arbor, Mich.
Home Rink	Ann Arbor Ice Cube
Founded	1996
First Season	1997-98
Total Seasons	18
IIHF U18 World Championships	8 (2002, 2005-06, 2009-12, 2014)
World U17 Championships	4 (2001-02, 2010, 2014)
All-Time Olympians	15
Olympic Medals	7
Men's World Championship Medals	12
World Junior Championship Medals	69
Current NHLers	51
Stanley Cup Champions	5
NHL Draft - No. 1 Overall	3
NHL Draft - First Round	51
NHL Draft - Overall Picks	246
NCAA Champions	39
Hobey Baker Memorial Award Winners	4
Hobey Baker Memorial Award Finalists	12
First-Team All-Americans	25

★ TALKING POINTS

RECORD BREAKER: F **Jeremy Bracco**'s has plenty of assists in his career at the National Team Development Program, but his helper against Augsburg College on Nov. 22 was historic. The assist, which came on a **Colin White** second-period goal, was Bracco's 89th at the NTDP and broke the all-time career assists record of 88 shared by **Patrick Kane** (2004-06) and **J.D. Forrest** (1997-2000). Last season, Bracco turned in 58 assists and tied **Sonny Milano** (2012-14) for the single-season assists mark at the NTDP.

GOAL-SCORING GENE: F **Matthew Tkachuk** has a knack for finding the back of the net - much like his father, Keith, had during his storied NHL career. When the younger Tkachuk buries, it usually spells success for the Under-18 Team. In the 16 games in which Tkachuk has scored, the NTDP boasts a 14-2-0 record. When Tkachuk doesn't score, the U18s are 8-6-2.

RACKING UP THE POINTS: To say F **Jack Roslovic** was on his game during the month of November would be a serious understatement. In 10 games that month, the Columbus, Ohio, native collected points in nine outings and racked up five goals and 18 points. Roslovic, who is off to Oxford, Ohio, next winter to skate for the Miami RedHawks, also notched his first-career hat trick (Nov. 8 vs. Switzerland) and a career-high for single-game assists (3) against the University of Wisconsin-Stevens Point on Nov. 30.

WHAT IT TAKES TO BE NO. 1: F **Auston Matthews** may not be eligible for the 2015 NHL Entry Draft, but the Scottsdale, Ariz., native has quickly cemented himself as a favorite to be selected No. 1 overall in 2016. Matthews leads the U18s in goals (24), points (49), shorthanded goals (2) and game-winning goals (4), while ranking second with four power-play tallies. In addition, Matthews was selected to take part in USA Hockey's National Junior Team training camp and is representing the United States at the 2015 IIHF World Junior Championship in Montreal and Toronto.

MAKING THE GRADE: F **Jordan Greenway** and F **Colin White** are both A-rated prospects by NHL Central Scouting for the upcoming NHL Entry Draft, forecasting both players as possible first-round selections. Greenway, a native of Potsdam, N.Y., and White, who hails from Hanover, Mass., will both play college hockey in Boston and take part in one of the NCAA's best rivalries as Greenway will attend Boston University while White skates down Commonwealth Ave. at Boston College.

ANSWERING THE CALL: NTDP newcomers F **Troy Terry**, F **Tage Thompson** and D **Steven Ruggiero** have had little trouble clicking with teammates and contributing for the U.S. National Under-18 Team. Terry, who skated for the Colorado Thunderbirds in 2013-14, has registered 21 points (7-14) in 33 games, while Thompson, a product of the P.A.L. Junior Islanders program, boasts sevens goals and 14 points in 31 outings. Ruggiero has seven helpers and has appeared in every game this year after playing for the USHL's Youngstown Phantoms last winter.

COLLEGE READY: F **Christian Fischer**, a 6-foot-1, 212-pound native of Wayne, Ill., appears more than ready to make the jump to NCAA Division I hockey next winter. Fischer has totaled 11 points in 15 outings against college foes this season - including six goals - and has already signed his national letter of intent to skate for the University of Notre Dame in 2015-16.

DO YOU LIKE APPLES?: F **Michael Floodstrand** wasted little time setting his single-game career-high for assists, notching a trio of helpers on Sept. 6 in a game against the USHL's Lincoln Stars. The Hinsdale, Ill., native is on his way to Harvard University in the fall.

★ CHASING HISTORY

NTDP CAREER POINTS LEADERS

RANK	PLAYER	PTS
1.	Phil Kessel	180
2.	Patrick Kane	172
3.	Andy Hilbert	153
4.	Jack Eichel	139
	Jeremy Morin	139
6.	Rocco Grimaldi	136
7.	Sonny Milano	134
8.	R.J. Umberger	132
9.	Peter Mueller	122
	Matt Nieto	122
11.	James van Riemsdyk	121
12.	**Jeremy Bracco**	**121**
	Connor Dunlop	119
14.	Colin Wilson	117
15.	T.J. Hensick	116

Auston Matthews (98), Colin White (89)

NTDP CAREER GOALS LEADERS

RANK	PLAYER	G
1.	Phil Kessel	104
2.	Patrick Kane	84
3.	Jeremy Morin	81
4.	Andy Hilbert	73
5.	Jack Eichel	67
6.	James van Riemsdyk	65
	Brett Sterling	65
8.	R.J. Umberger	64
9.	Rocco Grimaldi	60
10.	Brandon Scero	56
11.	Ryan Hayes	55
	T.J. Hensick	55
	Tyler Kelleher	55
	Peter Mueller	55
	Matt Nieto	55

Auston Matthews (48), Colin White (44)

NTDP CAREER ASSISTS LEADERS

RANK	PLAYER	A
1.	**Jeremy Bracco**	**93**
2.	J.D. Forrest	88
	Patrick Kane	88
4.	Andy Hilbert	80
5.	Phil Kessel	76
	Rocco Grimaldi	76
7.	Jack Eichel	72
8.	Ryan Kesler	69
9.	R.J. Umberger	68
10.	Peter Mueller	67
	Matt Nieto	67
12.	Colin Wilson	66
13.	Connor Dunlop	65
14.	Austin Czarnik	64
	J.T. Compher	64
	Dwight Helminen	64

Auston Matthews (50), Colin White (45), Matthew Tkachuk (43)

★ TALKING POINTS

CAPTAIN KUNIN: 2016 NHL Draft prospect and University of Wisconsin commit F **Luke Kunin** has worn a letter for the U.S. National Under-18 Team for the majority of the season. Although Kunin is one of four U18 players who will have to wait a year to enter the NHL Draft, he's proved his leadership abilities both on and off the ice.

SCORING TOUCH: After finishing the 2013-14 campaign without a goal, D **Joe Masonius** has six tallies this season, five of which have come against NCAA competition. The University of New Hampshire recruit has goals against Oswego State (Oct. 25), Minnesota (Nov. 21), Neumann University (Nov. 29), Colorado College (Dec. 28) and Adrian College (Dec. 31).

SHUTDOWN PAIR: The defensive pairing of D **Nick Boka** and D **Christian Evers** isn't the top-scoring duo on the NTDP blue line, but it is arguably is toughest to play against. The two reliable defenders will bring their talents to the University of Michigan and University of North Dakota in 2015-16, respectively.

OFFENSIVE PRODUCTION: The U18 have received critical production from the back end thanks largely to D **Charlie McAvoy** and D **Casey Fitzgerald**. Fitzgerald boasts four goals and 12 points in 25 games, while McAvoy has three goals and nine assists in 2014-15.

DOUBLING UP: D **Grant Gabriele** and D **Caleb Jones** are well on their way to shatter their point production from last season. Gabriele already has 10 points (3-7), while Jones has notched two goals and 11 points in 2014-15.

LAST LINE OF DEFENSE: The duo of G **Michael Lackey** and G **Luke Opilka** has been solid for the U18s in 2014-15, as the pair have combined for 22 wins and two shutouts.

KEEPING THE STREAK ALIVE: With four wins in the recent Under-18 Four Nations Tournament, the U.S. National Under-18 Team upped its record to a perfect 19-0-0 against international teams since joining the NTDP last season. The members of the U18 Team won both the U17 Four and Five Nations Tournaments last winter, along with the World Under-17 Hockey Challenge. The U18s will participate in the U18 Five Nations Tournament in February before traveling to Switzerland for the IIHF Under-18 World Championship in April.

NTDP TO THE NHL: When the puck dropped on the 2014-15 National Hockey League season, 51 products of the National Team Development Program were on NHL rosters, and, since its first season in 1997-98, the NTDP has seen 246 players drafted in the NHL Entry Draft - including three first-overall selections (Patrick Kane, Erik Johnson and Rick DiPietro). Program alumni have also earned seven Stanley Cups, one Conn Smythe (Kane) and 22 NHL All-Star selections.

SOCHI SELECTIONS: The 2014 U.S. Olympic Men's Ice Hockey Team featured nine NTDP products - **Justin Faulk** (2008-10), **Cam Fowler** (2007-09), **Jimmy Howard** (2001-02), **Patrick Kane** (2004-06), **Ryan Kesler** (2000-02), **Phil Kessel** (2003-05), **Kevin Shattenkirk** (2005-07), **Ryan Suter** (2001-03) and **James van Riemsdyk** (2005-07). Since 2006, 15 National Team Development Program alumni have represented the United States in the Olympic Winter Games.

★ 14/15 SITUATIONALS

Overall Record	22-9-2
Home Record	7-1-0
Away Record	7-8-2
Neutral Record	8-0-0
Last 5 Games	1-3-1
Last 10 Games	5-4-1
Scoring 4+ Goals	21-5-0
Scoring 3 Goals	1-1-1
Scoring 2 Goals	0-3-1
Scoring 1 Goal	0-0-0
Allowing 1 or Fewer	11-0-0
Allowing 2 Goals	2-0-1
Allowing 3 Goals	5-1-1
Allowing 4+ Goals	4-8-0
Scoring First	13-1-0
Opponent Scoring First	9-8-2
Leading After 1 Period	12-0-0
Trailing After 1 Period	6-5-2
Tied After 1 Period	4-4-0
Leading After 2 Periods	16-0-0
Trailing After 2 Periods	3-8-0
Tied After 2 Periods	3-1-2
OT Record	3-0-2
Having 10-19 Shots	1-1-0
Having 20-29 Shots	3-6-0
Having 30-39 Shots	10-2-1
Having 40-49 Shots	6-0-1
Having 50+ Shots	2-0-0
Allowing 10-19 Shots	4-1-0
Allowing 20-29 Shots	12-4-1
Allowing 30-39 Shots	6-3-1
Allowing 40-49 Shots	0-1-0
Allowing 50+ Shots	0-0-0
Outshooting Opponent	19-3-2
Outshot By Opponent	3-6-0
Even Shots	0-0-0
September	6-1-0
October	3-4-1
November	10-0-0
December	3-3-1
January	0-1-0
February	0-0-0
March	0-0-0
April	0-0-0
vs. USHL	10-3-0
vs. NCAA	7-6-2
vs. International	4-0-0
vs. NAHL	1-0-0

★ 2014-15 TEAM USA ROSTER

No.	Name	Ht (cm)	Wt (kg)	DOB	S/C	Hometown	College Committed
GOALTENDERS (2)							
1	Michael Lackey	6-3 (191)	214 (97)	5/6/97	Left	Washington, D.C.	Harvard University (ECAC)
29	Luke Opilka	6-1 (185)	192 (87)	2/27/97	Left	St. Louis, Mo.	University of Wisconsin (B1G)
DEFENSEMEN (8)							
10	Nicholas Boka	6-1 (185)	197 (89)	9/8/97	Right	Plymouth, Mich.	University of Michigan (B1G)
15	Christian Evers	6-2 (188)	206 (93)	5/25/97	Left	Waukee, Iowa	University of North Dakota (NCHC)
4	Casey Fitzgerald	5-11 (180)	186 (84)	2/25/97	Right	North Reading, Mass.	Boston College (HEA)
22	Grant Gabriele	6-1 (185)	167 (76)	4/17/97	Right	Brighton, Mich.	Western Michigan University (NCHC)
3	Caleb Jones	6-0 (183)	194 (88)	6/6/97	Left	Frisco, Texas	
2	Joseph Masonius	6-0 (183)	180 (82)	2/17/97	Left	Spring Lake, N.J.	University of New Hampshire (HEA)
25	Charlie McAvoy	6-0 (183)	206 (93)	12/21/97	Right	Long Beach, N.Y.	Boston University (HEA)
24	Steven Ruggiero	6-3 (191)	200 (91)	1/1/97	Left	Kings Park, N.Y.	
FORWARDS (12)							
17	Jeremy Bracco	5-9 (175)	173 (78)	3/17/97	Right	Freeport, N.Y.	Boston College (HEA)
21	Christian Fischer	6-1 (185)	212 (96)	4/15/97	Right	Wayne, Ill.	University of Notre Dame (HEA)
16	Michael Floodstrand	5-11 (180)	175 (79)	1/6/97	Right	Hinsdale, Ill.	Harvard University (ECAC)
12	Jordan Greenway	6-5 (196)	222 (101)	2/16/97	Left	Potsdam, N.Y.	Boston University (HEA)
9	Luke Kunin	5-11 (180)	188 (85)	12/4/97	Right	Chesterfield, Mo.	University of Wisconsin (B1G)
19	Auston Matthews	6-2 (188)	194 (88)	9/17/97	Left	Scottsdale, Ariz.	
28	Jack Roslovic	6-1 (185)	182 (83)	1/29/97	Right	Columbus, Ohio	Miami University (NCHC)
23	Troy Terry	5-11 (180)	160 (73)	9/10/97	Right	Highlands Ranch, Colo.	University of Denver (NCHC)
20	Tage Thompson	6-2 (188)	160 (73)	10/30/97	Right	Oyster Bay, N.Y.	University of Connecticut (HEA)
7	Matthew Tkachuk	6-1 (185)	188 (85)	12/11/97	Left	St. Louis, Mo.	
11	Brendan Warren	6-0 (183)	191 (87)	5/7/97	Left	Carleton, Mich.	University of Michigan (B1G)
27	Colin White	6-0 (183)	183 (83)	1/30/97	Right	Hanover, Mass.	Boston College (HEA)

★ TEAM STAFF

Senior Director, Operations:	Scott Monaghan, Ho-Ho-Kus, N.J.
Director, Player Personnel:	Peter Ward, Andover, Mass.
Head Coach:	Don Granato, Downers Grove, Ill.
Assistant Coach:	Nick Fohr, Grand Forks, N.D.
Intern Assistant Coach:	J.D. Forrest, Auburn, N.Y.
Goaltending Coach:	Kevin Reiter, Pittsburgh, Pa.
Equipment Manager:	Jake Visser, Grand Rapids, Mich.
Athletic Trainer:	Jason Hodges, New Baltimore, Mich.

★ USA HOCKEY, INC.

President:	Ron DeGregorio, Salem, N.H.
Executive Director:	Dave Ogrean, Colorado Springs, Colo.
Asst. Executive Director, Hockey Operations:	Jim Johannson, Colorado Springs, Colo.
Vice President, International Council Chair:	Gavin Regan, Potsdam, N.Y.
Chairman of the Board:	Walter L. Bush, Jr., Naples, Fla.
Senior Director, Communications:	Dave Fischer, Colorado Springs, Colo.

★ ROSTER BREAKDOWN

BY STATE

NEW YORK (5): Bracco, Greenway, McAvoy, Ruggiero, Thompson
MICHIGAN (3): Boka, Gabriele, Warren
MISSOURI (3): Kunin, Opilka, Tkachuk
ILLINOIS (2): Fischer, Floodstrand
MASSACHUSETTS (2): Fitzgerald, White
ARIZONA (1): Matthews
COLORADO (1): Terry
DISTRICT OF COLUMBIA (1): Lackey
IOWA (1): Evers
NEW JERSEY (1): Masonius
OHIO (1): Roslovic
TEXAS (1): Jones

BY COLLEGE COMMITMENT

BOSTON COLLEGE (3): Bracco, Fitzgerald, White
BOSTON UNIVERSITY (2): Greenway, McAvoy
HARVARD UNIVERSITY (2): Floodstrand, Lackey
UNIVERSITY OF MICHIGAN (2): Boka, Warren
UNIVERSITY OF WISCONSIN (2): Kunin, Opilka
MIAMI UNIVERSITY (1): Roslovic
UNIVERSITY OF CONNECTICUT (1): Thompson
UNIVERSITY OF DENVER (1): Terry
UNIVERSITY OF NEW HAMPSHIRE (1): Masonius
UNIVERSITY OF NORTH DAKOTA (1): Evers
UNIVERSITY OF NOTRE DAME (1): Fischer
WESTERN MICHIGAN UNIVERSITY (1): Gabriele

OCT. 4, 2014 || OXFORD, OHIO

NTDP	3	NTDP	1	0	2	-	3
MIAMI	0	MIAMI	0	0	0	-	0

1ST: USA, Tkachuk (Bracco, White), 17:46.
2ND: None.
3RD: USA, Fitzgerald (Bracco, Masonius), 7:00; USA, Matthews (Greenway), 18:37 ppg.

NTDP		MIAMI
32	SHOTS	25
1-7	POWER PLAYS	0-3
Opilka W, 60:00, 25/25	GOALTENDERS	Williams L, 59:33, 29/32

LINE COMBOS

LEFT WINGS		CENTERS		RIGHT WINGS	
Donato	0-0=0	Roslovic	0-0=0	Kunin	0-0=0
Warren	0-0=0	Matthews	1-0=1	Fischer	0-0=0
Greenway	0-1=1	Thompson	0-0=0	Terry	0-0=0
Tkachuk	1-0=1	White	0-1=1	Bracco	0-2=2
LEFT DEFENSEMEN		**RIGHT DEFENSEMEN**		**GOALTENDERS**	
Jones	0-0=0	McAvoy	0-0=0	Opilka	9-10-6=25
Evers	0-0=0	Gabriele	0-0=0	Lackey	DNP
Ruggiero	0-0=0	Fitzgerald	1-0=1		
Masonius	0-1=1				

OCT. 6, 2014 || ANN ARBOR, MICH.

NTDP	4	NTDP	1	2	1	-	4
UMICH	7	UMICH	3	2	2	-	7

1ST: USA, Tkachuk (Bracco), 1:14; UMICH, Kile (Larkin, Hyman), 5:00; UMICH, Motte (Lohan, Nieves), 6:02; UMICH, Compher (Nieves), 19:30.
2ND: UMICH, Motte (unassisted), 5:37 ppg; USA, White (Tkachuk), 6:23; USA, Thompson (Greenway), 12:20; UMICH, Larkin (Hyman, Kile), 18:15 ppg.
3RD: USA, Matthews (unassisted), 0:16; UMICH, Selman (Martin, Shuart), 2:06; UMICH, Larkin (Hyman, Piazza), 9:17.

NTDP		MICH
18	SHOTS	41
0-5	POWER PLAYS	2-8
Opilka L, 60:00, 34/41	GOALTENDERS	Nagelvoort W, 40:00, 9/12 Racine ND, 20:00, 5/6

LINE COMBOS

LEFT WINGS		CENTERS		RIGHT WINGS	
Donato	0-0=0	Roslovic	0-0=0	Kunin	0-0=0
Warren	0-0=0	Matthews	1-0=1	Fischer	0-0=0
Greenway	0-1=1	Thompson	1-0=1	Terry	0-0=0
Tkachuk	1-1=2	White	1-0=1	Bracco	0-1=1
LEFT DEFENSEMEN		**RIGHT DEFENSEMEN**		**GOALTENDERS**	
Jones	0-0=0	McAvoy	0-0=0	Opilka	5-8-21=34
Evers	0-0=0	Gabriele	0-0=0	Lackey	DNP
Masonius	0-0=0	Fitzgerald	0-0=0		
Ruggiero	0-0=0				

OCT. 16, 2014 || PROVIDENCE, R.I.

NTDP	3	NTDP	0	2	1	0	3
PC	3	PC	2	0	1	0	3

1ST: PC, Mauermann (Luke), 9:27; PC, Pinho (MacPhee, Rooney), 19:54.
2ND: USA, Terry (Fischer, Warren), 6:35; USA, Fitzgerald (Thompson, Kunin), 18:28.
3RD: USA, Bracco (Matthews, Tkachuk), 9:58 ppg; PC, Demopoulos (Mauermann), 12:44.
OT: None.

NTDP		PC
41	SHOTS	36
1-4	POWER PLAYS	0-4
Lackey T, 65:00, 33/36	GOALTENDERS	Ellis T, 65:00, 38/41

LINE COMBOS

LEFT WINGS		CENTERS		RIGHT WINGS	
Tkachuk	0-1=1	Kunin	0-1=1	Bracco	1-0=1
Greenway	0-0=0	Matthews	0-1=1	Thompson	0-1=1
Donato	0-0=0	Roslovic	0-0=0	Floodstrand	0-0=0
Warren	0-1=1	Terry	1-0=1	Fischer	0-1=1
LEFT DEFENSEMEN		**RIGHT DEFENSEMEN**		**GOALTENDERS**	
Jones	0-0=0	McAvoy	0-0=0	Lackey	8-16-4-5=33
Evers	0-0=0	Gabriele	0-0=0	Opilka	DNP
Masonius	0-0=0	Fitzgerald	1-0=1		
Ruggiero	0-0=0				

OCT. 18, 2014 || BOSTON, MASS.

NTDP	4	NTDP	1	2	1	-	4
BU	6	BU	1	3	2	-	6

1ST: BU, O'Regan (Oksanen, Eichel), 14:51; USA, Bracco (Matthews, McAvoy), 17:14 ppg.
2ND: BU, Rodrigues (Hohmann), 0:34; BU, Eichel (O'Regan, Fortunato), 3:41; BU, Eichel (unassisted), 4:43 ppg; USA, Matthews (Tkachuk, Bracco), 6:21 ppg; USA, Matthews (Tkachuk, Bracco), 12:37.
3RD: BU, Oksanen (O'Regan, Somerby), 11:21; USA, Fischer (unassisted), 16:16; BU, Piccinich (unassisted), 19:07 eng.

NTDP		BU
24	SHOTS	31
2-3	POWER PLAYS	1-3
Opilka L, 58:53, 25/30	GOALTENDERS	LaCouvee W, 60:00, 20/24

LINE COMBOS

LEFT WINGS		CENTERS		RIGHT WINGS	
Tkachuk	0-2=2	Matthews	2-1=3	Bracco	1-2=3
Greenway	0-0=0	Kunin	0-0=0	Thompson	0-0=0
Warren	0-0=0	Terry	0-0=0	Fischer	1-0=1
Donato	0-0=0	Roslovic	0-0=0	Floodstrand	0-0=0
LEFT DEFENSEMEN		**RIGHT DEFENSEMEN**		**GOALTENDERS**	
Jones	0-0=0	McAvoy	0-1=1	Opilka	7-10-8=25
Evers	0-0=0	Gabriele	0-0=0	Lackey	DNP
Masonius	0-0=0	Fitzgerald	0-0=0		
Ruggiero	0-0=0				

OCT. 24, 2014 || ITHACA, N.Y.

NTDP	0	1	1	-	2
CU	1	1	1	-	3

1ST: CU, Tiitinen (Fiegl), 17:29.
2ND: CU, Fiegl (Dias, Tiitinen), 10:32; USA, Thompson (Warren, McAvoy), 15:43.
3RD: USA, Bracco (Jones, Tkachuk), 0:58; CU, Lowry (Bardreau), 13:26.

NTDP		CU
28	SHOTS	21
0-4	POWER PLAYS	0-2
Lackey L, 59:48, 18/21	GOALTENDERS	Gillam W, 60:00, 26/28

LINE COMBOS

LEFT WINGS		CENTERS		RIGHT WINGS	
Tkachuk	0-1=1	Matthews	0-0=0	Bracco	1-0=1
Greenway	0-0=0	Roslovic	0-0=0	Floodstrand	0-0=0
Warren	0-1=1	Terry	0-0=0	Fischer	0-0=0
		Thompson	1-0=1	Kunin	0-0=0
LEFT DEFENSEMEN		**RIGHT DEFENSEMEN**		**GOALTENDERS**	
Jones	0-1=1	McAvoy	0-1=1	Lackey	3-10-5=18
Evers	0-0=0	Gabriele	0-0=0	Opilka	DNP
Masonius	0-0=0	Fitzgerald	0-0=0		
Ruggiero	0-0=0				

OCT. 25, 2014 || OSWEGO, N.Y.

NTDP	2	0	1	-	3
OSU N.Y.	2	2	1	-	5

1ST: OSU, Davies (Smith), 4:26; USA, Warren (Fischer), 7:26; OSU, Galati (Timpano, Adams), 13:55 ppg; USA, Gabriele (Bracco), 19:31.
2ND: OSU, Galati (Davies, Carr), 13:31; OSU, Adams (Raguseo), 18:49.
3RD: USA, Masonius (Bracco), 7:28; OSU, Davies (Adams, Federow), 13:15 shg.

NTDP		OSU
33	SHOTS	16
0-2	POWER PLAYS	1-1
Opilka L, 60:00, 11/16	GOALTENDERS	Zawadzki W, 40:00, 13/15 Gilbert ND, 20:00, 17/18

LINE COMBOS

LEFT WINGS		CENTERS		RIGHT WINGS	
Tkachuk	0-0=0	Matthews	0-0=0	Bracco	0-2=2
Greenway	0-0=0	Roslovic	0-0=0	Floodstrand	0-0=0
Warren	1-0=1	Terry	0-0=0	Fischer	0-1=1
		Thompson	0-0=0	Kunin	0-0=0
LEFT DEFENSEMEN		**RIGHT DEFENSEMEN**		**GOALTENDERS**	
Jones	0-0=0	McAvoy	0-0=0	Opilka	6-4-1=11
Evers	0-0=0	Gabriele	1-0=1	Lackey	DNP
Masonius	1-0=1	Fitzgerald	0-0=0		
Ruggiero	0-0=0				

NOV. 21, 2014 || MINNEAPOLIS, MINN.

NTDP	0	2	2	1	5
MINN	2	1	1	0	4

1ST: MINN, Glover (Lettieri), 13:40; MINN, R. Reilly (Isackson, Marshall), 15:42.
2ND: USA, Jones (Warren, Bracco), 3:36; USA, Matthews (Tkachuk, Roslovic), 6:06; MINN, Johnson (Rau), 13:09.
3RD: USA, Masonius (Terry, Matthews), 7:02; MINN, Rau (Bristedt, Warning), 16:05; USA, Tkachuk (Masonius), 18:30.
OT: USA, Matthews (Tkachuk), 3:27.

NTDP		MINN
40	SHOTS	29
0-2	POWER PLAYS	0-3
Opilka W, 63:27, 25/29	GOALTENDERS	Lehr L, 63:27, 35/40

LINE COMBOS

LEFT WINGS		CENTERS		RIGHT WINGS	
Warren	0-1=1	Terry	0-1=1	Floodstrand	0-0=0
Kunin	0-0=0	White	0-0=0	Bracco	0-1=1
Tkachuk	1-2=3	Matthews	2-1=3	Roslovic	0-1=1
		Thompson	0-0=0	Fischer	0-0=0
LEFT DEFENSEMEN		**RIGHT DEFENSEMEN**		**GOALTENDERS**	
Masonius	1-1=2	Fitzgerald	0-0=0	Opilka	8-6-9-2=25
Evers	0-0=0	Boka	0-0=0	Lackey	DNP
Jones	1-0=1	Ruggiero	0-0=0		
Gabriele	0-0=0	McAvoy	0-0=0		

NOV. 22, 2014 || MINNEAPOLIS, MINN.

NTDP	1	4	1	-	6
AUG	1	0	0	-	1

1ST: USA, Thompson (Matthews), 3:02; AUG, McClellan (Meier, Hesse), 4:48.
2ND: USA, Matthews (Thompson, Gabriele), 4:16; USA, Matthews (Thompson), 8:49; USA, Fischer (Terry, Warren), 10:34; USA, White (Bracco, Kunin), 12:07.
3RD: USA, Matthews (Roslovic, McAvoy), 4:58 shg.

NTDP		AUG
38	SHOTS	22
0-0	POWER PLAYS	0-3
Lackey W, 60:00, 21/22	GOALTENDERS	Williams L, 59:33, 29/32

LINE COMBOS

LEFT WINGS		CENTERS		RIGHT WINGS	
Tkachuk	0-0=0	Matthews	3-1=4	Roslovic	0-1=1
Kunin	0-1=1	White	1-0=1	Bracco	0-1=1
Warren	0-1=1	Terry	0-1=1	Floodstrand	0-0=0
		Thompson	1-2=3	Fischer	1-0=1
LEFT DEFENSEMEN		**RIGHT DEFENSEMEN**		**GOALTENDERS**	
Gabriele	0-1=1	McAvoy	0-1=1	Lackey	7-7-7=21
Evers	0-0=0	Boka	0-0=0	Opilka	DNP
Jones	0-0=0	Ruggiero	0-0=0		
Masonius	0-0=0	Fitzgerald	0-0=0		

NOV. 29, 2014 || ANN ARBOR, MICH.

NTDP	2	3	2	-	7
NEU	1	0	0	-	1

1ST: USA, Tkachuk (Roslovic, Masonius), 6:26; USA, Roslovic (Tkachuk, Masonius), 6:45; NEU, Bournazos (Luiten, Rogers), 18:12.
2ND: USA, Terry (Warren, Fischer), 0:39; USA, Fischer (Tkachuk, Terry), 16:02; USA, Tkachuk (Gabriele, Thompson), 16:54.
3RD: USA, Fischer (Kunin), 3:23; USA, Masonius (Terry), 12:42.

NTDP		NEU
41	SHOTS	20
0-4	POWER PLAYS	0-3
Opilka W, 60:00, 19/20	GOALTENDERS	Gibney L, 52:42, 33/39 LeFebvre ND, 7:18, 1/1

LINE COMBOS

LEFT WINGS		CENTERS		RIGHT WINGS	
Tkachuk	2-2=4	Thompson	0-1=1	Roslovic	1-1=2
Kunin	0-1=1	White	0-0=0	Bracco	0-0=0
Warren	0-1=1	Terry	1-2=3	Fischer	2-1=3

LEFT DEFENSEMEN		RIGHT DEFENSEMEN		GOALTENDERS	
Masonius	1-2=3	Gabriele	0-1=1	Opilka	3-8-8=19
Evers	0-0=0	Boka	0-0=0	Lackey	DNP
Jones	0-0=0	Ruggiero	0-0=0		

NOV. 30, 2014 || ANN ARBOR, MICH.

NTDP	1	2	2	-	5
UWSP	1	1	0	-	2

1ST: UWSP, Henegar (Sharkey), 10:30 ppg; USA, Terry (Kunin, McAvoy), 19:37.
2ND: USA, Matthews (Roslovic, Tkachuk), 1:13; USA, Matthews (Roslovic, McAvoy), 10:07; UWSP, Kalisz (unassisted), 16:33.
3RD: USA, Tkachuk (Matthews, Roslovic), 6:56; USA, Kunin (Bracco), 14:07.

NTDP		UWSP
38	SHOTS	30
0-2	POWER PLAYS	1-2
Lackey W, 60:00, 28/30	GOALTENDERS	Jaeger L, 60:00, 33/38

LINE COMBOS

LEFT WINGS		CENTERS		RIGHT WINGS	
Tkachuk	1-1=2	Matthews	2-1=3	Roslovic	0-3=3
Floodstrand	0-0=0	Thompson	0-0=0	Bracco	0-1=1
Warren	0-0=0	Terry	1-0=1	Fischer	0-0=0
		Kunin	1-1=2		

LEFT DEFENSEMEN		RIGHT DEFENSEMEN		GOALTENDERS	
Masonius	0-0=0	Fitzgerald	0-0=0	Lackey	9-9-10=28
Gabriele	0-0=0	McAvoy	0-2=2	Opilka	DNP
Evers	0-0=0	Boka	0-0=0		
Jones	0-0=0	Ruggiero	0-0=0		

DEC. 12, 2014 || MADISON, WIS.

NTDP	0	0	4	-	4
UW	1	0	0	-	1

1ST: UW, Paape (unassisted), 2:48.
2ND: No scoring.
3RD: USA, Tkacuk (Roslovic), 3:39; USA, Matthews (McAvoy, Gabriele), 10:33 ppg; USA, Kunin (Bracco, Greenway), 17:16; USA, Matthews (Greenway), 18:59 eng.

NTDP		UW
34	SHOTS	18
1-4	POWER PLAYS	0-3
Opilka W, 60:00, 17/18	GOALTENDERS	Rumpel L, 58:54, 30/33

LINE COMBOS

LEFT WINGS		CENTERS		RIGHT WINGS	
Tkachuk	1-0=1	Matthews	2-0=2	Roslovic	0-1=1
Warren	0-0=0	Terry	0-0=0	Fischer	0-0=0
Greenway	0-2=2	Kunin	1-0=1	Bracco	0-1=1
Floodstrand	0-0=0	Thompson	0-0=0	Gabriele	0-1=1

LEFT DEFENSEMEN		RIGHT DEFENSEMEN		GOALTENDERS	
Fitzgerald	0-0=0	McAvoy	0-0=1	Opilka	8-6-3=17
Jones	0-0=0	Ruggiero	0-0=0	Lackey	DNP
Evers	0-0=0	Boka	0-0=0		
Masonius	0-0=0				

DEC. 27, 2014 || COLORADO SPRINGS, COLO.

NTDP	0	1	1	-	2
CC	1	0	1	-	2

1ST: CC, Jared Hanson (Heil, Wamsganz), 19:39.
2ND: USA, Fischer (Warren, Fitzgerald), 2:19 ppg.
3RD: CC, Rothstein (Bradley, Slavin), 9:59 ppg; Roslovic (Tkachuk, Kunin), 18:10.

NTDP		CC
37	SHOTS	23
1-6	POWER PLAYS	1-3
Lackey T, 65:00, 21/23	GOALTENDERS	Marble T, 65:00, 35/37

LINE COMBOS

LEFT WINGS		CENTERS		RIGHT WINGS	
Tkachuk	0-1=1	Kunin	0-1=1	Roslovic	1-0=1
Greenway	0-0=0	White	0-0=0	Bracco	0-0=0
Warren	0-1=1	Terry	0-0=0	Fischer	1-0=1
Bachman	0-0=0	Thompson	0-0=0	Floodstrand	0-0=0

LEFT DEFENSEMEN		RIGHT DEFENSEMEN		GOALTENDERS	
Masonius	0-0=0	McAvoy	0-0=0	Lackey	8-5-6=21
Fitzgerald	0-1=1	Boka	0-0=0	Opilka	DNP
Evers	0-0=0	Ruggiero	0-0=0		
Jones	0-0=0	Gabriele	0-0=0		



DEC. 28, 2014 || COLORADO SPRINGS, COLO.

NTDP	1	2	1	-	4
CC	3	3	2	-	8

1ST: CC, Rothstein (Gerdes), 4:40; CC, Wamsganz (Hanson, Heil), 8:53; CC, Slavin (Kivihalme, Rothstein), 11:41 ppg; USA, Tkachuk (unassisted), 13:48.
2ND: USA, Tkachuk (Fitzgerald, Kunin), 0:27; CC, Fejes (unassisted), 5:33; USA, Masonius (White), 7:52; CC, Hansen (Wamsganz, Slavin), 8:50 ppg; CC, Harstad (unassisted), 18:38 ppg.
3RD: CC, Heil (Fejes), 1:56; CC, Taft (Fejes, Aman), 10:08, ppg; USA, Terry (Fitzgerald), 12:34.

NTDP		CC
27	SHOTS	29
0-2	POWER PLAYS	4-8

Opilka ND, 11:41, 0/3 Lackey L, 48:19, 21/26	GOALTENDERS	Perry W, 60:00, 23/27

LINE COMBOS

LEFT WINGS		CENTERS		RIGHT WINGS	
Tkachuk	2-0=2	Kunin	0-1=1	Roslovic	0-0=0
Floodstrand	0-0=0	White	0-1=1	Bracco	0-0=0
Warren	0-0=0	Terry	1-0=1	Fischer	0-0=0
Bachman	0-0=0	Thompson	0-0=0		
LEFT DEFENSEMEN		**RIGHT DEFENSEMEN**		**GOALTENDERS**	
Masonius	1-0=1	McAvoy	0-0=0	Opilka	0-x-x=0
Fitzgerald	0-2=2	Boka	0-0=0	Lackey	5-7-9=21
Evers	0-0=0	Ruggiero	0-0=0		
Jones	0-0=0	Gabriele	0-0=0		



JAN. 3, 2014 || GRAND FORKS, N.D.

NTDP	1	0	1	-	2
UND	1	1	5	-	7

1ST: UND, Poolman (J. Schmaltz, MacMillan), 18:18 ppg; USA, Roslovic (Tkachuk), 19:10.
2ND: UND, J. Schmaltz (O'Donnell, Johnson), 12:02.
3RD: UND, Parks (unassisted), 0:13 shg; UND, Johnson (LaDue, Caggiula), 0:53; UND, Caggiula (Murphy), 2:55; USA, McAvoy (Tkachuk), 8:37 ppg; UND, Parks (MacMillan, O'Donnell), 11:07; UND, Poganski (Panzarella, Simonson), 17:40.

NTDP		UND
26	SHOTS	27
1-8	POWER PLAYS	1-3

Opilka L, 60:00, 20/27	GOALTENDERS	McIntyre W, 29:41, 7/8 Johnson ND, 26:47, 12/13 Hrynkiw ND, 3:32, 5/5

LINE COMBOS

LEFT WINGS		CENTERS		RIGHT WINGS	
Tkachuk	0-2=2	Kunin	0-0=0	Roslovic	1-0=1
Floodstrand	0-0=0	Terry	0-0=0	Fischer	0-0=0
Gersich	0-0=0	Thompson	0-0=0	Gabriele	0-0=0
Warren	0-0=0	White	0-0=0	Bracco	0-0=0
LEFT DEFENSEMEN		**RIGHT DEFENSEMEN**		**GOALTENDERS**	
Evers	0-0=0	Boka	0-0=0	Opilka	8-5-7=20
Masonius	0-0=0	Fitzgerald	0-0=0	Lackey	DNP
Jones	0-0=0	McAvoy	1-0=1		
Ruggiero	0-0=0				

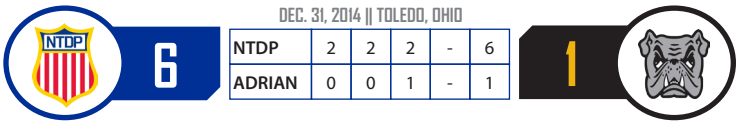

DEC. 31, 2014 || TOLEDO, OHIO

NTDP	2	2	2	-	6
ADRIAN	0	0	1	-	1

1ST: USA, Floodstrand (Fischer, Masonius), 8:12 ppg; USA, Warren (Bracco, White), 14:17 ppg.
2ND: USA, Terry (unassisted), 6:21 shg; USA, Fischer (Terry, Floodstrand), 10:16 ppg.
3RD: AC, Gieseler (unassisted), 1:18 ppg; USA, Masonius (Terry, Fischer), 2:51; USA, Tkachuk (Fitzgerald, Roslovic), 12:55.

NTDP		AC
27	SHOTS	18
3-6	POWER PLAYS	1-5

Lackey W, 60:00, 17/18	GOALTENDERS	Kelley L, 20:00, 10/12 Hamby ND, 20:00, 7/9 Shackell ND, 20:00, 4/6

LINE COMBOS

LEFT WINGS		CENTERS		RIGHT WINGS	
Tkachuk	1-0=1	Kunin	0-0=0	Roslovic	0-1=1
Warren	1-0=1	White	0-1=1	Bracco	0-1=1
Floodstrand	1-1=2	Terry	1-2=3	Fischer	1-2=3
		Thompson	0-0=0		
LEFT DEFENSEMEN		**RIGHT DEFENSEMEN**		**GOALTENDERS**	
Masonius	1-1=2	McAvoy	0-0=0	Lackey	4-5-8=17
Fitzgerald	0-1=1	Boka	0-0=0	Opilka	DNP
Evers	0-0=0	Ruggiero	0-0=0		
		Gabriele	0-0=0		

★ 2014-15 INDIVIDUAL STATISTICS

No.	NAME	GP	G	A	PTS	PIM	PPG	SHG	GWG	AVG PTS
19	Auston Matthews	27	24	25	49	8	4	2	4	1.81
17	Jeremy Bracco	32	12	35	47	4	2	0	2	1.47
7	Matthew Tkachuk	33	20	22	42	77	2	1	2	1.27
21	Christian Fischer	33	16	15	31	8	3	0	1	0.94
28	Jack Roslovic	33	8	22	30	14	1	0	2	0.91
11	Brendan Warren	32	13	12	25	37	5	1	3	0.78
9	Luke Kunin	33	12	11	23	14	2	0	0	0.70
27	Colin White	23	10	12	22	16	3	0	1	0.96
23	Troy Terry	33	7	14	21	2	1	1	0	0.64
2	Joe Masonius	33	6	11	17	54	0	0	1	0.52
12	Jordan Greenway	22	2	15	17	32	0	0	0	0.77
20	Tage Thompson	31	7	7	14	8	1	0	1	0.45
4	Casey Fitzgerald	26	4	8	12	45	1	0	0	0.46
3	Caleb Jones	32	2	9	11	20	0	0	0	0.34
25	Charlie McAvoy	30	3	9	12	33	3	0	1	0.40
16	Michael Floodstrand	25	4	6	10	10	1	0	0	0.40
22	Grant Gabriele	33	3	7	10	4	1	0	0	0.30
24	Steven Ruggiero	33	0	7	7	32	0	0	0	0.21
15	Christian Evers	33	2	4	6	32	0	0	1	0.18
10	Nick Boka	25	2	1	3	41	0	1	1	0.12

No.	Name	GP	MIN	W	L	T	SVS	SV%	GA	GAA	SO
1	Michael Lackey	17	953:46	10	4	2	363	.881	49	3.08	0
29	Luke Opilka	19	1,046:51	12	5	0	400	.879	55	3.15	2

★ CAREER INDIVIDUAL STATISTICS

No.	NAME	GP	G	A	PTS	PIM	PPG	SHG	GWG	AVG PTS
17	Jeremy Bracco	86	28	93	121	24	4	1	5	1.41
19	Auston Matthews	71	48	50	98	18	7	2	6	1.38
27	Colin White	77	44	45	89	97	9	4	2	1.16
7	Matthew Tkachuk	86	33	43	76	118	6	2	3	0.88
21	Christian Fischer	87	35	38	73	33	5	3	5	0.84
11	Brendan Warren	85	27	38	65	102	5	1	3	0.76
9	Luke Kunin	85	32	30	62	49	8	0	2	0.73
28	Jack Roslovic	87	21	40	61	44	7	0	3	0.70
12	Jordan Greenway	74	18	40	58	148	3	0	0	0.78
25	Charlie McAvoy	84	10	21	31	93	4	0	3	0.37
16	Michael Floodstrand	65	13	15	28	22	2	2	1	0.43
3	Caleb Jones	84	3	23	26	110	1	0	0	0.31
2	Joe Masonius	72	6	19	25	108	0	0	1	0.35
4	Casey Fitzgerald	78	7	16	23	88	1	2	0	0.29
10	Nick Boka	77	8	14	22	181	1	1	2	0.29
23	Troy Terry	33	7	14	21	2	1	1	0	0.64
22	Grant Gabriele	59	6	15	21	8	1	0	0	0.36
15	Christian Evers	81	6	14	20	60	0	0	2	0.25
20	Tage Thompson	31	7	7	14	8	1	0	1	0.45
24	Steven Ruggiero	33	0	7	7	32	0	0	0	0.21

No.	Name	GP	MIN	W	L	T	SVS	SV%	GA	GAA	SO
1	Michael Lackey	51	2,661	25	17	2	1,023	.873	149	3.36	0
29	Luke Opilka	50	2,469	26	15	0	948	.871	141	3.43	2

★ MULTI-POINT GAMES

PLAYER	G-A=PTS	DATE/OPPONENT
Bracco	2-0=2	9/6 vs. LIN
	1-2=3	9/16 vs. CR
	0-3=3	9/17 vs. YNG
	1-1=2	9/28 vs. MUS
	0-2=2	10/4 vs. MIAMI
	2-2=4	10/10 vs. YNG
	1-2=3	10/18 vs. BU
	0-2=2	10/25 vs. OSU
	1-2=3	11/5 vs. SWE
	1-4=5	11/7 vs. FIN
	0-2=2	11/8 vs. SUI
	1-1=2	11/14 vs. BLM
	0-2=2	11/16 vs. MUS
Fischer	2-2=4	9/13 vs. MICH
	1-1=2	9/16 vs. CR
	0-2=2	10/29 vs. MUS
	1-1=2	11/16 vs. MUS
	2-1=3	11/29 vs. NEU
	2-1=3	12/19 vs. YNG
	1-2=3	12/31 vs. AC
Fitzgerald	1-1=2	9/17 vs. YNG
	0-2=2	12/28 vs. CC
Floodstrand	0-3=3	9/6 vs. LIN
	1-1=2	11/16 vs. MUS
	1-1=2	12/31 vs. AC
Greenway	0-2=2	9/16 vs. CR
	0-2=2	10/10 vs. YNG
	0-2=2	11/8 vs. SUI
	1-1=2	11/16 vs. MUS
	0-2=2	12/12 vs. UW
Jones	0-2=2	9/17 vs. YNG
	1-1=2	11/14 vs. BLM
Kunin	2-0=2	9/28 vs. MUS
	1-1=2	11/7 vs. FIN
	1-1=2	11/30 vs. UWSP
McAvoy	0-2=2	9/16 vs. CR
	0-2=2	11/30 vs. UWSP
Masonius	1-1=2	9/16 vs. CR
	1-1=2	11/21 vs. UMN
	1-2=3	11/29 vs. NEU
	1-1=2	12/31 vs. AC
Matthews	1-2=3	9/13 vs. MICH
	1-2=3	9/16 vs. CR
	0-2=2	9/27 vs. YNG
	0-2=2	10/10 vs. YNG
	2-1=3	10/18 vs. BU
	2-1=3	10/29 vs. MUS
	1-1=2	11/7 vs. FIN
	0-3=3	11/8 vs. SUI
	2-2=4	11/9 vs. SWE
	1-2=3	11/16 vs. MUS
	2-1=3	11/21 vs. UMN
	3-1=4	11/22 vs. AUG
	2-1=3	11/30 vs. UWSP
	2-0=2	12/12 vs. UW
	2-0=2	12/5 vs. YNG
Roslovic	0-2=2	11/7 vs. FIN
	3-0=3	11/8 vs. SUI
	1-2=3	11/9 vs. SWE
	0-2=2	11/16 vs. MUS
	1-1=2	11/29 vs. NEU
	0-3=3	11/30 vs. UWSP
	0-2=2	12/5 vs. YNG
Ruggiero	0-2=2	9/6 vs. LIN
Terry	1-1=2	11/7 vs. FIN
	1-2=3	11/29 vs. NEU
	0-2=2	12/5 vs. YNG
	1-2=3	12/31 vs. AC
Thompson	0-2=2	11/16 vs. MUS
	1-2=3	11/22 vs. AUG
Tkachuk	1-1=2	9/5 vs. MUS
	2-1=3	9/16 vs. CR
	2-0=2	9/17 vs. YNG
	1-1=2	10/6 vs. UMICH
	0-2=2	10/10 vs. YNG
	0-2=2	10/18 vs. BU
	1-1=2	10/29 vs. MUS
	0-2=2	11/9 vs. SWE
	1-2=3	11/21 vs. UMN
	2-2=4	11/29 vs. NEU
	1-1=2	11/30 vs. UWSP
	2-0=2	12/28 vs. CC
	0-2=2	1/3 vs. UND
Warren	2-0=2	9/5 vs. MUS
	2-1=3	9/16 vs. CR
	2-1=3	11/7 vs. FIN
	2-1=3	11/16 vs. MUS
	1-1=2	12/5 vs. YNG
White	2-0=2	9/16 vs. CR
	1-2=3	9/17 vs. YNG
	0-3=3	11/7 vs. FIN
	2-0=2	11/8 vs. SUI
	1-1=2	11/9 vs. SWE

★ MULTI-GOAL GAMES

PLAYER	G-A=PTS	DATE/OPPONENT
Bracco	2-0=2	9/6 vs. LIN
	2-2=4	10/10 vs. YNG
Fischer	2-2=4	9/13 vs. MICH
	2-1=3	11/29 vs. NEU
	2-1=3	12/19 vs. YNG
Kunin	2-0=2	9/28 vs. MUS
Matthews	2-1=3	10/18 vs. BU
	2-1=3	10/29 vs. MUS
	2-2=4	11/9 vs. SWE
	2-1=3	11/21 vs. UMN
	3-1=4	11/22 vs. AUG
	2-1=3	11/30 vs. UWSP
	2-0=2	12/5 vs. YNG
	2-0=2	12/12 vs. UW
Roslovic	3-0=3	11/8 vs. SUI
Tkachuk	2-1=3	9/16 vs. CR
	2-0=2	9/17 vs. YNG
	2-2=4	11/29 vs. NEU
	2-0=2	12/28 vs. CC
Warren	2-0=2	9/5 vs. MUS
	2-1=3	9/16 vs. CR
	2-1=3	11/7 vs. FIN
	2-1=3	11/16 vs. MUS
White	2-0=2	9/16 vs. CR
	2-0=2	11/8 vs. SUI

★ SHUTOUTS

PLAYER	SAVES	DATE/OPPONENT
Opilka	15	9/13 vs. MICH
	25	10/4 vs. MIAMI

★ RECORD WHEN SCORING

PLAYER	GAMES SCORED IN	USA RECORD
2 - Masonius	6	4-2-0
3 - Jones	2	2-0-0
4 - Fitzgerald	4	3-0-1
7 - Tkachuk	16	14-2-0
9 - Kunin	11	9-2-0
10 - Boka	2	1-1-0
11 - Warren	9	8-1-0
12 - Greenway	2	2-0-0
15 - Evers	2	2-0-0
16 - Floodstrand	4	3-1-0
17 - Bracco	10	6-3-1
19 - Matthews	15	13-2-0
20 - Thompson	7	5-2-0
21 - Fischer	13	9-3-1
22 - Gabriele	3	2-1-0
23 - Terry	7	5-1-1
24 - Ruggiero	0	N/A
25 - McAvoy	3	2-1-0
27 - White	8	7-1-0
28 - Roslovic	6	4-1-1

NCAA STATISTICS

NAME	GP	G	A	PTS	PIM	PPG	SHG	GWG
Matthew Tkachuk	15	10	13	23	12	0	0	1
Auston Matthews	10	13	5	17	0	3	1	4
Jeremy Bracco	15	3	12	15	4	2	0	0
Christian Fischer	15	6	5	11	4	2	0	0
Troy Terry	15	5	6	11	0	0	1	0
Jack Roslovic	15	3	8	11	6	0	0	1
Joseph Masonius	15	5	5	10	14	0	0	0
Luke Kunin	15	2	6	8	4	0	0	0
Brendan Warren	15	2	6	8	4	1	0	1
Tage Thompson	15	3	4	7	4	0	0	0
Charlie McAvoy	14	1	6	7	6	1	0	0
Casey Fitzgerald	14	2	4	6	0	0	0	0
Colin White	9	2	3	5	10	0	0	0
Grant Gabriele	15	1	3	4	4	0	0	0
Jordan Greenway	8	0	4	4	4	0	0	0
Michael Floodstrand	12	1	1	2	6	1	0	0
Caleb Jones	14	1	1	2	4	0	0	0
Nick Boka	9	0	0	0	0	0	0	0
Christian Evers	15	0	0	0	16	0	0	0
Steven Ruggiero	15	0	0	0	16	0	0	0

NAME	GPI	MIN	W	L	T	SVS	GA	SV%	GAA
Michael Lackey	7	418:07	3	2	2	159	17	.903	2.44
Luke Opilka	9	492:01	4	4	0	176	33	.842	4.02

TEAM LEADERS

Goals ..... Matthews (13), Tkachuk (10), Fischer (6), Two Tied (5)
Assists ..... Tkachuk (13), Bracco (12), Roslovic (8), Four Tied (6)
Points ..... Tkauchuk (23), Matthews (17), Bracco (15), Three Tied (11)
Power-Play Goals ..... Matthews (3), Bracco (2), Fischer (2), Three Tied (1)
Shorthanded Goals ..... Matthews (1), Terry (1)
Game-Winning Goals ..... Matthews (4), Roslovic (1), Tkachuk (1), Warren (1)
Penalty Minutes ..... Evers (16), Ruggiero (16), Masonius (14)
Wins ..... Opilka (4)
Goals-Against Average ..... Lackey (2.44)
Save Percentage ..... Lackey (.903)

SPECIAL TEAMS

POWER PLAY

	G	Att	%
Overall:	10	59	16.9
Home:	0	6	0.0
Away:	10	53	18.9

PENALTY KILL

	GA	Att	%
Overall:	12	54	77.8
Home:	1	5	80.0
Away:	11	49	77.6

SITUATIONALS

Overall Record 7-6-2
Home Record 2-0-0
Away Record 5-6-2

Last 5 Games 2-2-1
Last 10 Games: 6-3-1

1-Goal Games 1-1-0
2-Goal Games 0-2-0
Scoring 4+ Goals 6-3-0
Scoring 3 Goals 1-1-1
Scoring 2 Goals 0-2-1
Scoring 1 Goal 0-0-0
Allowing 1 or Fewer 5-0-0
Allowing 2 Goals 1-0-1
Allowing 3 Goals 0-1-1
Allowing 4+ Goals 1-5-0

Scoring First 4-1-0
Opponent Scoring First 3-5-2
Leading After 1 Period 3-0-0
Trailing After 1 Period 2-3-2
Tied After 1 Period 2-3-0
Leading After 2 Periods 5-0-0
Trailing After 2 Periods 2-6-0
Tied After 2 Periods 0-0-2
OT Record 1-0-2

Having 10-19 Shots 0-1-0
Having 20-29 Shots 1-4-0
Having 30-39 Shots 4-1-1
Having 40+ Shots 2-0-1
Allowing 10-19 Shots 2-1-0
Allowing 20-29 Shots 4-3-1
Allowing 30-39 Shots 1-1-1
Allowing 40+ Shots 0-1-0
Outshooting Opponent 7-2-2
Outshot By Opponent 0-4-0
Even Shots 0-0-0

October 1-4-1
November 4-0-0
December 2-1-1
January 0-1-0

vs. NCAA Division I 3-5-2
vs. NCAA Division III 4-1-0

	FOR	AGAINST
5 on 5:	46	36
5 on 4:	10	2
5 on 3:	0	0
4 on 4:	1	0
4 on 3:	0	0
3 on 3:	0	0
3 on 4:	0	0
3 on 5:	0	1
4 on 5:	2	11
Empty Net:	1	1
Penalty Shot:	0	0
Total:	60	53

★INDIVIDUAL GAME-BY-GAME

	1 - LACKEY	2 - MASONIUS	3 - JONES	4 - FITZGERALD	7 - TKACHUK	9 - KUNIN	10 - BOKA	11 - WARREN	12 - GREENWAY	15 - EVERS	16 - FLOODSTRAND
9/5 vs. MUS	DNP	0-0=0	0-0=0	0-0=0	1-1=2	1-0=1	0-0=0	2-0=2	DNP	0-0=0	0-0=0
9/6 vs. LIN	W, 60:00, 24/25	0-0=0	0-0=0	0-0=0	0-0=0	1-0=1	0-0=0	0-0=0	DNP	0-1=1	0-3=3
9/13 vs. MICH	DNP	0-0=0	0-1=1	DNP	1-0=1	0-1=1	0-0=0	0-1=1	1-0=1	0-0=0	DNP
9/16 vs. CR	W, 60:00, 25/30	1-1=2	0-1=1	0-0=0	2-1=3	0-1=1	0-0=0	2-1=3	0-2=2	0-0=0	DNP
9/17 vs. YNG	DNP	0-1=1	0-2=2	1-1=2	2-0=2	0-0=0	DNP	1-0=1	0-0=0	0-0=0	DNP
9/27 vs. YNG	DNP	0-0=0	0-1=1	DNP	1-0=1	1-0=1	1-0=1	0-0=0	0-0=0	0-1=1	DNP
9/28 vs. MUS	L, 58:29, 14/20	0-0=0	0-0=0	DNP	0-1=1	2-0=2	0-0=0	0-0=0	0-1=1	0-1=1	DNP
10/4 vs. MIAMI	DNP	0-1=1	0-0=0	1-0=1	1-0=1	0-0=0	DNP	0-0=0	0-1=1	0-0=0	DNP
10/6 vs. UMICH	DNP	0-0=0	0-0=0	0-0=0	1-1=2	0-0=0	DNP	0-0=0	0-1=1	0-0=0	DNP
10/10 vs. YNG	W, 60:00, 30/33	0-0=0	0-0=0	0-1=1	0-2=2	1-0=1	DNP	1-0=1	0-2=2	0-0=0	0-0=0
10/16 vs. PC	T, 65:00, 33/36	0-0=0	0-0=0	1-0=1	0-1=1	0-1=1	DNP	0-1=1	0-0=0	0-0=0	0-0=0
10/18 vs. BU	DNP	0-0=0	0-0=0	0-0=0	0-2=2	0-0=0	DNP	0-0=0	0-0=0	0-0=0	0-0=0
10/24 vs. CU	L, 59:48, 18/21	0-0=0	0-1=1	0-0=0	0-1=1	0-0=0	DNP	0-1=1	0-0=0	0-0=0	0-0=0
10/25 vs. OSU	DNP	1-0=1	0-0=0	0-0=0	0-0=0	0-0=0	DNP	1-0=1	0-0=0	0-0=0	0-0=0
10/29 vs. MUS	W, 60:00, 24/25	0-1=1	0-0=0	0-0=0	1-1=2	0-0=0	0-0=0	0-0=0	0-1=1	0-0=0	0-0=0
11/5 vs. SWE	DNP	0-0=0	0-0=0	0-1=1	1-0=1	1-0=1	0-0=0	0-0=0	0-1=1	0-0=0	0-0=0
11/7 vs. FIN	W, 60:00, 18/19	0-0=0	0-0=0	DNP	0-0=0	1-1=2	0-0=0	2-1=3	0-0=0	0-0=0	0-1=1
11/8 vs. SUI	DNP	0-1=1	0-1=1	DNP	0-1=1	0-0=0	0-0=0	0-1=1	0-2=2	0-0=0	1-0=1
11/9 vs. SWE	W, 60:00, 21/25	0-0=0	0-1=1	DNP	0-2=2	0-0=0	0-1=1	0-0=0	0-0=0	1-0=1	0-0=0
11/14 vs. BLM	DNP	0-0=0	1-1=2	0-1=1	0-0=0	0-1=1	0-0=0	0-0=0	0-0=0	0-1=1	0-0=0
11/16 vs. MUS	W, 60:00, 19/22	0-1=1	0-0=0	0-0=0	1-0=1	1-0=1	0-0=0	2-1=3	1-1=2	1-0=1	1-1=2
11/21 vs. MIN	DNP	1-1=2	1-0=1	0-0=0	1-2=3	0-0=0	0-0=0	0-1=1	DNP	0-0=0	0-0=0
11/22 vs. AUG	W, 60:00, 21/22	0-0=0	0-0=0	0-0=0	0-0=0	0-1=1	0-0=0	0-1=1	DNP	0-0=0	0-0=0
11/29 vs. NEU	NDP	1-2=3	0-0=0	DNP	2-2=4	0-1=1	0-0=0	0-1=1	DNP	0-0=0	DNP
11/30 vs. UWSP	W, 60:00, 28/30	0-0=0	0-0=0	0-0=0	1-1=2	1-1=2	0-0=0	0-0=0	DNP	0-0=0	0-0=0
12/5 vs. YNG	DNP	0-1=1	0-0=0	1-0=1	0-0=0	0-0=0	0-0=0	1-1=2	DNP	0-0=0	0-0=0
12/6 vs. YNG	L, 43:40, 27/32	0-0=0	0-0=0	0-0=0	0-0=0	0-1=1	1-0=1	0-0=0	DNP	0-0=0	0-0=0
12/12 vs. UW	DNP	0-0=0	0-0=0	0-0=0	1-0=1	1-0=1	0-0=0	0-0=0	0-2=2	0-0=0	0-0=0
12/19 vs. YNG	ND, 13:30, 2/5	0-0=0	0-0=0	0-0=0	0-0=0	1-0=1	0-0=0	DNP	0-1=1	0-0=0	1-0=1
12/27 vs. CC	T, 65:00, 21/23	0-0=0	0-0=0	0-1=1	0-1=1	0-1=1	0-0=0	0-1=1	0-0=0	0-0=0	0-0=0
12/28 vs. CC	L, 48:19, 21/26	1-0=1	0-0=0	0-2=2	2-0=2	0-1=1	0-0=0	0-0=0	DNP	0-0=0	0-0=0
12/31 vs. AC	W, 60:00, 17/18	1-1=2	DNP	0-1=1	1-0=1	0-0=0	0-0=0	1-0=1	DNP	0-0=0	1-1=2
1/3 vs. UND	DNP	0-0=0	0-0=0	0-0=0	0-2=2	0-0=0	0-0=0	0-0=0	DNP	0-0=0	0-0=0
1/9 vs. MSU											
1/10 vs. CHI											
1/17 vs. DBQ											
1/18 vs. DBQ											
1/24 vs. UAH											
1/25 vs. UAH											
2/4 vs. TBD											
2/5 vs. TBD											
2/7 vs. TBD											
2/8 vs. TBD											
2/20 vs. MAD											
2/21 vs. MAD											
2/23 vs. NAHL											
2/27 vs. GB											
2/28 vs. GB											
3/5 vs. OMA											
3/6 vs. WAT											
3/8 vs. SF											
3/13 vs. BLM											
3/14 vs. CHI											
3/20 vs. LIN											
3/21 vs. LIN											
3/27 vs. CHI											
3/29 vs. MUS											

★INDIVIDUAL GAME-BY-GAME

	17 - BRACCO	19 - MATTHEWS	20 - THOMPSON	21 - FISCHER	22 - GABRIELE	23 - TERRY	24 - RUGGIERO	25 - McAVOY	27 - WHITE	28 - ROSLOVIC	29 - OPILKA
9/5 vs. MUS	0-1=1	0-1=1	DNP	0-1=1	0-0=0	0-1=1	0-1=1	0-0=0	0-1=1	1-0=1	W, 60:00, 23/24
9/6 vs. LIN	2-0=2	0-0=0	DNP	0-0=0	0-1=1	0-0=0	0-2=2	0-0=0	1-0=1	0-1=1	DNP
9/13 vs. MICH	0-1=1	1-2=3	1-0=1	2-2=4	0-0=0	1-0=1	0-0=0	0-1=1	0-1=1	0-0=0	W, 60:00, 15/15
9/16 vs. CR	1-2=3	1-2=3	0-0=0	1-1=2	0-1=1	0-0=0	0-1=1	0-2=2	2-0=2	0-1=1	DNP
9/17 vs. YNG	0-3=3	0-1=1	1-0=1	0-0=0	0-0=0	0-1=1	0-0=0	0-0=0	1-2=3	0-0=0	W, 60:00, 20/23
9/27 vs. YNG	0-0=0	0-2=2	0-1=1	1-0=1	0-0=0	0-0=0	0-0=0	0-0=0	0-0=0	0-0=0	W, 60:00, 30/32
9/28 vs. MUS	1-1=2	0-1=1	0-0=0	1-0=1	0-0=0	0-0=0	0-1=1	0-0=0	0-0=0	0-1=1	DNP
10/4 vs. MIAMI	0-2=2	1-0=1	0-0=0	0-0=0	0-0=0	0-0=0	0-0=0	0-0=0	0-1=1	0-0=0	W, 60:00, 25/25
10/6 vs. UMICH	0-1=1	1-0=1	1-0=1	0-0=0	0-0=0	0-0=0	0-0=0	0-0=0	1-0=1	0-0=0	L, 60:00, 34/41
10/10 vs. YNG	2-2=4	0-2=2	1-0=1	0-1=1	0-0=0	0-0=0	0-0=0	1-0=1	DNP	0-1=1	DNP
10/16 vs. PC	1-0=1	0-1=1	0-1=1	0-1=1	0-0=0	1-0=1	0-0=0	0-0=0	DNP	0-0=0	DNP
10/18 vs. BU	1-2=3	2-1=3	0-0=0	1-0=1	0-0=0	0-0=0	0-0=0	0-1=1	DNP	0-0=0	L, 58:53, 25/30
10/24 vs. CU	1-0=1	0-0=0	1-0=1	0-0=0	0-0=0	0-0=0	0-0=0	0-1=1	DNP	0-0=0	DNP
10/25 vs. OSU	0-2=2	0-0=0	0-0=0	0-1=1	1-0=1	0-0=0	0-0=0	0-0=0	DNP	0-0=0	L, 60:00, 11/16
10/29 vs. MUS	0-0=0	2-1=3	1-0=1	0-2=2	0-0=0	0-0=0	0-0=0	0-0=0	0-0=0	0-1=1	DNP
11/5 vs. SWE	1-2=3	0-0=0	0-0=0	0-1=1	0-1=1	0-0=0	0-0=0	0-0=0	1-0=1	0-0=0	W, 60:00, 32/35
11/7 vs. FIN	1-4=5	1-1=2	0-0=0	0-0=0	1-0=1	1-1=2	0-0=0	1-0=1	0-3=3	0-2=2	DNP
11/8 vs. SUI	0-2=2	0-3=3	0-0=0	1-0=1	0-1=1	0-1=1	0-1=1	0-0=0	2-0=2	3-0=3	W, 60:00, 26/27
11/9 vs. SWE	0-1=1	2-2=4	0-0=0	0-0=0	1-0=1	0-0=0	0-0=0	0-0=0	1-1=2	1-2=3	DNP
11/14 vs. BLM	1-1=2	1-0=1	0-0=0	0-0=0	0-0=0	0-0=0	0-0=0	DNP	0-0=0	0-1=1	W, 65:00, 29/32
11/16 vs. MUS	0-2=2	1-2=3	0-2=2	1-1=2	0-0=0	0-1=1	0-1=1	DNP	0-1=1	0-2=2	DNP
11/21 vs. MIN	0-1=1	2-1=3	0-0=0	0-0=0	0-0=0	0-1=1	0-0=0	0-0=0	0-0=0	0-1=1	W, 63:27, 25/29
11/22 vs. AUG	0-1=1	3-1=4	1-2=3	1-0=1	0-1=1	0-1=1	0-0=0	0-1=1	1-0=1	0-1=1	DNP
11/29 vs. NEU	0-0=0	DNP	0-1=1	2-1=3	0-1=1	1-2=3	0-0=0	DNP	0-0=0	1-1=2	W, 60:00, 19/20
11/30 vs. UWSP	0-1=1	2-1=3	0-0=0	0-0=0	0-0=0	1-0=1	0-0=0	0-2=2	DNP	0-3=3	DNP
12/5 vs. YNG	0-0=0	2-0=2	0-0=0	0-0=0	0-0=0	0-2=2	0-0=0	0-0=0	DNP	0-2=2	W, 65:00, 16/20
12/6 vs. YNG	0-1=1	0-0=0	0-0=0	1-0=1	0-0=0	0-0=0	0-0=0	0-0=0	DNP	0-0=0	ND, 16:20, 5/5
12/12 vs. UW	0-1=1	2-0=2	0-0=0	0-0=0	0-1=1	0-0=0	0-0=0	0-1=1	DNP	0-1=1	W, 60:00, 17/18
12/19 vs. YNG	DNP	DNP	0-0=0	2-1=3	0-0=0	0-1=1	0-0=0	0-0=0	DNP	0-0=0	L, 46:30, 28/33
12/27 vs. CC	0-0=0	DNP	0-0=0	1-0=1	0-0=0	0-0=0	0-0=0	0-0=0	0-0=0	1-0=1	DNP
12/28 vs. CC	0-0=0	DNP	0-0=0	0-0=0	0-0=0	1-0=1	0-0=0	0-0=0	0-1=1	0-0=0	ND, 11:41, 0/3
12/31 vs. AC	0-1=1	DNP	0-0=0	1-2=3	0-0=0	1-2=3	0-0=0	0-0=0	0-1=1	0-1=1	DNP
1/3 vs. UND	0-0=0	DNP	0-0=0	0-0=0	0-0=0	0-0=0	0-0=0	1-0=1	0-0=0	1-0=1	L, 60:00, 20/27
1/9 vs. MSU											
1/10 vs. CHI											
1/17 vs. DBQ											
1/18 vs. DBQ											
1/24 vs. UAH											
1/25 vs. UAH											
2/4 vs. TBD											
2/5 vs. TBD											
2/7 vs. TBD											
2/8 vs. TBD											
2/20 vs. MAD											
2/21 vs. MAD											
2/23 vs. NAHL											
2/27 vs. GB											
2/28 vs. GB											
3/5 vs. OMA											
3/6 vs. WAT											
3/8 vs. SF											
3/13 vs. BLM											
3/14 vs. CHI											
3/20 vs. LIN											
3/21 vs. LIN											
3/27 vs. CHI											
3/29 vs. MUS											