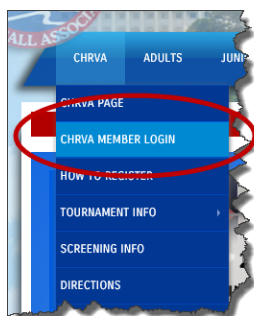


2018 – 2019 NEW Adult Provisional Referee



1. To become a referee, you **MUST** also become a scorer. You must complete this process before you work as a referee for your team at a tournament.
2. You **MUST** be a current member of the [Chesapeake Region Volleyball Association \(CHRVA\)](http://www.chrva.org)
 - a. Go to the CHRVA website (www.chrva.org)
NOTE: Some versions of Internet Explorer are not compatible with the website. Try Firefox or Safari
 - b. select 'CHRVA MEMBER LOGIN' to log in



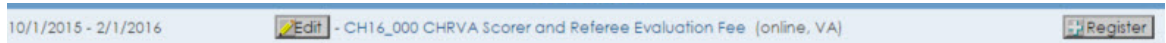
- i. If you are new to the region then select "Request A Login" 1
- ii. If you were a CHRVA member last season, select "Renew Membership" 2
- iii. If you have already registered, you may log-in 3



3. You **MUST** pay the evaluation fee **no later than January 31, 2018:**
 - a) Once logged in to the CHRVA website on the left hand toolbar under "USAV & Region Events" click "Region Ref/Score Clinics":

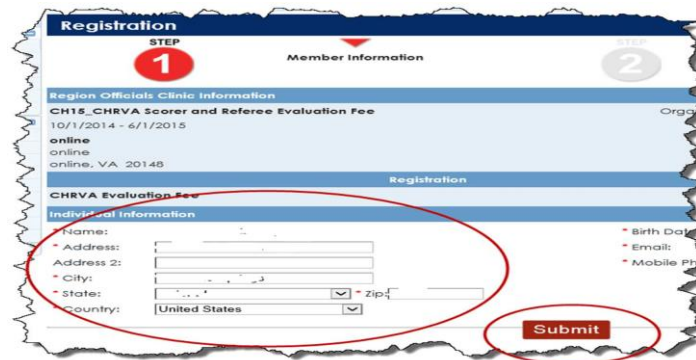


- b) You will see a list of certifications under “USA Volleyball Events.” You will need to register for one event. Click “Register” next to the CH19_401 CHRVA New Provisional Referee (NPR) and Provisional Scorer Training”.

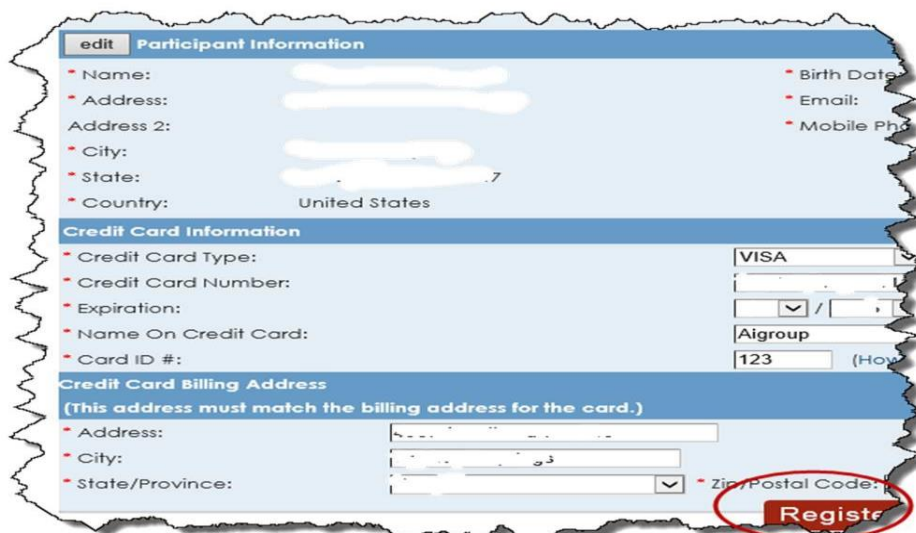


NOTE: This registration includes a section to pay the Referee/Scorer evaluation fee. This fee covers both the Scorer and Referee certifications. You only need to pay it **ONCE**. Also this registration includes the required Scorer training. So you **DO NOT** have to register as a scorer or for the training separately.

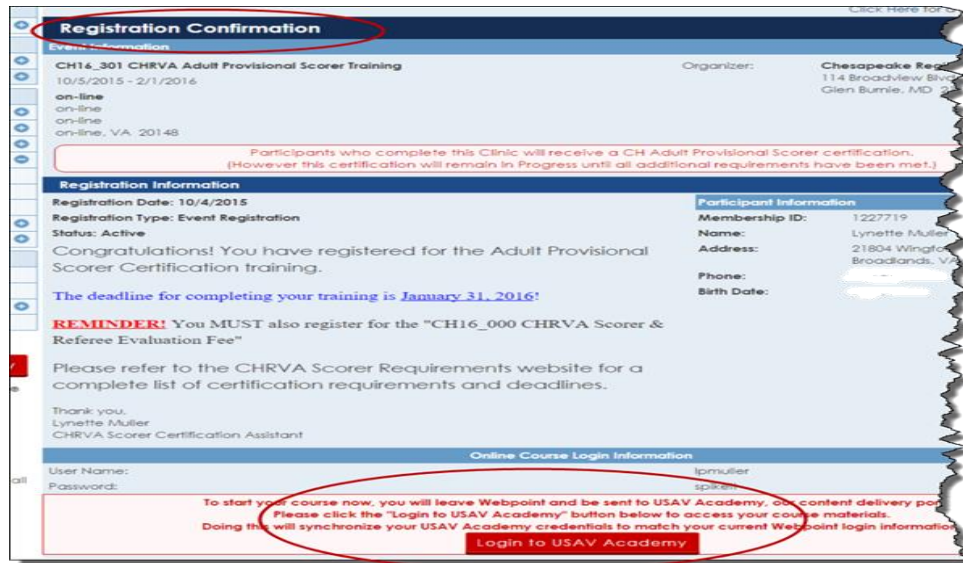
- c) Complete Step 1: Verify that the clinic information is accurate, complete the individual information section and click “Submit”



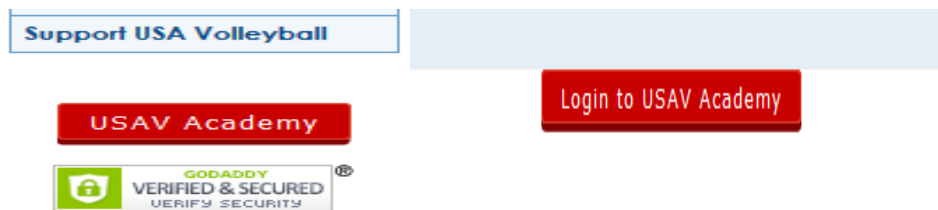
- d) Complete Step 2: Verify the information, enter your payment information and click “Register.” A pop-up window will be displayed confirming your credit card will be charged; click “OK”



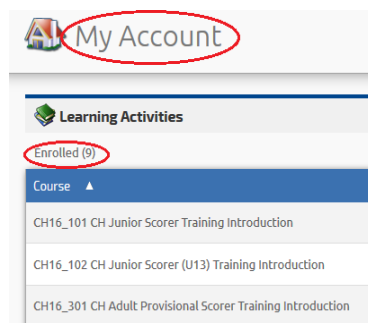
- e) When you have completed the registration process you will see the Registration confirmation page (an email will also be sent) and the link providing you access to the on-line training will be at the bottom:



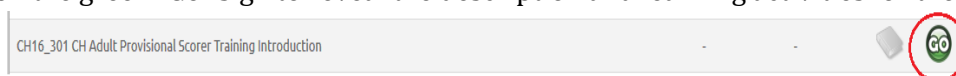
4. All clinics are now accessed via Webpoint. To log-in to USA Volleyball Academy from WebPoint, click on either the “USAV Academy” button on the left or the “Login to USAV Academy” button in the middle, both on the Member Home screen (your webpoint user/password will be used automatically):





- a) Once logged in you will ONLY see the training you have registered for under “Enrolled” on the “My Account” page:



- b) Click on the green “Go” sign to reveal the description and learning activities for the course :



- c) To launch the course (and each module listed in the description) click on the “Go” icon in the Action column:

Learning Activities				
Lesson	Type	Status	Score	Action
1. CH New Adult Regional Scorer Training Introduction		Completed	-	

d) When you have completed the course and all associated modules, it will move to the “Completed” section of the My Account page showing the “Date Completed”.

*****Note that you must complete ALL modules under Enrolled to complete the clinic. A certificate of completion will only become available after ALL modules have been done.*****

5. You **MUST** obtain two passing ratings at a sanctioned fellowship tournament
 - i. Dates for fellowships are noted on the CHRVA website (<http://www.chrva.org/page/show/4299645-calendar>)
 - ii. Contact the tournament host to schedule your two ratings
 - iii. Submit your completed evaluations to the tournament host

6. When you have completed ALL of the requirements AND have been made a scorer and we have processed your certification you WILL receive an e-mail notifying you that your WebPoint profile has been updated and provide you instruction for printing your membership card.

