


2010

HOW CAN I ACHIEVE MY HOCKEY DREAM?



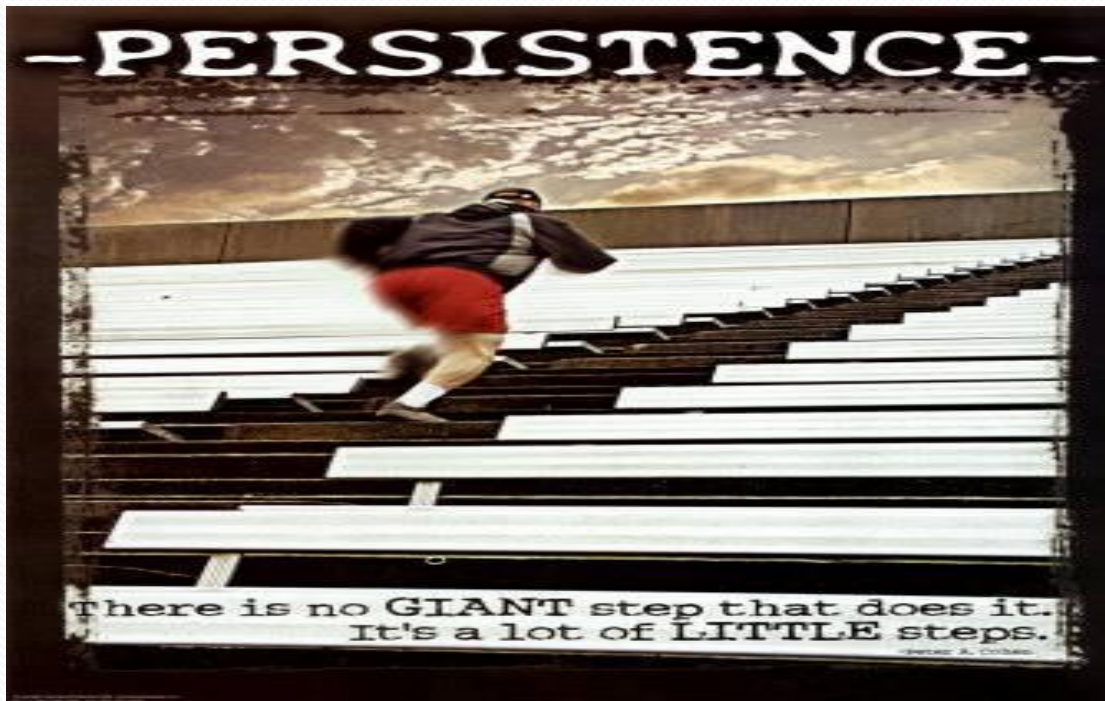
Al Bloomer
USA Hockey Inc.
National Coach in Chief

The Tough questions:



Do I have the skill to play college hockey????

Do I have the commitment to play college Hockey????



—
—



What is your dream?



➤ **Play NCAA College Hockey**

Div 1-3

- 3,777 Male Players (1.0%) 1/100

74.1% U.S. Citizens Ages 18-26

- 1,852 Female Players (12.5%) ~1/8

75.1% U.S. Citizens Ages 18 -22

ACHA Div 1-3 - 8,775 Male Players(10.0 %) 1/10

Div 1-2 - 1,125 Female Players(16.7 %) 1/6

➤ **Play in the NHL - 690 Players (0.13%) - 1/800**

172 U.S. Citizens (25.0%)

188 European (27.3%)

330 Canadian (47.7%)

Numbers based on 2009 rosters

WHY COLLEGE HOCKEY?

- The Stability
- The Development Model
 - Practice vs. game
 - Off ice training / development
 - Coaching staff
 - Facilities
 - NHL / Europe / USA
- Education...College Degree ... Identifies the door of Opportunity \$\$\$\$\$\$\$\$\$\$
- Life long friendships...Network – Best four years of your life.
- Social Experience



How can I achieve my dream?


Typical Questions:

- **How important are academics?**
- **What is my best route to college hockey?**
- **Is there more than one?**
- **Where do I fit?**
- **What is best for me?**
- **How do I get noticed?**
- **If I am a good player, will they find me?**
- **What role should my coach play?**
- **What are the differences between NCAA Divisions & the ACHA**
- **Is there typical route to the Professional Hockey?**



Road to College Hockey

- **Typical Routes to NCAA & ACHA College Hockey:**
 - Prep/Private School – 72 boys & 56 girls programs (+/-)
 - USA & Canadian Junior “A” Hockey – (top 6% ages 15 to 20)
 - 74,000 U.S. & 167,000 Canadian – Boys
 - 9,000 U.S. & 24,980 Canadian - Girls
 - Public High School – sanctioned /accredited varsity programs
 - USA Hockey Midget Tier 1 (ages 18 & under)
 - 27,330 U.S. & 73,000 Canadian - Boys
 - 3,128 U.S. & 12,512 Canadian - Girls



BOY'S PATH TO THEIR DREAM



NHL

AHL – ECHL – IHL – CHL – EUROPE



- 5 DIVISION ONE CONFERENCES
- DIVISION III
- AHCA (Non – Varsity)



MAJOR JUNIOR

Junior Hockey



High Level Hockey

- AAA Midget – HS Hockey – Prep School



YOUTH ENTRY LEVEL PROGRAMS – USAH LT ADM

NCAA Players 2008-2009– Male Players

What programs do they come from?

Program	Division 1	Division 2	Division 3	Total
NEPSAC & PS	289	9	397	695
NAHL – Jr II	192	1	142	335
USHL – Jr I	389	0	33	422
EJHL – Jr III	163	19	204	386
High School	20	26	195	241
OPJHL – Ont II	115	1	154	270
BCHL- BC II	154	0	48	202
AJHL – Alb II	110	0	26	136
CJHL – Ont II	59	1	47	107
AtJHL – Jr III	32	11	113	156
ACHA Transfer	0	0	4	4

This represents ~ 78.21 % of 3,777
players on NCAA rosters

What You Need To Know about Major Junior - CHL

- Playing in a CHL game after your expected High School Graduation year makes you permanently ineligible to play NCAA Hockey
- Playing 1 game of Major Junior makes you ineligible for one year...**exhibitions** are included in this rule.
- If you go to a Major Junior Camp...you can stay only 48 hours on their dime.
- Goalies...dressing is playing
- Signing a contract with an agent makes you ineligible

GIRL'S PATH TO THEIR DREAM



5 DIVISION ONE CONFERENCES

- DIVISION III
 - AHCA (Non -Varsity)
-

USA National Team



USA Under 18 Team

High Level Hockey

- AAA Midget – HS Hockey – Prep School – Canada Programs

YOUTH ENTRY LEVEL PROGRAMS – USAH LT ADM

NCAA Players 2008-2009 – Female Freshman

What programs do they come from?

Program	Division 1		Division 3	Total
U.S. Prep & Private Schools	78		97	175
USA Hockey Associations – Tier 1	62		98	160
Canadian Hockey Associations	61		29	90
U.S. Public High Schools	52		146	198
Canadian Prep & Private	17		16	33
Europe	13		0	13
Canadian Public High schools	6		3	9
	This represents ~ 80.0 % of			
	total freshman on NCAA rosters			
2010 USA Women – under 18 Team:	8 -US Tier 1,		7 US Prep & Pvt.	2 US HS

FACTORS TO CONSIDER WHEN SELECTING YOUR ROUTE TO COLLEGE HOCKEY

- Academic Impact – NCAA eligibility
- Reputation of the Program – History
- Recruiting foot print
- Location – you should visit before committing
- Cost – Direct & Indirect
- Be Realistic – play or watch
- Are they *really* interested in you?
- Social Aspects
- Coach

Beware Major Junior(CHL) will impact NCAA eligibility

WHAT IS IMPORTANT TO THE COACH


- Academics - note for every *Athletic* Scholarship \$
there are 12 *Academic* scholarship \$s
- Passion & Purpose – “Hungry Spirit”
- Mental Toughness & Discipline
- Training – Nutrition – Strength
- Practice habits – “coach-ability”
- Respect
- Skills
- Hockey Sense
- Team Player – accept your role
- ***Character Counts***



180 College Hockey Programs – 2008-2009

138 Men Division 1-3

87 Women Division 1 & 3



SAT Scores – (Verbal + Math only)	Number of Schools you Qualify for	
1400 +	180	Avg ACT 33 +
1200 to 1299	153	
1100 to 1199	115	
1000 to 1099	75	
900 to 999	17	Avg ACT 17

**If you need academic reinforcement or rehabilitation,
perhaps you should consider Prep, Post Graduate School
or Jr. College.**

Note Quality Points from Core Courses added to ACT. The lower
your QP the higher your test scores need to be.

NCAA Players 2008-2009– Male Players

Where do they come from?

- Division 1 Men --- 1,575 players
 - Minnesota – 12.76 %
 - Ontario - 12.60%
 - Michigan – 8.25 %
 - Massachusetts – 8.20%
 - Alberta – 7.5%
 - New York – 5.71%
 - 65.5 % USA – 33% Canada – 1.5% Europe
- Division 3 Men – 2,202 players
 - Massachusetts – 16.62%
 - Minnesota – 13.76%
 - New York – 9.26%
 - Ontario – 8.72%
 - Michigan – 4.72%



} 55.0%

} 53.10%

Developing Non-traditional Markets Men Div 1

<u>State</u>	<u>1997-98</u>	<u>2009-10</u>
AL	1	1
AZ	1	3
CA	6	42
CO	5	28
DE	1	0
FL	0	9
GA	0	7
IA	3	4
MO	5	27
MT	1	1
NC	0	2
ND	2	8
NE	1	4
NV	0	4
OK	0	2
OR	1	2
TN	0	1
TX	0	10
UT	2	0
VA	2	6
WA	5	9
WY	0	0
Totals	36	170

NCAA Players 2008-2009 – Female Freshman

What states do they come from?

- Division 1 Women – 772 players
 - Minnesota – 16.84%
 - Ontario – 16.71%
 - New York – 10.37%
 - Massachusetts – 8.55%
 - Alberta – 6.35%
 - New York – 4.79%
 - 60 % USA - 36.27% Canada - 3.73% Europe
 - Division 3 Women – 1,080 players
 - Minnesota – 23.43%
 - Massachusetts – 14.44%
 - New York – 10.37%
 - Ontario – 7.87%
 - Wisconsin – 4.10%
- } 63.61%
- } 60.21%



Developing Non-traditional Markets Women Div 1

2009-2010

Colorado	14
Texas	3
North Dakota	4
Arizona	0
Idaho	1
Oklahoma	0
Montana	1
South Dakota	0
Utah	0
Wyoming	1
New Mexico	0

NCAA COLLEGE HOCKEY

Division 1 – 59 Men & 34 Women Programs

- 1,575 males (1/300 ~ 0.33%) & 772 females (1/8 ~ 12.0%)
- Top **380** male players in a given year (18 to 21)
- Avg age Freshman – 19.8, Avg age team player 21.2
- HEA, ECACHL, AHA, CHA, WCHA, CCHA
- 18 full scholarships per team – maximum (1/450 -0.22%)
~190 new scholarships each year
- Operating budgets \$875 M to \$ 2 MM– average \$ 1.1MM
- Must go through ***NCAA Clearing House– Eligibility Center -16***
- 7 contacts / evaluations – Sr. year (5 official visits)
- Can receive materials after September 1 – senior year
- 34 games per year
- 30 players on roster ~ 65% males & 64% females U.S. Citizens
- Full time professional coaching
- NCAA National Championship

NCAA COLLEGE HOCKEY

Division 2 – 7 Men & 2 Women programs

- 202 males & 48 females per year
- ECAC, Northeast 10, IND
- 13.5 full male scholarships & 18 full female scholarships per team
- Top 300 male players in a given year (18-21) (680)
- Must go through **NCAA Clearing House – Eligibility Center - 14**
- Contact June 15 before beginning of senior year
- 5 official visits
- 30 games per year
- 22 to 25 players on roster
- Full time professional coaching
- Similar to Division 1 - but no NCAA National Champion

NCAA COLLEGE HOCKEY

Division 3 – 70 Men & 53 Women programs

- 2,202 males & 1,080 females
- NESCAC, MIAC, ECAC, SUNYAC, NCHA, IND
- No athletic scholarships
- Operating budget average \$250 K
- Top 600 USA male players in given year (18-21) (1280)
- Official visits – only one per school
- Unlimited contacts
- One expense paid official visit
- Very large recruiting class ~~~ 75
- 28 games per season
- 30 to 35 players on roster
- Full time professional coaching
- NCAA National Championship

Developing Non-traditional Markets Division III

2009-2010

Men

Women

Colorado

31

16

Texas

22

3

North Dakota

17

8

Arizona

6

5

Idaho

3

1

Oklahoma

4

0

Montana

4

0

South Dakota

2

2

Utah

2

1

Wyoming

1

1

New Mexico

0

1

NCAA COLLEGE HOCKEY

NJCAA – Junior College – 8 men programs

- 220 players +/-
- 25 to 30 players on roster
- 16 scholarships per team – lower tuitions
- Open recruiting
- National Champion
- Tier 1 Midgets and most Tier 2 Midgets can play at this level

NCAA COLLEGE HOCKEY

ACHA – Non Varsity College Hockey

- Since 1991
- Division 1 -- 53 men & 17 women programs
- Division 2 – 169 men & 28 women programs
- Division 3 – 129 men programs
- 25 to 30 players on playing roster
- Part-time coaching staff - varies
- Members of USA Hockey – 501 c 3
- Standard college admission process
- Tuition based \$\$ varies from program to program
 - Range from \$0 to \$2,500 - Average \$ 1,000 to \$1,500
- ACHA / NCAA National Championship
- National Team – World University games
- Tier II Midgets can play at this level (1 /10 ~ 10%)



The Roster Facts

Division 1 & 3

- **NCAA Average Roster is 26 – May be as high as 30 players**
 - 0.5 will play in the NHL
 - 23.5 will graduate from college
 - 2.0 will not obtain a college degree
- **CHL Average Roster is 25**
 - 1.0 will play in the NHL
 - 4.0 will graduate from college
 - 21.0 will not obtain a college degree

Scholarship Comparison

- NCAA \$\$ agreed upfront – one year agreement
- NCAA = **\$160,000.00** (4 x \$40,000.00)
- CHL \$ post career
- CHL = **\$26,000.00** (4 x \$6,500.00)

Scholarship -- What if ???

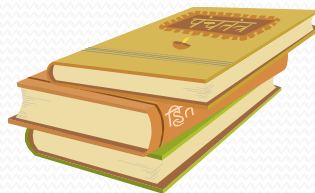
- NCAA once given can not be reduced or terminated based on athletic performance. Injury keep scholarship.
- CHL if you are cut prior to October 10th nothing guaranteed. Cut before January 10th you qualify for 50% of school money

Academics



A ten year study recently completed...

- **16%** of CHL(major junior) alumni have earned a college degree
- **84%** of NCAA alumni have earned a college degree
- Over a four year period NCAA Hockey produces 1387 college graduates compared to just 236 for the CHL
- 17 of 23 of the 2010 USA Men's Olympic TEAM played NCAA college hockey.



The Draft


The Last Four NHL Drafts

- **33% NCAA**
 - 2006 Draft – 59 USA Players overall (18 NCAA – 3 in 1st Round)
 - 2007 Draft – 62 USA Players overall (11 NCAA – 1 in 1st Round)
 - 2008 Draft – 43 USA Players overall (9 NCAA - 1 in 1st Round)
 - 2009 Draft – 51 USA Players overall (3 NCAA – 1 in 1st Round)
- **44% CHL**
- **23% European**



Just the Beginning

Making It to the NHL




- Roughly **50%** of NHL first round selections make it to the NHL.
- **15%** of the second round plays in the NHL
- **5%** of the rest of the draft will eventually make it on a NHL roster.
- **16%** of the players in the **NHL are undrafted**
- **3.7% of NCAA Players** per year will play **professional hockey**



KEYS TO GETTING NOTICED - SUMMARY

- Be academically attractive
- Select a good skill development program
- Select a program with a history of moving players to the next level.
- Target recruiting area(s)
- Your **coach** must be your strongest advocate
- Alumni speak on your behalf
- Participate in USAH District & National Tournaments
- Participate in USAH District & National Camps
- Pick commercial camps carefully – skill vs. games, staff and record of alumni
- Give your best at all times – you never know who is watching





The Online Resource for the
National Collegiate Athletic Association

- **PLAYCOLLEGEHOCKEY.COM**

P L A Y C O L L E G E H O C K E Y . C O M

- **WWW.NCAA.ORG**

- **Guide for the College-Bound Student-Athlete**
- **General Information on the NCAA Clearinghouse Website**

Play it Smart.
Play College Hockey.

College Hockey...Live it



**CAN I ACHIEVE MY
HOCKEY DREAM?**

ABSOLUTELY

YES !!!!!!!!!!!



REFERENCES

Thomas Keegan – College Hockey Guides 2009/2010

www.nhl.com

www.ncaa.org

www.usahockey.com

www.achahockey.org

www.collegehockey.com

www.prephockey.org

www.playcollegehockey.com

Rae Briggie - USAH Assistant Executive Director, Member Services

Scott Borek – University of New Hampshire – NCAA Hockey vs. CHL

Jeff Sauer – former Head Coach University of Wisconsin

Dave Smith – Head Coach Canisius College

Jim Johansson – USAH Assistant Executive Director, Hockey Operations

THANK YOU & GOOD LUCK!